



# BUILDING A BETTER ULSTER COUNTY



COUNTY EXECUTIVE MICHAEL P. HEIN  
2017 EXECUTIVE BUDGET

---

OPERATING BUDGET

ULSTER COUNTY  
2017 EXECUTIVE BUDGET  
INDEX

<b>Executive Summary</b>	1	Employment and Training, Office of	
<b>Executive Budget Initiatives</b>	4	Employment and Training	177
<b>Executive Budget Charts</b>	5	Job Training Services	180
<b>Summary By Responsibility Center</b>	11	Participant Support	179
<b>Statement of Debt</b>	13	Environmental Control	166
<b>Debt Authorized &amp; Unissued</b>	15	Finance, Department of	
<b>Department Budgets</b>		Budget	31
Aging, Programs for the	153	Finance	27
Arson Task Force	88	Real Property	34
BANS Principal & Interest	175	Fire Coordinator	87
Bus Operations (UCAT)	116	Health, Department of	
Community College Tuition	68	Medical Examiner	25
Comptroller	30	Mental Health Administration	109
Conservation	167	Mental Health Programs	111
Contingent Account	67	Mental Health Services, Contracted	114
Contrib to Community College	69	Narcotics Addiction Control	108
County Attorney	39	Psychiatric Expend, Criminal	115
County Clerk	35	Public Health	93
County Executive	26	WIC Program	107
Debt Service Fund (V Fund)	198	Historian	161
District Attorney	21	Human Rights Commission	165
Elections	43	Information Services	61
<b>Employee Benefits</b>		Insurance, Unallocated	64
Disability Insurance	171	Legislative Board	17
Hospital & Medical Insurance	172	Legislative Board, Clerk of	18
Other Benefits	174	Libraries	160
Retirement	169	Municipal Association Dues	65
Unemployment Insurance	170	Municipal Court	19
		Other Economic Opportunity	155
		Other Education	70

ULSTER COUNTY  
2017 EXECUTIVE BUDGET  
INDEX

<b>Department Budgets (Continued)</b>		Safety Inspection	89
Other Home & Community Service	168	Sales Tax	66
Other Long Term Debt, HUD Loans	182	Self Insurance Fund	194
Other Performing Arts	162	Sheriff	
Personnel	41	Drug Investigations (URGENT)	90
Planning	163	Jail	84
Probation	79	Sheriff	73
Public Defender	23	Social Services, Department of	
Public Safety Communications - E911	71	Child Care	142
Public Works		Day Care	137
Buildings and Grounds	46	Emergency Aid for Adults	148
Central Garage	60	Family Assistance	141
Engineering	184	Home Energy Assistance	147
Highway Administration	183	Juvenile Delinquent	144
Machinery	190	Medical Assistance	139
Maintenance of Roads and Bridges	185	Medical Assistance - MMIS	140
Off-Street Parking	120	Safety Net	146
Parks	156	Services for Recipients	138
Permanent Improvements	187	Social Services Administration	121
Public Works Administration	45	State Training School	145
Snow Removal	188	Tourism	149
Stockpile	192	Unified Court Budget Costs	20
Purchasing	32	Veterans Services	151
Rehabilitation Loans and Grants	181	Weights & Measures Sealer	152
Rehabilitation Services	86	Youth Programs	158
		<b>Position Listing</b>	201

## 2017 Executive Budget Summary

The 2017 Executive Budget reflects County Executive Hein’s continued commitment to protecting County taxpayers by once again reducing County property taxes, holding the line on County spending and implementing strategic investments in infrastructure, public safety and human service programs; while ensuring more services are available for County residents than ever before. Through a strategic and aggressive position management plan coupled with strategic operational and programmatic reforms, the 2017 Executive Budget reduces the County’s property tax levy to levels below 2010 levels while absorbing \$4.5 million in increased health care costs.

2017 Executive Budget Recommendation (\$ in millions)			
	<b>2016 Adopted</b>	<b>2017 Executive</b>	<b>Change</b>
Total Appropriations	\$330.37	\$324.82	(\$5.55)
Total Department Revenues	\$237.16	\$231.59	(\$5.57)
<b>Total County Cost</b>	<b>\$93.21</b>	<b>\$93.23</b>	\$0.02
Appropriated Fund Balance	\$16.12	\$16.34	\$0.22
Real Property Tax Levy	\$77.09	\$76.89	(\$0.20)

- Real Property Taxes:** Delivering on the County Executive’s commitment to protecting taxpayers, the 2017 Executive Budget reduces the County’s Real Property Taxes by approximately \$192,000. The 2016 Adopted Real Property Tax Levy of \$77,085,730 is reduced to \$76,893,016 for Fiscal Year 2017.

Property Tax Levy History						
	<b>2012</b>	<b>2013</b>	<b>2014</b>	<b>2015</b>	<b>2016</b>	<b>2017</b>
Tax Levy (\$ in millions)	\$78.86	\$78.70	\$78.70	\$77.94	\$77.09	\$76.89
Equalized Full Taxable Value (\$ in billions)	\$18.86	\$18.51	\$17.97	\$17.88	\$17.92	\$18.01

## 2017 Executive Budget Summary

- Appropriation Summary:** The 2017 Executive Budget recommends total appropriations of \$324.82 million for the fiscal year reflecting the continued balancing of prudent fiscal management practices and an increase in demand for county services.

2017 Executive Budget Appropriation Summary (\$ in millions)			
	2016 Adopted	2017 Executive Budget	Change
Social Services	\$122.45	\$119.81	(\$2.64)
Sheriff	\$31.68	\$33.23	\$1.55
Department of Public Works	\$35.32	\$29.74	(\$5.58)
Mental Health	\$12.70	\$12.60	(\$0.10)
Debt Service	\$10.06	\$10.30	\$0.24
Public Health	\$6.87	\$7.75	\$0.88
Information Services	\$7.32	\$7.05	(\$0.27)
UCAT	\$7.53	\$6.86	(\$0.67)
Community College	\$6.40	\$6.40	\$0.00
Probation	\$6.05	\$6.14	\$0.09
Other	\$84.00	\$84.95	\$0.95
<b>Total Appropriations</b>	<b>\$330.38</b>	<b>\$324.83</b>	<b>(\$5.55)</b>

## 2017 Executive Budget Summary

- Revenue Summary:** The 2017 Executive Budget estimates a total of \$231.59 million in department revenues outside of non-property tax revenue and appropriated fund balance for Fiscal Year 2017. This is a reduction of \$5.57 million in estimated revenues from the 2016 Adopted Budget.

2017 Executive Budget Revenue Summary			
(\$ in millions)			
	2016 Adopted	2017 Executive Budget	Change
General Government	\$135.98	\$136.78	\$0.80
Education	\$0.10	\$0.09	(\$0.01)
Public Safety	\$4.84	\$4.79	(\$0.05)
Public Health	\$11.78	\$12.01	\$0.23
Transportation	\$14.11	\$9.22	(\$4.89)
Economic Assistance and Opportunity	\$66.41	\$65.19	(\$1.22)
Culture and Recreation	\$0.32	\$0.47	\$0.15
Home and Community Service	\$1.46	\$1.15	(\$0.31)
Employee Benefits	\$1.04	\$1.88	\$0.84
Debt Service	\$0.00	\$0.00	\$0.00
Transfers	\$1.11	\$0.00	(\$1.11)
<b>Subtotal</b>	<b>\$237.16</b>	<b>\$231.59</b>	<b>(\$5.57)</b>
Real Property Tax	\$77.09	\$76.89	(\$0.19)
Appropriated Fund Balance	\$16.12	\$16.34	\$0.22
<b>Total Revenue and Other Sources</b>	<b>\$330.37</b>	<b>\$324.82</b>	<b>(\$5.55)</b>

# 2017 Executive Budget Summary

## 2017 Budget Initiatives

- **Continued Infrastructure Investment:** The 2017 Executive Budget provides an additional \$15 million, for a three-year total of \$46 million, in critical infrastructure funding as part of Building a Better Ulster County 2017. This investment will continue to repair and replace aging infrastructure, improved safety through wider road shoulders and improved pedestrian access.
- **Help America Vote Act:** The 2017 Executive Budget completes the three year takeover, which began in Fiscal Year 2015, of municipal costs related to the Help America Vote Act (HAVA). Aimed at reducing the local tax burden placed on County residents from unfunded State mandates, this three year takeover plan reduces the fiscal burden our towns face. In 2017, this savings provided by the County to our towns and city is estimated to be approximately \$555,211, which translates to lower costs for our towns and city, helping local property taxpayers.

Help America Vote Act – County Takeover			
	2015	2016	2017
Additional County Costs	\$194,329	\$529,265	\$555,211
Town Savings	\$194,329	\$529,265	\$555,211

- **Targeted Countywide Retirement Incentive:** The 2017 Budget includes a targeted retirement incentive. Aimed at reducing the County’s labor costs and avoiding layoffs, this retirement incentive will be developed in conjunction with our Personnel Department and will be targeted to positions that will not be re-filled.
- **Community College Achievement Program:** The 2017 Ulster County Budget provides funding for a newly proposed Community College Achievement Program. Through this program the County will partner with the community college to provide access to higher education to some of the County’s most disadvantaged graduating high school students. Through this program, qualified individuals will receive support and other services to maximize their educational attainment and prioritize outcomes.
- **Green Fleet Compliant:** The 2017 Ulster County Capital Program includes an additional 12 plug in hybrid vehicles – achieving Green Fleet Compliance a full three years ahead of schedule. Through the purchase of these vehicles, the County will be eligible to receive up to \$5,000 in State Rebates to offset the County costs associated with the purchase of each vehicle. The 2017 Executive Budget also provides for an additional six electric car charging stations – bringing the total County charging stations to 15 and qualifying the County for a New York State Energy Research and Development Authority (NYSERDA) grant for the install and purchase of these stations. In addition, the 2017 Capital Program includes a pilot program to incorporate an all-electric vehicle into the County’s Fleet.

## 2017 Executive Budget Summary

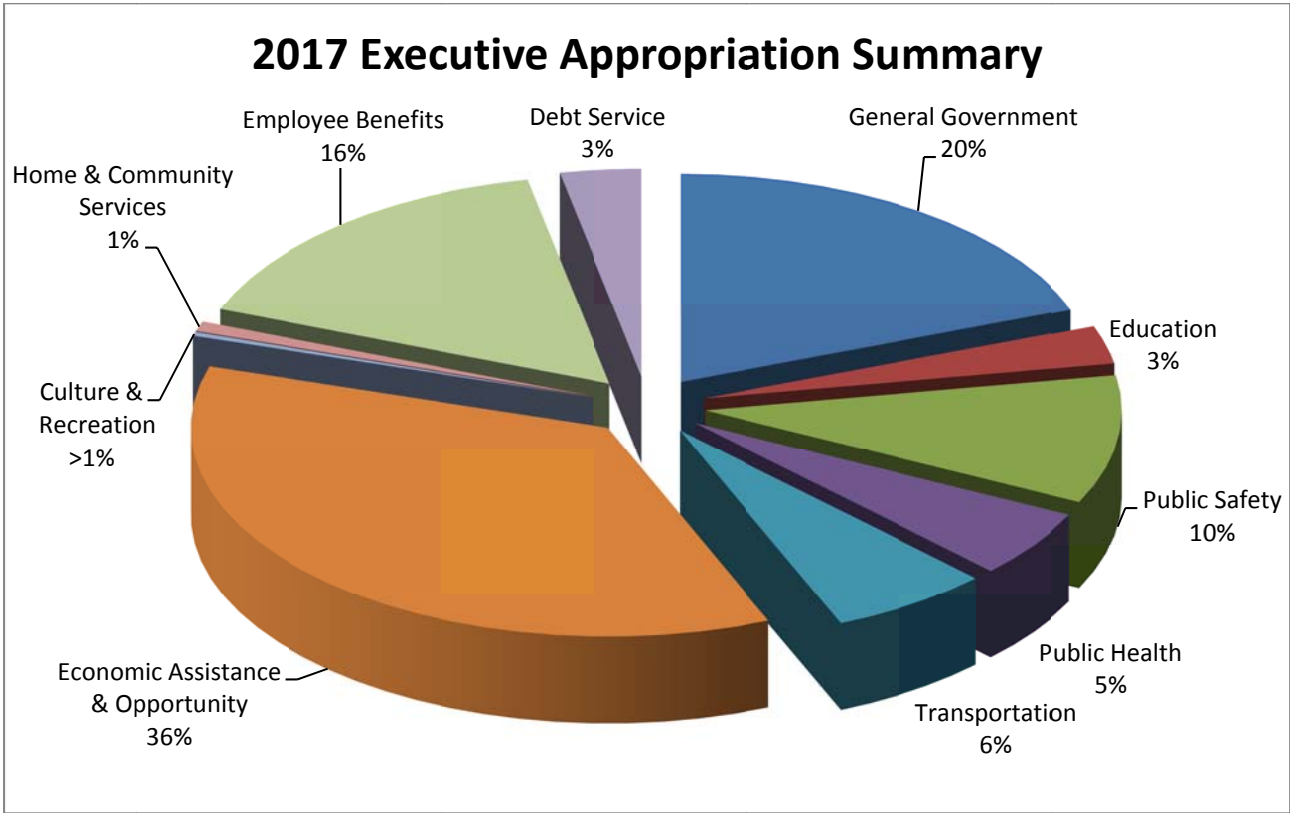
- Improved Transparency in Government Operations:** The 2017 Executive Budget includes a new initiative aimed at improving transparency in County Government. Through this initiative, the County's Department of the Environment will provide publically accessible utility usage data for each County owned building. This initiative will provide the public with easily accessible information regarding the County's electricity usage and fuel consumption as we strive to reduce our environmental impact.

### 2017 Executive Budget Expenditure Summary By Subject Area

	General Fund (A)	Community Development Fund (B)	County Road Fund (D)	Road Machinery Fund (E)	Self-Insurance Fund (S)	Debt Service Fund (V)	Total	% of Total
General Government	\$52,743,747				\$9,999,405		\$62,743,152	19.32%
Education	\$9,710,863						\$9,710,863	2.99%
Public Safety	\$32,335,480						\$32,335,480	9.95%
Public Health	\$16,953,158						\$16,953,158	5.22%
Transportation	\$5,409,465		\$11,636,898	\$3,197,101			\$20,243,464	6.23%
Economic Assistance & Opportunity	\$115,491,672	\$1,538,478					\$117,030,150	36.03%
Culture & Recreation	\$965,713						\$965,713	0.30%
Home & Community Services	\$2,039,184	\$450,400					\$2,489,584	0.77%
Employee Benefits	\$47,814,778	\$306,508	\$3,154,077	\$708,220	\$73,512		\$52,057,095	16.03%
Debt Service	\$445,000	\$3,800				\$9,846,685	\$10,295,485	3.17%
<b>Total</b>	<b>\$283,909,060</b>	<b>\$2,299,186</b>	<b>\$14,790,975</b>	<b>\$3,905,321</b>	<b>\$10,072,917</b>	<b>\$9,846,685</b>	<b>\$324,824,144</b>	<b>100%</b>



# 2017 Executive Budget Summary

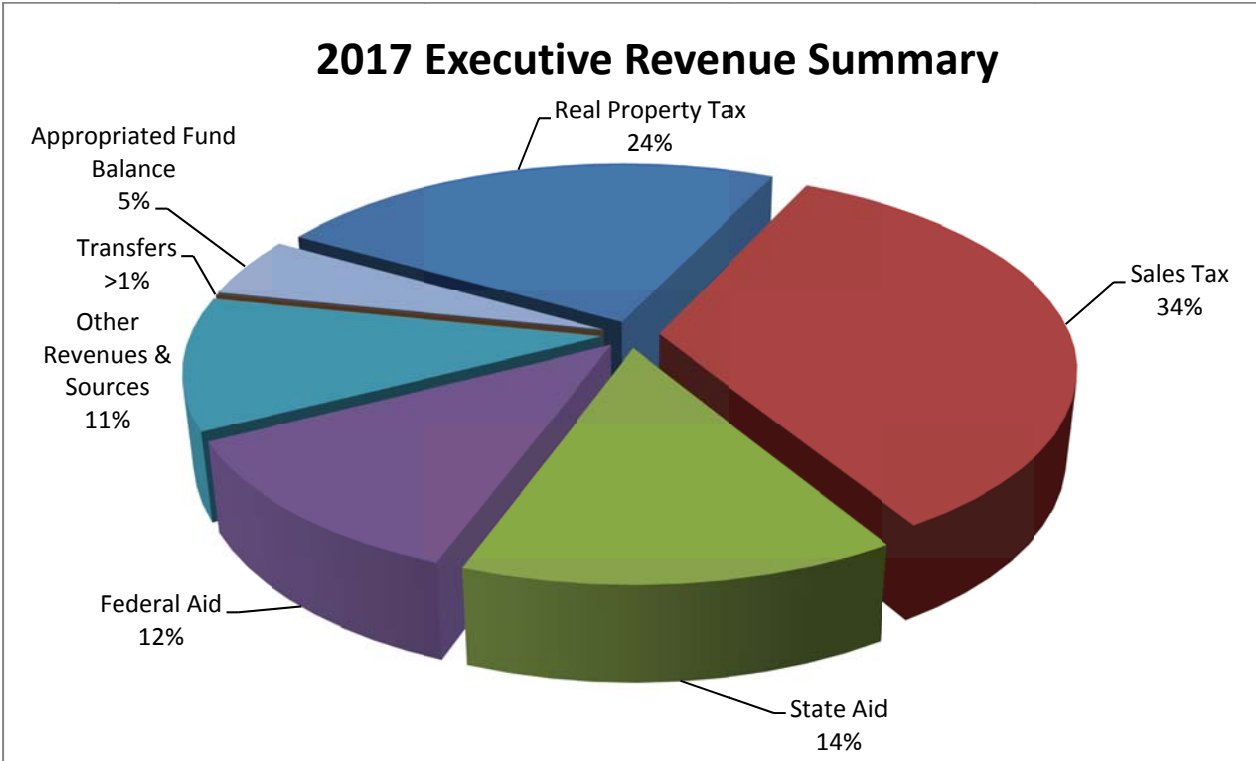


## 2017 Executive Budget Selected Departments By Type

Economic Assistance	Culture & Recreation	Home & Community	Employees Benefits	General Government	Education	Public Safety	Public Health	Transportation
DSS	Parks	Planning	Hospital & Medical	Legislature	Community College	Sheriff	Department of Health	UCAT
OET	Youth Programs	Environment	Disability	DA		E-911	WIC	Highway
Veterans		Human Rights		County Executive		Probation	Mental Health	Snow Removal
Office of Aging				County Clerk		Safety Inspection		Machinery
Weights & Measures				Board of Elections		Fire Coordinator		Engineering

# 2017 Executive Budget Summary

2017 Executive Budget Revenue Summary		
Revenue Summary By Type		
	2017 Adopted Budget	Percent of Budget
Real Property Tax	\$76,893,016	23.67%
Sales Tax	\$111,672,331	34.38%
State Aid	\$46,043,262	14.17%
Federal Aid	\$38,452,626	11.84%
Other Revenues & Sources	\$35,373,654	10.89%
Transfers	\$44,914	0.01%
Appropriated Fund Balance	\$16,344,341	5.03%
<b>Total</b>	<b>\$324,824,144</b>	<b>100%</b>

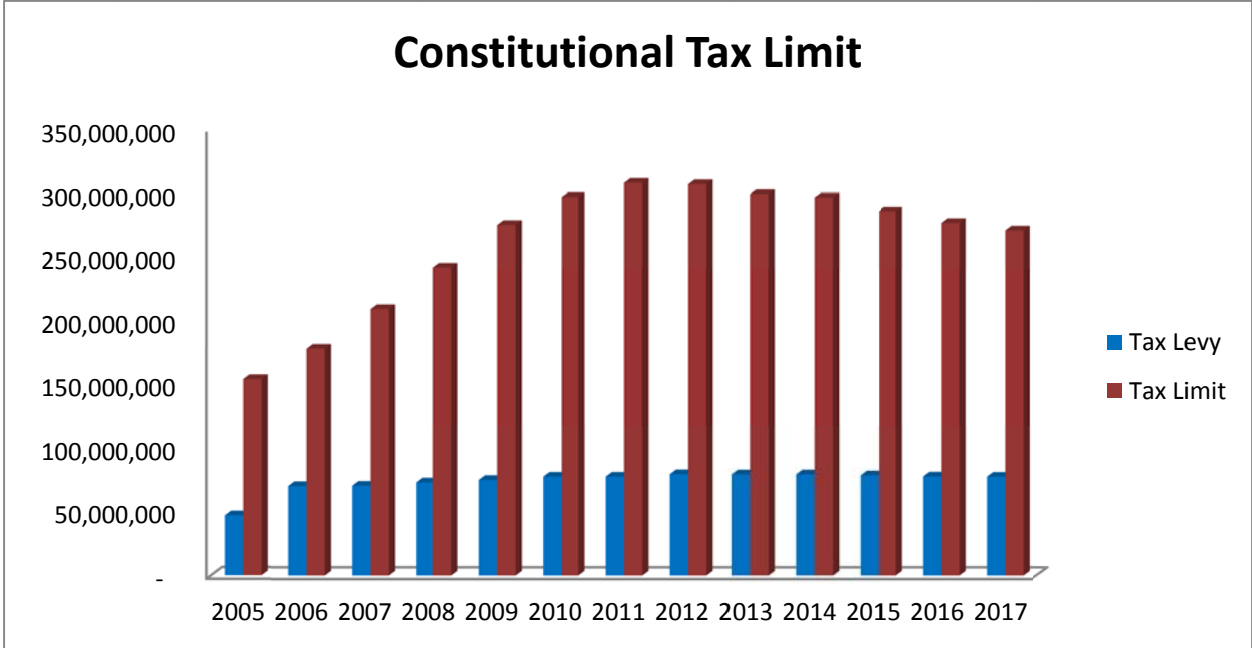


## 2017 Executive Budget Summary

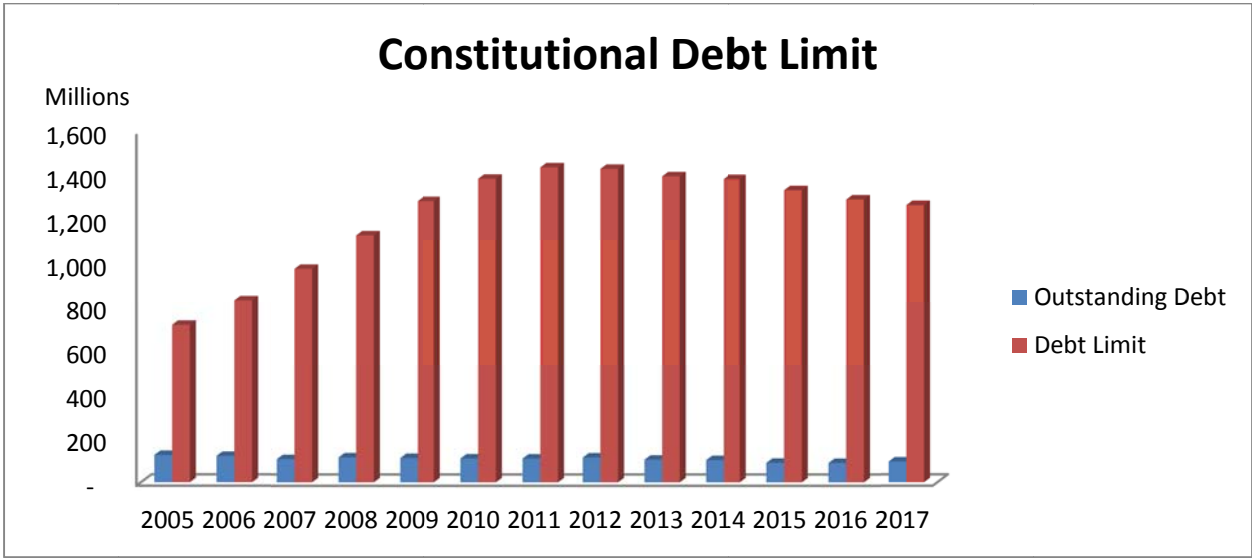
2017 Executive Budget Recommendation Payroll Summary			
	2016 Adopted	2017 Executive Budget	Change
Regular Pay	\$70,205,960	\$70,189,231	(\$16,729)
Part Time Pay	\$4,418,983	\$4,458,582	\$39,599
Overtime	\$2,766,906	\$2,635,522	(\$131,384)
Other	\$3,740,873	\$3,499,476	(\$241,397)
Separation Pay	\$990,820	\$913,500	(\$77,320)
Holiday Pay	\$809,905	\$834,281	\$24,376
Longevity	\$600,288	\$643,075	\$42,787
Differential Pay	\$467,536	\$493,424	\$25,888
On Call Pay	\$327,090	\$323,138	(\$3,952)
207C Pay	\$230,146	\$90,000	(\$140,146)
Line Up Pay	\$232,338	\$239,308	\$6,970
Stipend Pay	\$82,750	\$82,750	\$0
<b>Total</b>	<b>\$81,132,722</b>	<b>\$80,782,811</b>	<b>(\$349,911)</b>

2017 Executive Budget Recommendation Employee Benefits Summary			
	2016 Adopted	2017 Executive Budget	Change
Medical Benefits	\$23,511,663	\$28,450,170	\$4,938,507
Retirement	\$12,891,677	\$12,910,000	\$18,323
Social Security/FICA	\$6,256,749	\$6,281,639	\$24,890
Unemployment	\$186,600	\$75,000	(\$111,600)
Vacation & Sick Time Buyback	\$776,500	\$752,500	(\$24,000)
Workers' Comp Insurance	\$3,303,242	\$3,226,161	(\$77,081)
Other Employee Benefits	\$427,361	\$361,625	(\$65,736)
<b>Total</b>	<b>\$47,353,792</b>	<b>\$52,057,095</b>	<b>\$4,703,303</b>

# 2017 Executive Budget Summary



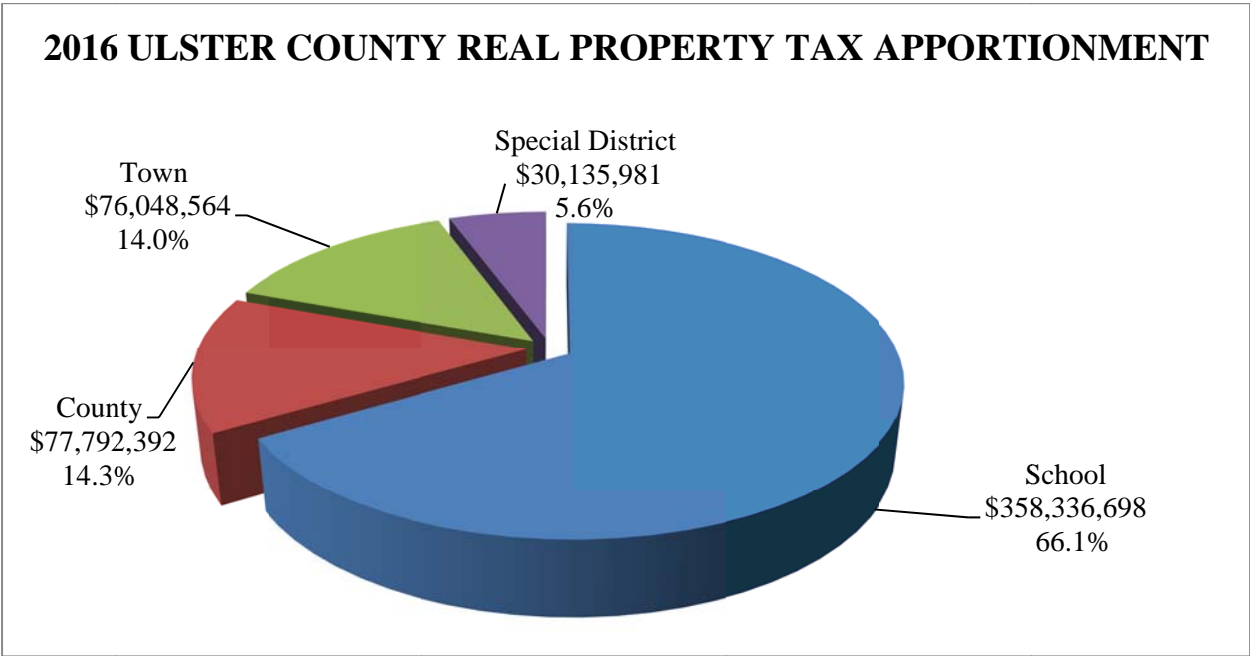
Ulster County’s 2017 recommended property tax levy is 28.39% of its taxing power.



Ulster County’s outstanding debt is 7.45% of the constitutional limit for this budget.

# 2017 Executive Budget Summary

Estimated Operating Fund Balance <i>End of 2016 After Deducting Reserves</i>	
Fund	Estimated Amount
General Fund	29,800,826
Special Grant Fund	106,323
County Road Fund	1,122,695
Road Machinery Fund	3,951,517
Debt Service Fund	1,265,555
<b>Total</b>	<b>36,246,916</b>



**Summary By Responsibility Center**

<b>Responsibility Center</b>	<b>Fund</b>	<b>Department Title</b>	<b>Appropriations</b>	<b>Revenue</b>	<b>Net County Share</b>
<b>County Executive</b>					
<b>Aging</b>	A	Aging, Programs for the	3,316,515	2,437,381	(879,134)
<b>Arson Task Force</b>	A	Arson Task Force	60,856	-	(60,856)
<b>County Attorney</b>	A	County Attorney	1,575,505	5,000	(1,570,505)
<b>County Executive</b>	A	County Executive	1,025,480	-	(1,025,480)
	A	Historian	26,150	-	(26,150)
<b>Emergency Management</b>	A	E911 - Public Safety Communicatio	3,730,373	1,336,894	(2,393,479)
<b>Employment and Training</b>	B	Employment and Training	878,585	904,548	25,963
	B	Job Training Services	961,901	935,938	(25,963)
	B	Participant Support	4,500	4,500	-
<b>Environment</b>	A	Environmental Control	405,721	135,220	(270,501)
<b>Finance</b>	A	Bond Anticipation Notes	445,000	200,000	(245,000)
	A	Budget	338,408	-	(338,408)
	A	Community College Tuition	3,300,000	80,000	(3,220,000)
	A	Contribution to Community College	6,400,863	-	(6,400,863)
	A	Finance	4,223,683	8,091,000	3,867,317
	A	Real Property	513,455	14,500	(498,955)
	A	Retirement	620,886	620,886	-
	A	Sales Tax	16,506,328	111,672,331	95,166,003
	A	Unified Court Budget Costs	15,000	-	(15,000)
	B	Loans	3,800	-	(3,800)
	B	Rehabilitation Loans and Grants	450,400	454,200	3,800
	V	Debt Service Fund	9,846,685	-	(9,846,685)
<b>Fire Coordinator</b>	A	Fire Coordinator	140,193	-	(140,193)
<b>Human Rights</b>	A	Human Rights Commission	18,751	-	(18,751)
<b>Information Services</b>	A	Information Services	7,047,664	121,000	(6,926,664)
<b>Insurance</b>	A	Disability Insurance	130,950	9,400	(121,550)
	A	Insurance, Unallocated	5,326,908	280,100	(5,046,808)
	S	Self Insurance Fund	10,072,917	10,072,917	-
<b>Mental Health</b>	A	Contracted Narcotics Addiction Cntrl	1,106,163	896,524	(209,639)
	A	Mental Health Administration	1,748,827	738,053	(1,010,774)
	A	Mental Health Programs	1,559,284	6,000	(1,553,284)
	A	Mental Health Services, Contracted	7,884,219	6,723,689	(1,160,530)
	A	Psychiatric Expend, Criminal	300,000	-	(300,000)
<b>Personnel</b>	A	Hospital & Medical Insurance	5,365,089	1,250,000	(4,115,089)
	A	Other Benefits	1,697,641	-	(1,697,641)
	A	Personnel	1,383,597	19,510	(1,364,087)
	A	Unemployment Insurance	75,000	-	(75,000)
<b>Planning</b>	A	Planning	1,732,134	563,825	(1,168,309)
<b>Probation</b>	A	Probation	6,143,296	1,605,472	(4,537,824)
	A	Rehabilitation Services	188,357	40,250	(148,107)
<b>Public Defender</b>	A	Public Defender	2,447,524	265,485	(2,182,039)
<b>Public Health</b>	A	Medical Examiner	950,780	700	(950,080)
	A	Other Education	10,000	10,000	-
	A	Public Health	5,979,264	2,895,488	(3,083,776)
	A	WIC Program	815,431	753,092	(62,339)
<b>Public Works</b>	A	Buildings and Grounds	8,992,098	1,710,010	(7,282,088)
	A	Central Garage	706,314	343,700	(362,614)
	A	Off-Street Parking	51,105	36,200	(14,905)
	A	Parks	399,757	180,600	(219,157)
	A	Public Works Administration	898,785	1,225,000	326,215
	D	Engineering	503,364	-	(503,364)
	D	Highway Administration	2,811,864	-	(2,811,864)
	D	Maintenance of Roads and Bridges	4,828,230	51,100	(4,777,130)
	D	Permanent Improvements	3,698,411	3,698,411	-
	D	Snow Removal	2,949,106	207,500	(2,741,606)
	E	Machinery	3,638,321	28,500	(3,609,821)
	E	Stockpile	267,000	-	(267,000)
<b>Purchasing</b>	A	Purchasing	1,102,381	160,000	(942,381)
<b>Safety</b>	A	Safety Inspection	419,390	6,000	(413,390)

**Summary By Responsibility Center**

<b>Responsibility Center</b>	<b>Fund</b>	<b>Department Title</b>	<b>Appropriations</b>	<b>Revenue</b>	<b>Net County Share</b>
<b>County Executive</b>					
<b>Social Services</b>	A	Child Care	25,000,000	16,918,335	(8,081,665)
	A	Day Care	4,000,000	3,201,546	(798,454)
	A	Emergency Aid for Adults	220,000	110,000	(110,000)
	A	Family Assistance	12,800,000	8,547,447	(4,252,553)
	A	Home Energy Assistance	160,000	108,809	(51,191)
	A	Juvenile Delinquent	250,000	80,067	(169,933)
	A	Medical Assistance	70,000	(30,000)	(100,000)
	A	Medical Assistance - MMIS	35,305,751	100,000	(35,205,751)
	A	Safety Net	10,200,000	3,561,232	(6,638,768)
	A	Services for Recipients	850,000	696,068	(153,932)
	A	Social Services Administration	30,754,619	27,248,140	(3,506,479)
	A	State Training School	200,000	-	(200,000)
<b>Tourism</b>	A	Tourism	1,091,964	243,998	(847,966)
<b>UCAT</b>	A	Bus Operations	6,855,311	5,196,272	(1,659,039)
<b>Veterans</b>	A	Veterans Services	947,817	30,000	(917,817)
<b>Weights &amp; Measures</b>	A	Weights & Measures	190,916	95,242	(95,674)
<b>Youth Bureau</b>	A	Youth Programs	469,573	291,941	(177,632)
		<b>Total County Executive</b>	<b>277,406,160</b>	<b>227,190,021</b>	<b>(50,216,139)</b>
<b>Legislature</b>					
	A	Conservation	331,125	-	(331,125)
	A	Contingent Account	750,000	-	(750,000)
	A	Elections	1,932,228	361,369	(1,570,859)
	A	Legislative Board	843,840	-	(843,840)
	A	Legislative Board, Clerk of	933,146	-	(933,146)
	A	Municipal Association Dues	34,208	-	(34,208)
	A	Other Economic Opportunity	16,313	-	(16,313)
	A	Libraries	55,688	-	(55,688)
	A	Other Performing Arts	62,813	-	(62,813)
	A	Other Home & Community Service	70,750	-	(70,750)
		<b>Total Legislature</b>	<b>5,030,111</b>	<b>361,369</b>	<b>(4,668,742)</b>
<b>Comptroller</b>					
	A	<b>Comptroller</b>	<b>695,221</b>	<b>-</b>	<b>(695,221)</b>
<b>County Clerk</b>					
	A	<b>County Clerk</b>	<b>4,028,670</b>	<b>2,457,886</b>	<b>(1,570,784)</b>
<b>District Attorney</b>					
	A	<b>District Attorney</b>	<b>4,429,937</b>	<b>778,300</b>	<b>(3,651,637)</b>
<b>Sheriff</b>					
	A	Municipal Court	37,678	35,000	(2,678)
	A	Drug Investigations	835,580	83,000	(752,580)
	A	Jail	21,726,460	517,203	(21,209,257)
	A	Sheriff	10,634,327	1,164,008	(9,470,319)
		<b>Total Sheriff</b>	<b>33,234,045</b>	<b>1,799,211</b>	<b>(31,434,834)</b>
<b>ALL FUNDS</b>					
<b>Totals</b>			<b>324,824,144</b>	<b>232,586,787</b>	<b>(92,237,357)</b>
<b>Appropriated Fund Balance</b>			-	<b>16,344,341</b>	<b>16,344,341</b>
<b>Real Property Tax</b>			-	<b>76,893,016</b>	<b>76,893,016</b>
<b>Deferred Property Tax</b>			-	<b>(1,000,000)</b>	<b>(1,000,000)</b>
<b>GRAND TOTALS</b>			<b>\$ 324,824,144</b>	<b>\$ 324,824,144</b>	<b>-</b>

# STATEMENT OF DEBT

As of September 30, 2016

DEBT OUTSTANDING	ISSUE DATE	MATURITY DATE	INTEREST RATE	PRINCIPAL OUTSTANDING
<b>Serial Bonds: County</b>				
Public Improvements	November-2007	November-2022	4.00%	201,500
Public Improvements	November-2008	November-2023	4.44%	377,500
Public Improvements (Refunding Bond)	May-2009	October-2017	4.25%	834,531
Public Improvements	November-2009	November-2024	3.00%	2,320,000
Public Improvements	November-2010	November-2025	3.10%	2,195,000
Public Improvements	November-2011	November-2022	2.31%	690,000
Public Improvements (Refunding Bond)	June-2012	November-2024	4.29%	14,900,000
Law Enforcement Center (Refunding Bond)	June-2012	November-2029	4.44%	33,205,000
Public Improvements	November-2012	November-2027	2.22%	1,808,800
Public Improvements	November-2013	November-2028	2.53%	2,830,000
Public Improvements	November-2014	November-2027	2.00%	3,585,000
Public Improvements (Refunding Bond)	March-2015	November-2023	3.67%	4,476,940
Public Improvements	November-2015	November-2028	2.09%	5,548,290
<b>Serial Bonds: County</b>				<b>\$ 72,972,561</b>
<b>Serial Bonds: UTASC</b>				
Tobacco Bonds	February-2001	December-2040	6.12-6.26%	28,505,000
Tobacco Bonds	November-2005	December-2060	6.00-7.85%	18,579,324
<b>Serial Bonds: UTASC</b>				<b>\$ 47,084,324</b>
<b>Total Serial Bonds: County</b>				<b>\$ 120,056,885</b>
<b>Serial Bonds: UCCC</b>				
Public Improvements	November-2007	November-2022	4.00%	103,500
Public Improvements	November-2008	November-2023	4.44%	12,500
Public Improvements (Refunding Bond)	May-2009	October-2017	4.25%	90,469
Public Improvements	November-2012	November-2027	2.22%	1,216,200
Public Improvements (Refunding Bond)	March-2015	November-2023	3.67%	983,060
<b>Total Serial Bonds: UCCC</b>				<b>\$ 2,405,729</b>
<b>Total Serial Bonds per Long-Term Debt:</b>				<b>\$ 122,462,614</b>



# STATEMENT OF DEBT

As of December 31, 2015

DEBT OUTSTANDING	PROJECT #	ISSUE DATE	MATURITY DATE	INTEREST RATE	PRINCIPAL OUTSTANDING
<b>Bond Anticipation Notes:</b>					
UCCC Safety and Nursing Labs	286	November-2015	November-2016	2.00%	185,000
Town of Lloyd Bridge	242	November-2015	November-2016	2.00%	287,000
South Putt Corners Road	336	November-2015	November-2016	2.00%	229,000
ADA Compliance Mental Health	345	November-2015	November-2016	2.00%	152,800
ADA Compliance UC Fairgrounds	346	November-2015	November-2016	2.00%	88,700
ADA Compliance Trudy Resnick Building	347	November-2015	November-2016	2.00%	44,800
ADA Compliance Public Works Admin	348	November-2015	November-2016	2.00%	115,800
ADA Compliance UC Courthouse Exterior	349	November-2015	November-2016	2.00%	55,300
ADA Compliance UC Office Building	350	November-2015	November-2016	2.00%	130,800
ADA Compliance 911 Emergency Mgt.	351	November-2015	November-2016	2.00%	18,800
Flood Remediation	356	November-2015	November-2016	2.00%	1,415,000
UCCC HVAC, Generator System	373	November-2015	November-2016	2.00%	555,000
Rehabilitation of Sauer Bridge	385	November-2015	November-2016	2.00%	2,000,000
Reconstruction of Various Roads	410	November-2015	November-2016	2.00%	345,000
VOIP Telephone System	413	November-2015	November-2016	2.00%	671,959
Mud Tavern Bridge Replacement	262	November-2015	November-2016	2.00%	1,278,000
STRIVE Reconstruction	370	November-2015	November-2016	2.00%	1,500,000
Central Auto Vehicles	457	November-2015	November-2016	2.00%	319,000
Purchase of Highway Equipment	453	November-2015	November-2016	2.00%	2,790,000
Reconstruction of Various Roads	448	November-2015	November-2016	2.00%	425,000
Reconstruction of Elting Road	443	November-2015	November-2016	2.00%	85,000
Reconstruction of Mountain Rd. #153	441	November-2015	November-2016	2.00%	310,000
Rehabilitation of Mt. Marion Bridge	438	November-2015	November-2016	2.00%	900,000
Asphalt Overlay - Section A	425	November-2015	November-2016	2.00%	2,011,440
Asphalt Overlay - Section B	426	November-2015	November-2016	2.00%	2,257,385
Rehabilitation of Sawkill Bridge #92	417	November-2015	November-2016	2.00%	110,000
Rehabilitation of Buttermilk Falls Bridge	418	November-2015	November-2016	2.00%	100,000
Rehabilitation of Traver Bridge #114	420	November-2015	November-2016	2.00%	120,000
Rehabilitation of Little Maben Hollow Brdg	422	November-2015	November-2016	2.00%	125,000
Sheriff Patrol Vehicles	446	November-2015	November-2016	2.00%	141,000
<b>Total Bond Anticipation Notes:</b>					<b>\$ 18,766,784</b>
<b>TOTAL DEBT OUTSTANDING:</b> <i>(Includes Tobacco Debt of \$47,084,324)</i>					<b>\$ 141,229,398</b>

# DEBT AUTHORIZED AND UNISSUED

As of September 30, 2016

SERIAL BONDS AUTHORIZED/UNISSUED	PROJECT NUMBER	AUTHORIZATION MONTH	Beginning Balance	AUTHORIZED AMOUNT UNISSUED
Kerhonkson Bridge (HBRR)	234	Oct. 1999, Aug. 2007, Apr. 2009	247,262	247,262
Town of Lloyd Bridge (HBRR)	242	Nov. 2000, Apr. 2009, Jun. 2011	609,714	609,714
Coxing Road Bridge (HBRR)	252	Apr. 2002	250,000	250,000
Bailey Bridge	260	Jun. '03 & '06, Jul. '14, May '15, Feb. '16, Apr. '16	409,198	675,198
Crowell Bridge (HBRR)	262	Oct. 1999, Apr. 2013, Jun. 2014	580,239	580,239
Sawkill School Bridge (HBRR)	264	Apr. 2002, Jan. 2016	19,597	4,561,814
UCCC Facilities Master Plan	286	Mar. 2006, Dec. 2008	374,216	374,216
Zena Box Culvert	330	Mar. 2010	200,000	200,000
Rail Trail Connector	334	Mar. 2010, Aug. 2014	245,000	159,883
South Putt Corners Road	336	Jan. 2011, Nov. 2015	284,743	279,398
ADA Compliance Mental Health	345	Jun. 2011	165,000	165,000
ADA Compliance UC Fairgrounds	346	Jun. 2011	93,000	93,000
ADA Compliance Trudy Resnick	347	Jun. 2011	48,000	48,000
ADA Compliance Public Works Admin	348	Jun. 2011	122,000	122,000
ADA Compliance UC Courthouse Exterior	349	Jun. 2011	58,500	58,500
ADA Compliance UC Office Building	350	Jun. 2011	137,000	137,000
ADA Compliance 911 Emergency Mgt.	351	Jun. 2011	21,000	21,000
Dewitt Mills Road Box Culvert	352	Jun. 2011	200,000	200,000
Flood Remediation - NYS	356	Mar. 2012	1,086,456	441,488
Trudy Resnick Farber Building	362	Apr. 2013	142,000	142,000
DPW - Mechanics Shop Roof Repair	364	Apr. 2013	315,600	315,600
DPW - Dispatch Building Roof Repair	365	Apr. 2013	259,600	259,600
DPW - Tire Shop Roof Repair	366	Apr. 2013	41,200	41,200
DPW - Welding Shop Roof Repair	367	Apr. 2013	11,600	11,600
New Financial System	368	Jun. 2012	425,000	425,000
S.T.R.I.V.E	370	Oct. 2012, Jun. 2013, Mar. 2014, Aug. 2014, Oct. 2014	4,356,059	2,069,220
Turnwood Road Box Culvert	372	Aug. 2012	15,000	15,000
HVAC and Generators UCCC	373	Aug. 2012	620,000	620,000
Storm Water Improvement Project	378	Feb. 2013	125,000	125,000
Shandaken Garage Roof Repair	382	Apr. 2013	35,600	35,600
Accord Sub-Station Roof Repair	383	Apr. 2013	38,400	38,400
Sundown Sub-Station Roof Repair	384	Apr. 2013	52,400	52,400
Sauer Bridge	385	Mar. 2013	2,000,000	2,000,000
Kripplebush Road Box Culvert	387	Apr. 2013	150,000	150,000
State Camp Bridge	388	Apr. 2013	300,000	300,000
Sundown Bridge	390	Apr. 2013	125,000	125,000
Fleet Service Bay Expansion	403	Apr. 2014	550,000	550,000
UCCC Renovation Kelder Center	405	Apr. 2014, May 2015	330,844	330,844
Flood Remediation - Irene/Lee	406	May 2014	6,558,566	5,786,493
UC Brownfield Opportunity Study	409	May 2014	202,671	202,671
Various Road Materials	410	May 2014	425,000	425,000
W. Saugerties Span Bridge #1	411	May 2014	4,300	4,300
W. Saugerties Span Bridge #2	412	May 2014	15,250	15,250
Voice Over IP Phone System	413	May 2014	671,960	671,960
New Paltz Pool Repairs	414	Jun. 2014, Jan. 2016	500,000	1,188,000
Sawkill Bridge #92	417	Feb. 2015	110,000	110,000
Buttermilk Falls Bridge #22	418	Feb. 2015	100,000	100,000
Traver Bridge #114	420	Feb. 2015	120,000	120,000
Little Maben Hollow Bridge #184	422	Feb. 2015	125,000	125,000
Asphalt Overlay - Section A	425	Feb. 2015	2,011,440	2,011,440
Asphalt Overlay - Section B	426	Feb. 2015	2,257,385	2,257,385
Mount Marion Bridge #30	438	Feb. 2015	900,000	900,000
Walkill Bridge #127	439	Feb. 2015, Apr. 2016	950,000	1,075,000
Mountain Road #153	441	Feb. 2015	310,000	310,000
Elting Road Repair	443	Feb. 2015	85,000	85,000
Alligerville Bridge #136	444	Feb. 2015	562,500	562,500
Leggs Mill Bridge #152	445	Feb. 2015, Nov. 2015	627,500	627,500
Sheriff Patrol Vehicle Purchase	446	Jan. 2015	141,000	141,000
Road Materials - Various Roads	448	Feb. 2015	425,000	425,000
Aegis Mobile - Sheriff's Dept	449	Mar. 2015	312,970	312,970
Large Culvert Inspection Program	450	Apr. 2015	200,000	200,000
Right of Way - Hudson Valley Rail Trail West	451	Apr. 2015, Apr. 2016	35,000	51,967
Perrine's Bridge Restoration	452	Apr. 2015	350,000	350,000
Purchase of Highway Equipment	453	Apr. 2015	2,790,000	2,790,000
UCLEC Repairs & Data Center HVAC	454	Apr. 2015	255,000	255,000
Building Security Improvements	455	May 2015	150,000	150,000
UC Law Enforcement Lighting	456	Jun. 2015, Nov. 2015	17,237	17,237
Central Auto Vehicles	457	Jul. 2015	319,000	319,000
Varous County Buildings - HVAC Weatherization	392-402	Aug. 2015	2,500,000	2,500,000
Carmine Liberta Bridge	458	Dec. 2015	30,000	30,000
Central Auto Vehicles	460	Jan. 2016, Feb. 2016	-	698,904
Purchase of Highway Equipment	461	Jan. 2016	-	3,160,406
DPW Fuel Tank Replacement	462	Jan. 2016	-	625,000

## DEBT AUTHORIZED AND UNISSUED

As of September 30, 2016

SERIAL BONDS AUTHORIZED/UNISSUED	PROJECT NUMBER	AUTHORIZATION MONTH	Beginning Balance	AUTHORIZED AMOUNT UNISSUED
Road Materials - Various Roads	463	Jan. 2016	-	425,000
SUNY Ulster Furniture	465	Jan. 2016	-	150,000
SUNY Ulster Gym Wall Replacement	466	Jan. 2016	-	113,080
SUNY Ulster Leach Field Construction	467	Jan. 2016	-	206,728
SUNY Ulster Vanerlyn Pedestrian Bridge Construction	468	Jan. 2016	-	175,000
SUNY Ulster Water Supply Extension Project	469	Jan. 2016	-	550,000
Western Ave. Stormwater Project	470	Feb. 2016	-	450,000
17 Pearl St. Painting	471	Feb. 2016	-	50,000
Various Shoulders Construction	473	Mar. 2016	-	250,000
Reconstruction of Various Parking Lots	474	Mar. 2016	-	150,000
Slope Analysis & Stabilization	475	Mar. 2016	-	780,000
Ort Todd Bridge #86	476	Mar. 2016	-	167,000
Jesse Wolven Bridge #64	477	Mar. 2016	-	205,000
Woodland Valley Bridge #133	478	Mar. 2016	-	301,000
UCCC Technology Facility Upgrades	481	Jul. 2016	-	300,000
Countywide Radio System	482	Aug. 2016	-	420,000
Fire Training Center	483	Aug. 2016	-	152,000
<b>TOTAL SERIAL BONDS/BANS</b>				<b>\$ 50,278,967</b>
<b>REVENUE ANTICIPATION NOTES</b>				
Sales and Compensating Use Taxes		Jan. 2016		15,000,000
<b>TOTAL REVENUE ANTICIPATION NOTES</b>				<b>\$ 15,000,000</b>
<b>TAX ANTICIPATION NOES</b>				
Real Property Taxes (2016)		Jan. 2016		20,000,000
<b>TOTAL TAX ANTICIPATION NOTES</b>				<b>\$ 20,000,000</b>
<b>TOTAL DEBT AUTHORIZED AND UNISSUED:</b>				<b>\$ 85,278,967</b>

**GENERAL FUND**

Department 1010 Legislative Board  
 Division 1001 Legislative Board

**EXPENSES**

<u>Account</u>	2014 Actual	2015 Actual	2016 Adopted Budget	2016 Amended Budget	2017 Dept Request	2017 Executive Recommendation
1300 - Regular Pay	251,640	254,955	335,500	335,500	335,500	335,500
1400 - Part Time Pay	16,500	-	-	-	-	-
4580 - Conference Expenses	2,743	3,331	6,000	7,000	8,000	8,000
4590 - Travel	13,460	15,597	18,000	17,000	16,000	16,000
8000 - Retirement	53,067	46,132	42,129	42,129	-	53,736
8010 - Social Security/FICA	18,885	17,793	18,628	18,628	-	25,666
8020 - Health Insurance	211,776	222,259	328,529	328,529	-	404,938
<b>Division Total</b>	<b>568,070</b>	<b>560,068</b>	<b>748,786</b>	<b>748,786</b>	<b>359,500</b>	<b>843,840</b>

**REVENUES**

<u>Account</u>	2014 Actual	2015 Actual	2016 Adopted Budget	2016 Amended Budget	2017 Dept Request	2017 Executive Recommendation
3000 - Real Property Taxes	54,146,794	53,554,344	52,554,343	52,554,343	-	52,335,546
<b>Division Total</b>	<b>54,146,794</b>	<b>53,554,344</b>	<b>52,554,343</b>	<b>52,554,343</b>	<b>-</b>	<b>52,335,546</b>

<b>Department Expense Total</b>	<b>568,070</b>	<b>560,068</b>	<b>748,786</b>	<b>748,786</b>	<b>359,500</b>	<b>843,840</b>
<b>Department Revenue Total</b>	<b>54,146,794</b>	<b>53,554,344</b>	<b>52,554,343</b>	<b>52,554,343</b>	<b>-</b>	<b>52,335,546</b>

**DEPARTMENT POSITION SUMMARY**

<u>Title</u>	<u># of Positions</u>	<u>Total Salary</u>
CHAIRMAN OF THE LEGISLATURE	1	23,500
LEGISLATOR	20	280,000
MAJORITY LEADER/LEGISLATOR	1	16,000
MINORITY LEADER/LEGISLATOR	1	16,000
<b>Total Benefited Positions</b>	<b>23</b>	<b>335,500</b>

**GENERAL FUND**

Department 1040 Clerk of Legislative Board

Division 1006 Clerk of Legislative Board

**EXPENSES**

<u>Account</u>	2014 Actual	2015 Actual	2016 Adopted Budget	2016 Amended Budget	2017 Dept Request	2017 Executive Recommendation
1300 - Regular Pay	320,418	334,260	339,293	339,293	348,370	348,368
1400 - Part Time Pay	71,966	104,402	107,100	107,100	106,690	106,689
1420 - Contractual Pays	7,259	8,000	13,859	13,859	12,500	12,500
2000 - Office Equipment	256	6,467	3,000	3,000	3,000	3,000
2200 - Computer Equipment	-	-	-	7,056	8,000	8,000
4000 - Supplies	10,255	4,200	6,000	6,104	6,000	6,000
4300 - Professional Services	173,772	202,342	208,803	226,864	192,942	182,942
4600 - Misc Contractual Expense	9,201	9,313	13,600	18,610	14,100	14,100
8000 - Retirement	75,722	77,084	71,938	71,938	-	57,325
8010 - Social Security/FICA	29,891	33,014	35,210	35,210	-	35,768
8020 - Health Insurance	99,512	124,433	128,555	128,555	-	158,454
<b>Division Total</b>	<b>798,253</b>	<b>903,515</b>	<b>927,358</b>	<b>957,589</b>	<b>691,602</b>	<b>933,146</b>
<b>Department Expense Total</b>	<b>798,253</b>	<b>903,515</b>	<b>927,358</b>	<b>957,589</b>	<b>691,602</b>	<b>933,146</b>

**DEPARTMENT POSITION SUMMARY**

<u>Title</u>	<u># of Positions</u>	<u>Total Salary</u>
CLERK OF THE LEGISLATURE	1	77,532
DEP CLERK TO THE LEGISLATURE	2	117,410
LEGISLATIVE COUNSEL	2	76,207
LEGISLATIVE EMPLOYEE	1	48,555
LEGISLATIVE FISCAL ANALYST	1	52,007
MINORITY COUNSEL	1	30,483
SR LEGISLATIVE EMPLOYEE	1	52,865
<b>Total Benefited Positions</b>	<b>9</b>	<b>455,059</b>

**GENERAL FUND**

Department 1110 Municipal Court  
 Division 1016 Court Security

**EXPENSES**

<u>Account</u>	<u>2014 Actual</u>	<u>2015 Actual</u>	<u>2016 Adopted Budget</u>	<u>2016 Amended Budget</u>	<u>2017 Dept Request</u>	<u>2017 Executive Recommendation</u>
1400 - Part Time Pay	24,710	27,986	35,000	35,000	35,000	35,000
8010 - Social Security/FICA	1,891	2,141	2,678	2,678	-	2,678
<b>Division Total</b>	<b>26,601</b>	<b>30,127</b>	<b>37,678</b>	<b>37,678</b>	<b>35,000</b>	<b>37,678</b>

**REVENUES**

<u>Account</u>	<u>2014 Actual</u>	<u>2015 Actual</u>	<u>2016 Adopted Budget</u>	<u>2016 Amended Budget</u>	<u>2017 Dept Request</u>	<u>2017 Executive Recommendation</u>
3300 - State Aid	28,332	31,946	35,000	35,000	35,000	35,000
<b>Division Total</b>	<b>28,332</b>	<b>31,946</b>	<b>35,000</b>	<b>35,000</b>	<b>35,000</b>	<b>35,000</b>

<b>Department Expense Total</b>	<b>26,601</b>	<b>30,127</b>	<b>37,678</b>	<b>37,678</b>	<b>35,000</b>	<b>37,678</b>
<b>Department Revenue Total</b>	<b>28,332</b>	<b>31,946</b>	<b>35,000</b>	<b>35,000</b>	<b>35,000</b>	<b>35,000</b>

**DEPARTMENT POSITION SUMMARY**

Total Benefited Positions	<u>-</u>	<u>-</u>
---------------------------	----------	----------

GENERAL FUND

Department 1162 Unified Court Budget Costs

Division 1026 Justices & Const

EXPENSES

<u>Account</u>	<u>2014 Actual</u>	<u>2015 Actual</u>	<u>2016 Adopted Budget</u>	<u>2016 Amended Budget</u>	<u>2017 Executive Recommendation</u>
4300 - Professional Services	14,206	15,605	14,500	14,500	15,000
Division Total	<u>14,206</u>	<u>15,605</u>	<u>14,500</u>	<u>14,500</u>	<u>15,000</u>
<b>Department Expense Total</b>	14,206	15,605	14,500	14,500	15,000

GENERAL FUND

Department 1165 District Attorney
Division 1031 DA

EXPENSES

Table with 7 columns: Account, 2014 Actual, 2015 Actual, 2016 Adopted Budget, 2016 Amended Budget, 2017 Dept Request, 2017 Executive Recommendation. Rows include various expense categories like Regular Pay, Part Time Pay, Contractual Pays, Office Equipment, Vehicles, Computer Equipment, etc., ending with a Division Total row.

REVENUES

Table with 7 columns: Account, 2014 Actual, 2015 Actual, 2016 Adopted Budget, 2016 Amended Budget, 2017 Dept Request, 2017 Executive Recommendation. Rows include Departmental Income, Intergovernmental Charges, Fines & Forfeitures, State Aid, Intra-fund Revenues, ending with a Division Total row.

Summary table with 7 columns: Department Expense Total, Department Revenue Total. Values are bolded and match the totals from the previous tables.



GENERAL FUND

Department 1165 District Attorney  
Division 1031 DA

DEPARTMENT POSITION SUMMARY

<u>Title</u>	<u># of Positions</u>	<u>Total Salary</u>
ADMINISTRATIVE ASSISTANT	1	47,375
ADMINISTRATIVE ASSISTANT/STENO	1	51,779
ADMINISTRATIVE ASSISTANT/TYP	1	47,375
ASSISTANT DISTRICT ATTORNEY	26	1,660,624
CONF SECRETARY DIST ATTY	1	53,945
DISTRICT ATTORNEY	1	183,492
DISTRICT ATTORNEY INVESTIGATOR	1	53,053
LEGAL SEC TO THE DISTRICT ATTY	1	43,771
RECEPTIONIST W/TYPING	1	35,563
SR CONSUMER ADVOCATE	1	60,024
SR LEGAL STENO	1	48,922
Total Benefited Positions	<u>36</u>	<u>2,285,923</u>

GENERAL FUND

Department 1170 Public Defender  
 Division 1046 Public Defender

EXPENSES

<u>Account</u>	2014 Actual	2015 Actual	2016 Adopted Budget	2016 Amended Budget	2017 Executive Recommendation
1300 - Regular Pay	658,717	663,482	687,147	687,147	682,622
1400 - Part Time Pay	565,060	563,336	583,953	583,953	585,388
1420 - Contractual Pays	53,450	56,200	59,200	59,200	65,925
4000 - Supplies	2,927	2,898	3,000	4,000	6,000
4300 - Professional Services	17,134	101,070	27,000	43,000	28,000
4580 - Conference Expenses	6,413	2,750	5,850	5,850	5,850
4590 - Travel	5,505	3,072	5,500	5,500	5,500
4600 - Misc Contractual Expense	4,838	4,801	220,401	203,455	221,401
4690 - Maintenance	-	-	760	760	-
8000 - Retirement	258,494	234,088	229,262	229,262	222,320
8010 - Social Security/FICA	94,985	92,856	101,768	101,768	102,046
8020 - Health Insurance	481,587	444,253	357,097	357,097	440,150
Division Total	<u>2,149,110</u>	<u>2,168,805</u>	<u>2,280,938</u>	<u>2,280,992</u>	<u>2,365,202</u>

REVENUES

<u>Account</u>	2014 Actual	2015 Actual	2016 Adopted Budget	2016 Amended Budget	2017 Executive Recommendation
3120 - Departmental Income	12,000	-	1,000	1,000	500
3200 - Intergovernmental Charges	-	29,871	-	-	-
3300 - State Aid	24,291	66,151	678,406	678,406	253,612
Division Total	<u>36,291</u>	<u>96,022</u>	<u>679,406</u>	<u>679,406</u>	<u>254,112</u>

**GENERAL FUND**

Department 1170 Public Defender  
 Division 1047 Defender Based Advocate

EXPENSES

<u>Account</u>	2014 Actual	2015 Actual	2016 Adopted Budget	2016 Amended Budget	2017 Executive Recommendation
1300 - Regular Pay	51,979	52,986	54,006	54,006	54,115
1400 - Part Time Pay	21,396	20,518	22,256	22,256	22,171
4000 - Supplies	147	90	200	200	200
8010 - Social Security/FICA	5,439	5,449	5,835	5,835	5,836
<b>Division Total</b>	<b>78,961</b>	<b>79,043</b>	<b>82,297</b>	<b>82,297</b>	<b>82,322</b>

REVENUES

<u>Account</u>	2014 Actual	2015 Actual	2016 Adopted Budget	2016 Amended Budget	2017 Executive Recommendation
3300 - State Aid	3,625	-	11,373	11,373	11,373
<b>Division Total</b>	<b>3,625</b>	<b>-</b>	<b>11,373</b>	<b>11,373</b>	<b>11,373</b>

<b>Department Expense Total</b>	<b>2,228,071</b>	<b>2,247,848</b>	<b>2,363,235</b>	<b>2,363,289</b>	<b>2,447,524</b>
<b>Department Revenue Total</b>	<b>39,916</b>	<b>96,022</b>	<b>690,779</b>	<b>690,779</b>	<b>265,485</b>

DEPARTMENT POSITION SUMMARY

<u>Title</u>	<u># of Positions</u>	<u>Total Salary</u>
ASSISTANT PUBLIC DEFENDER	19	995,904
CONF SECRETARY PUBLIC DEFEND	1	64,938
DEFENDER BASED ADVOCATE	1	54,115
INVEST PD	1	35,632
LEGAL AIDE	2	88,173
PUBLIC DEFENDER	1	83,363
<b>Total Benefited Positions</b>	<b>25</b>	<b>1,322,125</b>

**GENERAL FUND**

Department 1185 Medical Examiner

Division 1061 Medical Examiner

**EXPENSES**

<u>Account</u>	2014 <u>Actual</u>	2015 <u>Actual</u>	2016 <u>Adopted Budget</u>	2016 <u>Amended Budget</u>	2017 <u>Executive Recommendation</u>
1300 - Regular Pay	-	-	-	-	152,006
1400 - Part Time Pay	62,495	63,794	65,024	65,024	337,057
4000 - Supplies	10	12	100	100	7,600
4300 - Professional Services	165,164	225,553	202,450	317,053	218,800
4590 - Travel	-	49	500	500	2,500
4600 - Misc Contractual Expense	30,838	54,711	36,555	36,555	61,175
4670 - Communication Expenses	1,689	1,449	2,000	2,000	1,500
8000 - Retirement	11,893	10,963	-	-	42,771
8010 - Social Security/FICA	4,552	4,704	4,975	4,975	37,413
8020 - Health Insurance	58,377	43,177	28,568	28,568	89,958
<b>Division Total</b>	<b>335,018</b>	<b>404,412</b>	<b>340,172</b>	<b>454,775</b>	<b>950,780</b>

**REVENUES**

<u>Account</u>	2014 <u>Actual</u>	2015 <u>Actual</u>	2016 <u>Adopted Budget</u>	2016 <u>Amended Budget</u>	2017 <u>Executive Recommendation</u>
3120 - Departmental Income	740	873	825	825	700
<b>Division Total</b>	<b>740</b>	<b>873</b>	<b>825</b>	<b>825</b>	<b>700</b>

**Department Expense Total                    335,018                    404,412                    340,172                    454,775                    950,780**

**Department Revenue Total                    740                    873                    825                    825                    700**

**DEPARTMENT POSITION SUMMARY**

<u>Title</u>	<u># of Positions</u>	<u>Total Salary</u>
DEP MED EXAMINER	2	203,858
MEDICAL EXAMINER	1	77,704
<b>Total Benefited Positions</b>	<b>3</b>	<b>281,562</b>

GENERAL FUND

Department 1230 Municipal Executive  
 Division 1072 County Executive

EXPENSES

<u>Account</u>	2014 Actual	2015 Actual	2016 Adopted Budget	2016 Amended Budget	2017 Executive Recommendation
1300 - Regular Pay	670,533	691,872	694,808	694,808	692,656
1420 - Contractual Pays	22,000	20,250	23,000	23,000	26,000
4000 - Supplies	2,475	1,162	2,500	2,500	2,500
4580 - Conference Expenses	316	100	2,000	2,000	1,500
4590 - Travel	852	-	1,500	1,500	1,500
4600 - Misc Contractual Expense	6,937	5,526	8,250	8,250	8,000
8000 - Retirement	132,498	123,142	120,212	120,212	115,105
8010 - Social Security/FICA	49,625	49,795	54,912	54,912	54,977
8020 - Health Insurance	121,420	141,978	99,987	99,987	123,242
 Division Total	 <u>1,006,656</u>	 <u>1,033,824</u>	 <u>1,007,169</u>	 <u>1,007,169</u>	 <u>1,025,480</u>

<b>Department Expense Total</b>	<b>1,006,656</b>	<b>1,033,824</b>	<b>1,007,169</b>	<b>1,007,169</b>	<b>1,025,480</b>
---------------------------------	------------------	------------------	------------------	------------------	------------------

DEPARTMENT POSITION SUMMARY

<u>Title</u>	<u># of Positions</u>	<u>Total Salary</u>
AST DEP TO THE COUNTY EXECUTIVE	2	150,114
CONF SECRETARY COUNTY EXEC	1	53,089
COUNTY EXECUTIVE	1	133,570
DEPUTY COUNTY EXECUTIVE	3	355,884
 Total Benefited Positions	 <u>7</u>	 <u>692,657</u>

GENERAL FUND

Department 1310 Commissioner of Finance

Division 1076 Commissioner of Finance

EXPENSES

<u>Account</u>	2014 <u>Actual</u>	2015 <u>Actual</u>	2016 <u>Adopted Budget</u>	2016 <u>Amended Budget</u>	2017 <u>Executive Recommendation</u>
1300 - Regular Pay	1,295,206	1,346,282	1,452,304	1,452,304	1,455,337
1400 - Part Time Pay	63,630	29,871	46,266	46,266	46,204
1410 - Overtime Pay	7,692	546	1,000	1,000	750
1420 - Contractual Pays	6,750	16,069	24,750	24,750	23,000
2000 - Office Equipment	39,370	-	-	-	-
4000 - Supplies	21,214	24,211	22,500	22,500	22,000
4200 - Building Maint & Repair	360	-	350	350	350
4300 - Professional Services	285,198	247,587	322,300	322,300	313,000
4570 - Leases/Rental	2,204	184	-	-	-
4580 - Conference Expenses	3,761	4,328	13,050	12,300	12,350
4590 - Travel	640	1,052	850	1,600	900
4600 - Misc Contractual Expense	26,298	11,762	15,025	15,025	16,340
8000 - Retirement	331,716	298,645	308,141	308,141	289,723
8010 - Social Security/FICA	102,253	102,877	116,611	116,611	116,685
8020 - Health Insurance	404,557	411,566	414,232	414,232	510,574
<b>Division Total</b>	<b>2,590,850</b>	<b>2,494,980</b>	<b>2,737,379</b>	<b>2,737,379</b>	<b>2,807,213</b>

REVENUES

<u>Account</u>	2014 <u>Actual</u>	2015 <u>Actual</u>	2016 <u>Adopted Budget</u>	2016 <u>Amended Budget</u>	2017 <u>Executive Recommendation</u>
3010 - Real Property Tax Items	6,333,802	5,877,276	5,885,000	5,885,000	5,925,000
3100 - Non-Property Tax Items	1,303,546	1,387,648	2,085,000	2,085,000	1,275,000
3120 - Departmental Income	1,077,466	759,262	686,500	686,500	705,000
3240 - Use of Money & Property	88,853	136,462	71,000	71,000	106,000
3270 - Sale of Property	2,755	-	-	-	-
3280 - Misc Local Sources	21,641	180,408	20,000	20,000	55,000
<b>Division Total</b>	<b>8,828,062</b>	<b>8,341,056</b>	<b>8,747,500</b>	<b>8,747,500</b>	<b>8,066,000</b>

**GENERAL FUND**

Department 1310 Commissioner of Finance  
 Division 1077 Assigned Counsel

EXPENSES

<u>Account</u>	2014 Actual	2015 Actual	2016 Adopted Budget	2016 Amended Budget	2017 Executive Recommendation
1300 - Regular Pay	38,105	32,571	32,854	32,854	33,723
4300 - Professional Services	923,220	1,033,942	1,027,000	1,027,000	1,029,000
8010 - Social Security/FICA	2,850	2,231	2,513	2,513	2,580
<b>Division Total</b>	<b>964,175</b>	<b>1,068,744</b>	<b>1,062,367</b>	<b>1,062,367</b>	<b>1,065,303</b>

REVENUES

<u>Account</u>	2014 Actual	2015 Actual	2016 Adopted Budget	2016 Amended Budget	2017 Executive Recommendation
3120 - Departmental Income	2,305	746	-	-	-
3300 - State Aid	161,601	26,246	25,000	25,000	25,000
<b>Division Total</b>	<b>163,906</b>	<b>26,992</b>	<b>25,000</b>	<b>25,000</b>	<b>25,000</b>

Division 1078 ACE

EXPENSES

<u>Account</u>	2014 Actual	2015 Actual	2016 Adopted Budget	2016 Amended Budget	2017 Executive Recommendation
1300 - Regular Pay	320,897	306,008	295,853	295,853	296,074
1400 - Part Time Pay	18,443	9,784	16,266	16,266	16,204
1420 - Contractual Pays	6,500	-	-	-	-
4300 - Professional Services	80,931	17,832	15,000	15,000	15,000
8010 - Social Security/FICA	25,620	23,664	23,877	23,877	23,889
<b>Division Total</b>	<b>452,391</b>	<b>357,287</b>	<b>350,996</b>	<b>350,996</b>	<b>351,167</b>

**Department Expense Total** **4,007,416**   **3,921,011**   **4,150,742**   **4,150,742**   **4,223,683**

**Department Revenue Total** **8,991,968**   **8,368,048**   **8,772,500**   **8,772,500**   **8,091,000**

# GENERAL FUND

Department 1310 Commissioner of Finance

## DEPARTMENT POSITION SUMMARY

<u>Title</u>	<u># of Positions</u>	<u>Total Salary</u>
ACCOUNTANT	3	167,044
ACE DEPUTY DIRECTOR	1	84,157
ACE DIRECTOR	1	92,893
ADMINISTRATIVE ASSISTANT/TYP	1	51,779
AUDITOR	1	60,254
COMMISSIONER OF FINANCE	1	113,077
CONF SECRETARY COMM FINANCE	1	61,534
DEPUTY COMMISSIONER OF FINANCE	2	171,808
FINANCIAL ANALYST	2	135,444
FISCAL OFFICER	3	217,584
HEAD ACCOUNT CLERK	1	52,407
JUNIOR ACCOUNTANT	2	102,684
PAYROLL MANAGER	1	74,875
PRINCIPAL ACCOUNT CLERK	3	131,273
SR ACCOUNT CLERK/TYPIST	4	167,606
SR CLERK	1	33,723
TAX SUPERVISOR	1	66,994
Total Benefited Positions	<u>29</u>	<u>1,785,136</u>



**GENERAL FUND**

Department 1315 Comptroller  
 Division 1082 Comptroller

EXPENSES

<u>Account</u>	2014 Actual	2015 Actual	2016 Adopted Budget	2016 Amended Budget	2017 Dept Request	2017 Executive Recommendation
1300 - Regular Pay	532,466	562,241	576,742	576,742	588,115	577,208
1375 - Payroll Reduction	-	-	-	-	-	(120,000)
1410 - Overtime Pay	412	-	-	-	-	-
1420 - Contractual Pays	4,000	2,517	-	-	3,750	3,750
2000 - Office Equipment	-	-	2,000	2,916	500	500
2200 - Computer Equipment	1,319	1,682	1,500	1,500	1,500	1,500
4000 - Supplies	5,629	2,994	5,000	5,000	3,000	3,000
4300 - Professional Services	-	808	6,000	6,000	10,000	10,000
4580 - Conference Expenses	16,914	5,209	6,000	6,000	6,750	6,750
4590 - Travel	1,665	166	1,500	1,500	1,000	1,000
4600 - Misc Contractual Expense	28,189	6,195	13,910	13,910	13,233	13,233
4900 - Contractual Exp Reduction	-	-	-	-	-	(13,000)
8000 - Retirement	102,316	97,052	98,867	98,867	-	92,989
8010 - Social Security/FICA	40,059	42,068	44,236	44,236	-	44,443
8020 - Health Insurance	90,595	79,719	114,271	114,271	-	140,848
8500 - Benefit Reduction	-	-	-	-	-	(67,000)
<b>Division Total</b>	<b>823,564</b>	<b>800,650</b>	<b>870,026</b>	<b>870,942</b>	<b>627,848</b>	<b>695,221</b>
<b>Department Expense Total</b>	<b>823,564</b>	<b>800,650</b>	<b>870,026</b>	<b>870,942</b>	<b>627,848</b>	<b>695,221</b>

DEPARTMENT POSITION SUMMARY

<u>Title</u>	<u># of Positions</u>	<u>Total Salary</u>
AUDITOR	2	132,974
COMPTROLLER (COUNTY)	1	101,702
CONF SECRETARY COMPTROLLER	1	52,052
DEPUTY COMPTROLLER	1	79,287
DIR OF INTERNAL AUDIT & CNTRL	1	64,682
SENIOR AUDITOR	2	146,511
	<u>8</u>	<u>577,208</u>

GENERAL FUND

Department 1340 Budget

Division 1095 Budget

EXPENSES

<u>Account</u>	2014 Actual	2015 Actual	2016 Adopted Budget	2016 Amended Budget	2017 Executive Recommendation
1300 - Regular Pay	198,846	212,623	222,255	222,255	221,403
1420 - Contractual Pays	4,500	4,250	5,750	5,750	6,500
4000 - Supplies	1,708	1,262	2,500	2,500	2,500
4580 - Conference Expenses	111	-	750	750	500
4590 - Travel	-	-	500	500	300
4600 - Misc Contractual Expense	135	60	450	450	450
8000 - Retirement	38,130	37,252	38,453	38,453	36,503
8010 - Social Security/FICA	15,048	16,035	17,442	17,442	17,435
8020 - Health Insurance	46,055	25,239	42,852	42,852	52,817
 Division Total	<u>304,533</u>	<u>296,720</u>	<u>330,952</u>	<u>330,952</u>	<u>338,408</u>

<b>Department Expense Total</b>	<b>304,533</b>	<b>296,720</b>	<b>330,952</b>	<b>330,952</b>	<b>338,408</b>
---------------------------------	----------------	----------------	----------------	----------------	----------------

DEPARTMENT POSITION SUMMARY

<u>Title</u>	<u># of Positions</u>	<u>Total Salary</u>
CONF SECRETARY BUDGET DIRECTOR	1	53,089
DEPUTY BUDGET DIRECTOR	2	168,314
 Total Benefited Positions	<u>3</u>	<u>221,403</u>

GENERAL FUND

Department 1345 Purchasing  
Division 1101 Purchasing

EXPENSES

<u>Account</u>	2014 Actual	2015 Actual	2016 Adopted Budget	2016 Amended Budget	2017 Executive Recommendation
1300 - Regular Pay	422,781	456,613	494,398	494,398	489,114
1400 - Part Time Pay	423	11,020	-	-	-
1410 - Overtime Pay	32	-	-	-	-
1420 - Contractual Pays	9,500	4,250	4,500	4,500	4,500
2000 - Office Equipment	1,424	1,653	-	-	-
4000 - Supplies	1,115	5,766	17,500	6,500	17,500
4300 - Professional Services	3,932	3,705	4,100	4,100	4,500
4570 - Leases/Rental	6,251	13,418	13,380	13,380	13,380
4580 - Conference Expenses	1,470	1,065	2,500	2,500	3,106
4600 - Misc Contractual Expense	9,152	274,095	257,480	268,480	277,400
4690 - Maintenance	42,542	-	-	-	-
8000 - Retirement	114,455	80,904	85,538	85,538	79,060
8010 - Social Security/FICA	31,723	34,706	38,166	38,166	37,761
8020 - Health Insurance	144,013	129,111	142,839	142,839	176,060
<b>Division Total</b>	<b>788,813</b>	<b>1,016,305</b>	<b>1,060,401</b>	<b>1,060,401</b>	<b>1,102,381</b>

REVENUES

<u>Account</u>	2014 Actual	2015 Actual	2016 Adopted Budget	2016 Amended Budget	2017 Executive Recommendation
3120 - Departmental Income	13,335	38,873	21,000	21,000	40,000
3200 - Intergovernmental Charges	25,940	-	-	-	-
3260 - Fines & Forfeitures	2,845	2,410	-	-	-
3270 - Sale of Property	11,840	-	-	-	-
3280 - Misc Local Sources	15	10	-	-	-
3600 - Intra-fund Revenues	20,393	123,319	90,000	90,000	120,000
<b>Division Total</b>	<b>74,368</b>	<b>164,613</b>	<b>111,000</b>	<b>111,000</b>	<b>160,000</b>

**GENERAL FUND**

Department 1345 Purchasing  
Division 1102 Central Services

**EXPENSES**

<u>Account</u>	2014 Actual	2015 Actual	2016 Adopted Budget	2016 Amended Budget	2017 Executive Recommendation
1300 - Regular Pay	137,806	-	-	-	-
1400 - Part Time Pay	10,043	-	-	-	-
1410 - Overtime Pay	2,282	-	-	-	-
4000 - Supplies	24,197	-	-	-	-
4570 - Leases/Rental	93,065	-	-	-	-
4600 - Misc Contractual Expense	258,887	84	-	-	-
4690 - Maintenance	14,520	-	-	-	-
8010 - Social Security/FICA	11,066	-	-	-	-
<b>Division Total</b>	<b>551,867</b>	<b>84</b>	<b>-</b>	<b>-</b>	<b>-</b>

**REVENUES**

<u>Account</u>	2014 Actual	2015 Actual	2016 Adopted Budget	2016 Amended Budget	2017 Executive Recommendation
3200 - Intergovernmental Charges	46	-	-	-	-
3600 - Intra-fund Revenues	166,582	-	-	-	-
<b>Division Total</b>	<b>166,628</b>	<b>-</b>	<b>-</b>	<b>-</b>	<b>-</b>

<b>Department Expense Total</b>	<b>1,340,680</b>	<b>1,016,389</b>	<b>1,060,401</b>	<b>1,060,401</b>	<b>1,102,381</b>
<b>Department Revenue Total</b>	<b>240,996</b>	<b>164,613</b>	<b>111,000</b>	<b>111,000</b>	<b>160,000</b>

**DEPARTMENT POSITION SUMMARY**

<u>Title</u>	<u># of Positions</u>	<u>Total Salary</u>
ACCOUNTANT	1	59,168
ADMINISTRATIVE ASSISTANT/TYP	1	29,352
BUYER	3	123,680
DEP DIR OF PURCHASING	1	62,936
DIR OF PURCHASING	1	77,350
DRIVER/MESSENGER	1	38,311
MAIL ROOM COORDINATOR	1	43,771
PRINCIPAL BUYER	1	54,545
<b>Total Benefited Positions</b>	<b>10</b>	<b>489,113</b>

**GENERAL FUND**

Department 1355 Assessment  
Division 1116 Real Property

**EXPENSES**

<u>Account</u>	2014 Actual	2015 Actual	2016 Adopted Budget	2016 Amended Budget	2017 Executive Recommendation
1300 - Regular Pay	298,971	290,549	305,040	305,040	305,564
1420 - Contractual Pays	3,500	3,500	4,500	4,500	4,500
4000 - Supplies	2,734	2,011	3,600	3,600	3,750
4300 - Professional Services	21,600	23,430	45,000	45,000	35,500
4580 - Conference Expenses	1,110	1,660	1,500	1,500	1,500
4590 - Travel	648	568	1,000	1,000	750
4600 - Misc Contractual Expense	255	180	480	480	480
8000 - Retirement	57,606	51,019	52,776	52,776	49,662
8010 - Social Security/FICA	22,211	21,579	23,680	23,680	23,720
8020 - Health Insurance	71,339	56,907	71,419	71,419	88,029
<b>Division Total</b>	<b>479,974</b>	<b>451,403</b>	<b>508,995</b>	<b>508,995</b>	<b>513,455</b>

**REVENUES**

<u>Account</u>	2014 Actual	2015 Actual	2016 Adopted Budget	2016 Amended Budget	2017 Executive Recommendation
3270 - Sale of Property	6,219	4,842	7,000	7,000	6,000
3300 - State Aid	-	1,650	-	-	-
3600 - Intra-fund Revenues	-	-	8,500	8,500	8,500
<b>Division Total</b>	<b>6,219</b>	<b>6,493</b>	<b>15,500</b>	<b>15,500</b>	<b>14,500</b>

<b>Department Expense Total</b>	<b>479,974</b>	<b>451,403</b>	<b>508,995</b>	<b>508,995</b>	<b>513,455</b>
<b>Department Revenue Total</b>	<b>6,219</b>	<b>6,493</b>	<b>15,500</b>	<b>15,500</b>	<b>14,500</b>

**DEPARTMENT POSITION SUMMARY**

<u>Title</u>	<u># of Positions</u>	<u>Total Salary</u>
DIR REAL PROPERTY TAX SRVC III	1	77,350
REAL PROP TAX SRVC SPEC	1	53,303
REAL PROPERTY INFO SYST SPEC	1	58,092
SR TAX MAP SPECIALIST	2	116,819
<b>Total Benefited Positions</b>	<b>5</b>	<b>305,564</b>

**GENERAL FUND**

Department 1410 County Clerk

Division 1131 Admin

EXPENSES

<u>Account</u>	2014 Actual	2015 Actual	2016 Adopted Budget	2016 Amended Budget	2017 Dept Request	2017 Executive Recommendation
1300 - Regular Pay	369,634	380,334	385,762	385,762	384,785	385,167
1400 - Part Time Pay	31,966	31,765	35,000	35,000	35,000	35,000
1420 - Contractual Pays	3,500	3,302	4,500	4,500	4,500	4,500
4000 - Supplies	4,340	2,536	4,000	4,000	4,000	4,000
4300 - Professional Services	2,500	4,500	5,000	9,800	5,000	5,000
4510 - Insurance	100	100	100	100	100	100
4570 - Leases/Rental	4,285	3,058	-	-	-	-
4580 - Conference Expenses	179	-	500	500	500	500
4590 - Travel	163	-	500	500	500	500
4600 - Misc Contractual Expense	412	375	550	550	550	550
8000 - Retirement	442,191	408,865	387,005	387,005	-	363,144
8010 - Social Security/FICA	30,525	31,074	32,533	32,533	-	32,487
8020 - Health Insurance	659,892	707,246	714,193	714,193	-	862,693
<b>Division Total</b>	<b>1,549,688</b>	<b>1,573,155</b>	<b>1,569,643</b>	<b>1,574,443</b>	<b>434,935</b>	<b>1,693,641</b>

Division 1132 Recording

EXPENSES

<u>Account</u>	2014 Actual	2015 Actual	2016 Adopted Budget	2016 Amended Budget	2017 Dept Request	2017 Executive Recommendation
1300 - Regular Pay	705,890	712,663	734,690	734,690	697,904	697,904
1400 - Part Time Pay	17,818	15,541	26,878	26,878	26,790	21,790
1420 - Contractual Pays	9,000	10,000	10,575	10,575	10,900	10,900
2000 - Office Equipment	4,139	-	1,000	1,000	-	-
2200 - Computer Equipment	717	663	8,000	8,000	-	-
4000 - Supplies	38,103	41,951	52,000	41,000	53,000	43,000
4300 - Professional Services	-	-	3,000	3,000	-	-
4570 - Leases/Rental	13,474	10,113	-	-	-	-
4580 - Conference Expenses	-	-	500	500	500	500
4590 - Travel	-	-	100	100	100	100
4600 - Misc Contractual Expense	10,886	13,651	14,000	14,000	14,300	14,300
4690 - Maintenance	2,992	5,253	11,800	11,800	11,800	11,800
8010 - Social Security/FICA	53,920	53,745	59,069	59,069	-	55,890
<b>Division Total</b>	<b>856,939</b>	<b>863,581</b>	<b>921,612</b>	<b>910,612</b>	<b>815,294</b>	<b>856,184</b>

**GENERAL FUND**

Department 1410 County Clerk  
Division 1132 Recording

REVENUES

<u>Account</u>	2014 Actual	2015 Actual	2016 Adopted Budget	2016 Amended Budget	2017 Dept Request	2017 Executive Recommendation
3120 - Departmental Income	1,580,373	1,693,518	1,500,000	1,500,000	1,500,000	1,550,000
3260 - Fines & Forfeitures	3,250	15,500	10,000	10,000	10,000	10,000
<b>Division Total</b>	<b>1,583,623</b>	<b>1,709,018</b>	<b>1,510,000</b>	<b>1,510,000</b>	<b>1,510,000</b>	<b>1,560,000</b>

Division 1133 Motor Vehicle

EXPENSES

<u>Account</u>	2014 Actual	2015 Actual	2016 Adopted Budget	2016 Amended Budget	2017 Dept Request	2017 Executive Recommendation
1300 - Regular Pay	616,356	630,316	635,378	635,378	637,407	637,408
1400 - Part Time Pay	80,150	86,918	95,538	95,538	92,745	87,745
1420 - Contractual Pays	4,500	4,500	4,500	4,500	5,500	5,500
2000 - Office Equipment	-	-	1,000	9,000	-	-
4000 - Supplies	4,612	3,122	5,000	5,000	4,250	4,250
4200 - Building Maint & Repair	525	525	600	600	600	600
4570 - Leases/Rental	2,506	1,874	-	-	-	-
4580 - Conference Expenses	-	-	100	100	100	100
4590 - Travel	103	11	100	100	100	100
4600 - Misc Contractual Expense	848	860	1,000	1,000	1,000	1,000
4690 - Maintenance	7,872	25,660	9,000	12,000	18,600	18,600
8010 - Social Security/FICA	52,145	53,527	56,260	56,260	-	55,895
<b>Division Total</b>	<b>769,616</b>	<b>807,313</b>	<b>808,476</b>	<b>819,476</b>	<b>760,302</b>	<b>811,198</b>

REVENUES

<u>Account</u>	2014 Actual	2015 Actual	2016 Adopted Budget	2016 Amended Budget	2017 Dept Request	2017 Executive Recommendation
3120 - Departmental Income	842,752	845,440	800,000	800,000	850,000	850,000
<b>Division Total</b>	<b>842,752</b>	<b>845,440</b>	<b>800,000</b>	<b>800,000</b>	<b>850,000</b>	<b>850,000</b>

**GENERAL FUND**

Department 1410 County Clerk  
Division 1134 Records Mgt

**EXPENSES**

<u>Account</u>	2014 Actual	2015 Actual	2016 Adopted Budget	2016 Amended Budget	2017 Dept Request	2017 Executive Recommendation
1300 - Regular Pay	444,183	465,696	481,009	481,009	516,909	516,908
1400 - Part Time Pay	25,075	18,111	26,878	26,878	26,790	21,790
1420 - Contractual Pays	8,000	9,000	9,000	9,000	9,000	9,000
2000 - Office Equipment	-	2,588	2,900	2,900	1,500	1,500
2300 - Other Equipment	20,460	-	-	-	-	-
4000 - Supplies	40,155	26,889	45,750	45,750	45,750	30,750
4200 - Building Maint & Repair	4,953	2,891	8,000	8,000	8,000	8,000
4300 - Professional Services	20,680	3,721	22,286	17,486	-	-
4570 - Leases/Rental	6,279	4,700	-	-	-	-
4580 - Conference Expenses	-	-	200	200	200	200
4590 - Travel	-	-	100	100	100	100
4600 - Misc Contractual Expense	92	68	-	-	-	-
4690 - Maintenance	32,318	26,353	37,750	37,750	37,500	37,500
8010 - Social Security/FICA	35,375	35,925	39,542	39,542	-	41,899
<b>Division Total</b>	<b>637,571</b>	<b>595,941</b>	<b>673,415</b>	<b>668,615</b>	<b>645,749</b>	<b>667,647</b>

**REVENUES**

<u>Account</u>	2014 Actual	2015 Actual	2016 Adopted Budget	2016 Amended Budget	2017 Dept Request	2017 Executive Recommendation
3120 - Departmental Income	8,827	942	30,092	30,092	941	941
3200 - Intergovernmental Charges	32,432	29,406	25,900	25,900	29,375	29,375
3300 - State Aid	14,921	11,693	11,693	11,693	-	-
3600 - Intra-fund Revenues	16,920	17,571	-	-	17,570	17,570
<b>Division Total</b>	<b>73,100</b>	<b>59,612</b>	<b>67,685</b>	<b>67,685</b>	<b>47,886</b>	<b>47,886</b>

<b>Department Expense Total</b>	<b>3,813,813</b>	<b>3,839,990</b>	<b>3,973,146</b>	<b>3,973,146</b>	<b>2,656,280</b>	<b>4,028,670</b>
<b>Department Revenue Total</b>	<b>2,499,475</b>	<b>2,614,070</b>	<b>2,377,685</b>	<b>2,377,685</b>	<b>2,407,886</b>	<b>2,457,886</b>



GENERAL FUND

Department 1410 County Clerk

DEPARTMENT POSITION SUMMARY

<u>Title</u>	<u># of Positions</u>	<u>Total Salary</u>
ACCOUNT CLERK	1	42,151
ACCOUNTANT	1	57,275
ADMINISTRATIVE ASSISTANT	1	50,068
ADMINISTRATIVE ASSISTANT/TYP	2	99,954
ARCHIVAL PROCESSING TECHNICIAN	1	37,201
CONF SECRETARY COUNTY CLERK	1	55,929
COUNTY CLERK	1	101,707
DEPUTY COUNTY CLERK	3	205,478
DRIVER/MESSENGER	2	71,327
HEAD CLERK	1	51,779
INDEX CLERK/TYPIST	9	336,853
MOTOR VEHICLE CASHIER	10	391,582
PRINCIPAL CLERK	1	43,771
PRINCIPAL RECORDS CLERK	1	51,779
PRINCIPAL RECORDS MGMT TECH	1	56,547
RECEIVING & DELIVERY CLERK	1	30,222
RECORDS CLERK	4	152,062
SECURITY GUARD	1	49,629
SR ACCOUNT CLERK	1	42,279
SR INDEX CLERK	2	90,272
SR INDEX CLERK/TYPIST	2	83,064
SR MV CASHIER	3	136,464
Total Benefited Positions	<u>50</u>	<u>2,237,393</u>

GENERAL FUND

Department 1420 Law  
Division 1146 County Attorney

EXPENSES

<u>Account</u>	2014 Actual	2015 Actual	2016 Adopted Budget	2016 Amended Budget	2017 Executive Recommendation
1300 - Regular Pay	720,094	798,462	814,181	814,181	804,512
1400 - Part Time Pay	35,705	37,071	39,398	39,398	39,247
1420 - Contractual Pays	15,000	28,860	30,429	30,429	22,615
2000 - Office Equipment	485	627	550	550	-
4000 - Supplies	3,499	3,829	7,450	7,570	8,000
4300 - Professional Services	62,162	102,993	175,000	175,000	250,000
4570 - Leases/Rental	3,153	254	-	-	-
4580 - Conference Expenses	1,615	3,375	6,000	6,000	6,000
4590 - Travel	523	445	2,450	2,450	1,000
4600 - Misc Contractual Expense	2,124	3,143	4,230	4,230	4,230
4690 - Maintenance	-	-	500	500	500
8000 - Retirement	145,926	148,990	147,681	147,681	139,245
8010 - Social Security/FICA	58,769	63,084	67,627	67,627	66,278
8020 - Health Insurance	169,479	169,897	185,690	185,690	228,878
Division Total	<u>1,218,534</u>	<u>1,361,029</u>	<u>1,481,186</u>	<u>1,481,306</u>	<u>1,570,505</u>

REVENUES

<u>Account</u>	2014 Actual	2015 Actual	2016 Adopted Budget	2016 Amended Budget	2017 Executive Recommendation
3120 - Departmental Income	35,225	4,334	19,000	19,000	5,000
3280 - Misc Local Sources	52	98	-	-	-
Division Total	<u>35,276</u>	<u>4,432</u>	<u>19,000</u>	<u>19,000</u>	<u>5,000</u>

**GENERAL FUND**

Department 1420 Law  
Division 1149 Board of Ethics

EXPENSES

<u>Account</u>	2014 <u>Actual</u>	2015 <u>Actual</u>	2016 <u>Adopted Budget</u>	2016 <u>Amended Budget</u>	2017 <u>Executive Recommendation</u>
4300 - Professional Services	-	868	5,000	5,000	5,000
<b>Division Total</b>	<b>-</b>	<b>868</b>	<b>5,000</b>	<b>5,000</b>	<b>5,000</b>

Division 1150 GHHC Transition

EXPENSES

<u>Account</u>	2014 <u>Actual</u>	2015 <u>Actual</u>	2016 <u>Adopted Budget</u>	2016 <u>Amended Budget</u>	2017 <u>Executive Recommendation</u>
4600 - Misc Contractual Expense	902	2,023	-	-	-
<b>Division Total</b>	<b>902</b>	<b>2,023</b>	<b>-</b>	<b>-</b>	<b>-</b>

<b>Department Expense Total</b>	<b>1,219,436</b>	<b>1,363,920</b>	<b>1,486,186</b>	<b>1,486,306</b>	<b>1,575,505</b>
<b>Department Revenue Total</b>	<b>35,276</b>	<b>4,432</b>	<b>19,000</b>	<b>19,000</b>	<b>5,000</b>

DEPARTMENT POSITION SUMMARY

<u>Title</u>	<u># of Positions</u>	<u>Total Salary</u>
ADMINISTRATIVE AIDE/TYPIST	1	43,025
AST COUNTY ATTORNEY	6	396,021
CONF SECRETARY COUNTY ATTY	1	53,963
COUNTY ATTORNEY	1	113,077
DISASTER ASSISTANCE COORD	1	71,526
LEGAL SEC TO THE COUNTY ATTY	1	48,266
PARALEGAL	2	117,881
<b>Total Benefited Positions</b>	<b>13</b>	<b>843,759</b>

**GENERAL FUND**

Department 1430 Personnel

Division 1156 Personnel

**EXPENSES**

<u>Account</u>	2014 Actual	2015 Actual	2016 Adopted Budget	2016 Amended Budget	2017 Executive Recommendation
1300 - Regular Pay	690,851	731,381	757,617	757,617	746,922
1400 - Part Time Pay	7,501	6,839	16,000	16,000	10,000
1410 - Overtime Pay	57	1,639	2,800	2,800	2,800
1420 - Contractual Pays	9,000	12,500	13,000	13,000	14,500
2000 - Office Equipment	-	-	-	-	2,000
4000 - Supplies	2,445	4,517	4,600	4,964	4,600
4300 - Professional Services	114,450	119,812	184,320	184,320	167,680
4580 - Conference Expenses	1,250	778	1,949	1,949	1,980
4590 - Travel	900	461	990	990	840
4600 - Misc Contractual Expense	6,347	13,717	25,135	25,695	21,565
4690 - Maintenance	2,611	198	-	-	-
8000 - Retirement	135,675	129,600	131,079	131,079	122,404
8010 - Social Security/FICA	52,344	54,907	60,390	60,390	59,228
8020 - Health Insurance	168,006	214,615	185,690	185,690	228,878
<b>Division Total</b>	<b>1,191,436</b>	<b>1,290,963</b>	<b>1,383,570</b>	<b>1,384,494</b>	<b>1,383,397</b>

**REVENUES**

<u>Account</u>	2014 Actual	2015 Actual	2016 Adopted Budget	2016 Amended Budget	2017 Executive Recommendation
3120 - Departmental Income	23,467	19,668	18,500	18,500	19,510
3280 - Misc Local Sources	5	-	-	-	-
<b>Division Total</b>	<b>23,472</b>	<b>19,668</b>	<b>18,500</b>	<b>18,500</b>	<b>19,510</b>

Division 1157 Labor Mangement Council

**EXPENSES**

<u>Account</u>	2014 Actual	2015 Actual	2016 Adopted Budget	2016 Amended Budget	2017 Executive Recommendation
4300 - Professional Services	-	-	500	500	200
<b>Division Total</b>	<b>-</b>	<b>-</b>	<b>500</b>	<b>500</b>	<b>200</b>

<b>Department Expense Total</b>	<b>1,191,436</b>	<b>1,290,963</b>	<b>1,384,070</b>	<b>1,384,994</b>	<b>1,383,597</b>
<b>Department Revenue Total</b>	<b>23,472</b>	<b>19,668</b>	<b>18,500</b>	<b>18,500</b>	<b>19,510</b>

GENERAL FUND

Department 1430 Personnel

DEPARTMENT POSITION SUMMARY

<u>Title</u>	<u># of Positions</u>	<u>Total Salary</u>
CHIEF PERSONNEL ANALYST	1	78,879
CONF SECRETARY PERSONNEL OFF	1	44,408
DIR EMPLOYEE RELATIONS	1	77,641
PERSONNEL DEVELOPMENT COORD	1	44,487
PERSONNEL ANALYST	1	50,414
PERSONNEL ASSISTANT	2	82,264
PERSONNEL CLERK	1	39,294
PERSONNEL OFFICER	1	94,385
PERSONNEL TECHNOLOGY SPEC	1	46,119
PRINCIPAL PERSONNEL ANALYST	2	146,510
SENIOR ACCOUNT CLERK	1	42,521
Total Benefited Positions	<u>13</u>	<u>746,922</u>

**GENERAL FUND**

Department 1450 Elections

Division 1176 Elections

**EXPENSES**

<u>Account</u>	2014 Actual	2015 Actual	2016 Adopted Budget	2016 Amended Budget	2017 Dept Request	2017 Executive Recommendation
1300 - Regular Pay	550,785	567,362	578,754	578,754	669,552	669,552
1400 - Part Time Pay	445	-	-	-	223,000	223,000
1420 - Contractual Pays	43,000	41,000	45,750	45,750	52,500	52,500
2000 - Office Equipment	-	2,986	500	-	-	-
2200 - Computer Equipment	-	-	-	1,000	-	-
4000 - Supplies	4,690	8,916	9,000	9,272	33,000	33,000
4300 - Professional Services	263	3,876	6,000	6,000	37,000	37,000
4570 - Leases/Rental	-	-	-	-	11,000	11,000
4580 - Conference Expenses	1,735	673	5,000	5,000	4,500	4,500
4590 - Travel	1,182	11,617	17,000	17,000	19,000	19,000
4600 - Misc Contractual Expense	53,314	53,326	294,917	294,417	479,709	479,709
4690 - Maintenance	3,750	1,269	3,750	3,750	3,750	3,750
8000 - Retirement	113,963	105,654	100,133	100,133	-	115,649
8010 - Social Security/FICA	44,530	44,840	47,775	47,775	-	72,296
8020 - Health Insurance	153,607	146,257	142,839	142,839	-	211,272
<b>Division Total</b>	<b>971,265</b>	<b>987,776</b>	<b>1,251,418</b>	<b>1,251,690</b>	<b>1,533,011</b>	<b>1,932,228</b>

**REVENUES**

<u>Account</u>	2014 Actual	2015 Actual	2016 Adopted Budget	2016 Amended Budget	2017 Dept Request	2017 Executive Recommendation
3120 - Departmental Income	1,790	2,591	-	-	-	-
3200 - Intergovernmental Charges	945	-	5,025	5,025	18,000	18,000
3280 - Misc Local Sources	209	-	1,500	1,500	3,000	3,000
3300 - State Aid	-	-	205,985	205,985	340,369	340,369
3400 - Federal Aid	-	56,252	7,792	7,792	-	-
<b>Division Total</b>	<b>2,944</b>	<b>58,843</b>	<b>220,302</b>	<b>220,302</b>	<b>361,369</b>	<b>361,369</b>

**GENERAL FUND**

Department 1450 Elections  
Division 1177 HAVA

**EXPENSES**

<u>Account</u>	2014 <u>Actual</u>	2015 <u>Actual</u>	2016 <u>Adopted Budget</u>	2016 <u>Amended Budget</u>	2017 <u>Dept Request</u>	2017 <u>Executive Recommendation</u>
1300 - Regular Pay	89,490	89,782	93,373	93,373	-	-
1400 - Part Time Pay	213,275	170,088	400,000	400,000	-	-
1420 - Contractual Pays	3,000	6,000	6,000	6,000	-	-
4000 - Supplies	5,008	6,008	7,500	23,465	-	-
4300 - Professional Services	24,960	20,716	49,500	46,100	-	-
4570 - Leases/Rental	8,338	8,350	16,140	16,140	-	-
4590 - Travel	15,082	4,276	-	-	-	-
4600 - Misc Contractual Expense	51,199	37,166	135,000	127,569	-	-
8000 - Retirement	32,372	21,572	16,155	16,155	-	-
8010 - Social Security/FICA	8,341	7,079	36,672	36,672	-	-
8020 - Health Insurance	-	-	28,568	28,568	-	-
<b>Division Total</b>	<b>451,064</b>	<b>371,038</b>	<b>788,908</b>	<b>794,041</b>	<b>-</b>	<b>-</b>

**REVENUES**

<u>Account</u>	2014 <u>Actual</u>	2015 <u>Actual</u>	2016 <u>Adopted Budget</u>	2016 <u>Amended Budget</u>	2017 <u>Dept Request</u>	2017 <u>Executive Recommendation</u>
3200 - Intergovernmental Charges	467,960	279,738	263,053	263,053	-	-
<b>Division Total</b>	<b>467,960</b>	<b>279,738</b>	<b>263,053</b>	<b>263,053</b>	<b>-</b>	<b>-</b>

<b>Department Expense Total</b>	<b>1,422,329</b>	<b>1,358,814</b>	<b>2,040,326</b>	<b>2,045,731</b>	<b>1,533,011</b>	<b>1,932,228</b>
<b>Department Revenue Total</b>	<b>470,904</b>	<b>338,582</b>	<b>483,355</b>	<b>483,355</b>	<b>361,369</b>	<b>361,369</b>

**DEPARTMENT POSITION SUMMARY**

<u>Title</u>	<u># of Positions</u>	<u>Total Salary</u>
ADMINISTRATIVE ASSISTANT BOE	2	103,545
CHIEF REGISTRARIAL CLERK	4	186,030
COMMISSIONER OF ELECTIONS	2	161,421
DEP COMM OF ELECTIONS	2	125,541
ELECT MACHINE TECHNOLOGY SPEC	2	93,015
<b>Total Benefited Positions</b>	<b>12</b>	<b>669,552</b>

**GENERAL FUND**

Department 1490 Public Works Administration

Division 1181 Public Works Administration

**EXPENSES**

<u>Account</u>	2014 <u>Actual</u>	2015 <u>Actual</u>	2016 <u>Adopted Budget</u>	2016 <u>Amended Budget</u>	2017 <u>Executive Recommendation</u>
1300 - Regular Pay	446,889	491,414	561,158	561,158	560,368
1410 - Overtime Pay	14,481	5,681	8,000	8,000	4,000
1420 - Contractual Pays	4,500	1,500	7,750	7,750	9,250
4000 - Supplies	12,957	11,463	14,500	14,562	12,500
4600 - Misc Contractual Expense	120	-	-	-	-
4690 - Maintenance	240	828	600	600	500
8000 - Retirement	87,882	85,658	97,088	97,088	91,875
8010 - Social Security/FICA	34,221	36,672	44,134	44,134	43,882
8020 - Health Insurance	98,042	97,087	142,839	142,839	176,060
8060 - Employee Payments	-	-	-	300	350
<b>Division Total</b>	<b>699,331</b>	<b>730,304</b>	<b>876,069</b>	<b>876,431</b>	<b>898,785</b>

**REVENUES**

<u>Account</u>	2014 <u>Actual</u>	2015 <u>Actual</u>	2016 <u>Adopted Budget</u>	2016 <u>Amended Budget</u>	2017 <u>Executive Recommendation</u>
3100 - Non-Property Tax Items	1,033,251	1,144,107	1,225,200	1,225,200	1,225,000
3270 - Sale of Property	-	61	-	-	-
<b>Division Total</b>	<b>1,033,251</b>	<b>1,144,167</b>	<b>1,225,200</b>	<b>1,225,200</b>	<b>1,225,000</b>

<b>Department Expense Total</b>	<b>699,331</b>	<b>730,304</b>	<b>876,069</b>	<b>876,431</b>	<b>898,785</b>
<b>Department Revenue Total</b>	<b>1,033,251</b>	<b>1,144,167</b>	<b>1,225,200</b>	<b>1,225,200</b>	<b>1,225,000</b>

**DEPARTMENT POSITION SUMMARY**

<u>Title</u>	<u># of Positions</u>	<u>Total Salary</u>
ADM SVC MGR	1	63,500
ADMINISTRATIVE AIDE/TYPIST	1	43,556
ADMINISTRATIVE ASSISTANT	1	58,198
DEP COMM DPW FIN	1	68,559
DEP COMM OF PUBLIC WORKS	1	90,945
PRINCIPAL ACCOUNT CLERK	1	45,373
PRINCIPAL CLERK	1	44,172
SEC COMMISSIONER PUBLIC WORKS	1	62,626
SR ACCOUNT CLERK/TYPIST	2	83,439
<b>Total Benefited Positions</b>	<b>10</b>	<b>560,368</b>



**GENERAL FUND**

Department 1620 Buildings  
 Division 1191 Bldgs & Grounds Administration

**EXPENSES**

<u>Account</u>	2014 <u>Actual</u>	2015 <u>Actual</u>	2016 <u>Adopted Budget</u>	2016 <u>Amended Budget</u>	2017 <u>Executive Recommendation</u>
1300 - Regular Pay	2,432,586	2,436,834	2,500,128	2,499,953	2,539,216
1400 - Part Time Pay	24,876	41,686	58,250	58,250	56,880
1410 - Overtime Pay	68,265	41,930	65,000	65,000	55,000
1420 - Contractual Pays	5,753	12,528	5,000	5,000	5,000
2200 - Computer Equipment	1,097	-	-	7,350	-
2300 - Other Equipment	44,880	3,884	10,500	21,500	29,000
4000 - Supplies	114,050	78,368	96,700	91,021	79,250
4200 - Building Maint & Repair	37,343	38,332	194,880	130,606	79,830
4300 - Professional Services	14,852	17,559	155,000	117,935	213,020
4570 - Leases/Rental	1,165	1,302	1,000	1,000	1,000
4580 - Conference Expenses	1,310	30	-	-	-
4590 - Travel	105	-	100	100	100
4600 - Misc Contractual Expense	1,855	1,791	5,850	135,489	81,200
4670 - Communication Expenses	2,184	3,744	22,250	22,250	17,210
4690 - Maintenance	5,453	1,455	5,000	5,000	5,000
8000 - Retirement	483,383	435,274	432,558	432,558	416,305
8010 - Social Security/FICA	187,853	187,033	201,073	201,073	203,190
8020 - Health Insurance	799,068	808,576	799,897	799,897	968,329
8060 - Employee Payments	12,681	14,225	14,525	14,275	14,675
<b>Division Total</b>	<b>4,238,759</b>	<b>4,124,549</b>	<b>4,567,711</b>	<b>4,608,256</b>	<b>4,764,205</b>

**REVENUES**

<u>Account</u>	2014 <u>Actual</u>	2015 <u>Actual</u>	2016 <u>Adopted Budget</u>	2016 <u>Amended Budget</u>	2017 <u>Executive Recommendation</u>
3120 - Departmental Income	-	35	-	-	-
3270 - Sale of Property	-	665	450,000	450,000	1,001,000
3280 - Misc Local Sources	3,301	939	2,500	2,500	-
3300 - State Aid	838	-	-	-	-
3600 - Intra-fund Revenues	2,242	-	-	-	-
<b>Division Total</b>	<b>6,381</b>	<b>1,639</b>	<b>452,500</b>	<b>452,500</b>	<b>1,001,000</b>

**GENERAL FUND**

Department 1620 Buildings  
 Division 1192 DPW Quarry & Sub-Stations

EXPENSES

<u>Account</u>	2014 <u>Actual</u>	2015 <u>Actual</u>	2016 <u>Adopted Budget</u>	2016 <u>Amended Budget</u>	2017 <u>Executive Recommendation</u>
2300 - Other Equipment	10,893	16,836	20,000	44,200	44,750
4000 - Supplies	1,631	3,700	7,500	7,841	7,500
4200 - Building Maint & Repair	268,404	230,696	388,580	385,635	303,330
4300 - Professional Services	23,801	3,395	10,000	10,000	5,000
4570 - Leases/Rental	761	1,276	7,750	7,750	4,500
4670 - Communication Expenses	1,541	628	1,000	1,000	1,000
4690 - Maintenance	-	598	-	-	-
 Division Total	 <u>307,030</u>	 <u>257,129</u>	 <u>434,830</u>	 <u>456,425</u>	 <u>366,080</u>

Division 1193 Bldgs 74 John St. - Persen House

EXPENSES

<u>Account</u>	2014 <u>Actual</u>	2015 <u>Actual</u>	2016 <u>Adopted Budget</u>	2016 <u>Amended Budget</u>	2017 <u>Executive Recommendation</u>
4000 - Supplies	97	110	1,100	1,100	600
4200 - Building Maint & Repair	4,895	2,457	5,705	5,705	5,755
 Division Total	 <u>4,993</u>	 <u>2,566</u>	 <u>6,805</u>	 <u>6,805</u>	 <u>6,355</u>

Division 1194 Bldgs 285 Wall St. Court House

EXPENSES

<u>Account</u>	2014 <u>Actual</u>	2015 <u>Actual</u>	2016 <u>Adopted Budget</u>	2016 <u>Amended Budget</u>	2017 <u>Executive Recommendation</u>
2300 - Other Equipment	-	16,520	8,400	5,510	12,700
4000 - Supplies	13,599	9,936	14,800	14,800	14,500
4200 - Building Maint & Repair	186,482	139,706	227,470	228,571	151,860
4300 - Professional Services	-	-	-	1,030	150
4570 - Leases/Rental	125	125	125	125	125
4690 - Maintenance	212	369	500	1,800	500
 Division Total	 <u>200,418</u>	 <u>166,655</u>	 <u>251,295</u>	 <u>251,836</u>	 <u>179,835</u>

**GENERAL FUND**

Department 1620 Buildings  
 Division 1194 Bldgs 285 Wall St. Court House

REVENUES

<u>Account</u>	2014 <u>Actual</u>	2015 <u>Actual</u>	2016 Adopted <u>Budget</u>	2016 Amended <u>Budget</u>	2017 Executive <u>Recommendation</u>
3300 - State Aid	226,807	154,893	260,000	260,000	145,000
Division Total	<u>226,807</u>	<u>154,893</u>	<u>260,000</u>	<u>260,000</u>	<u>145,000</u>

Division 1195 Bldgs 244 Fair St. - COB

EXPENSES

<u>Account</u>	2014 <u>Actual</u>	2015 <u>Actual</u>	2016 Adopted <u>Budget</u>	2016 Amended <u>Budget</u>	2017 Executive <u>Recommendation</u>
2300 - Other Equipment	13,189	17,184	16,250	14,033	8,450
4000 - Supplies	28,638	14,883	26,000	27,263	20,000
4200 - Building Maint & Repair	263,575	423,265	368,750	380,767	326,300
4300 - Professional Services	11,650	14,317	8,000	18,000	2,200
4570 - Leases/Rental	723	603	1,000	1,000	1,000
4690 - Maintenance	377	959	1,500	1,500	1,500
Division Total	<u>318,153</u>	<u>471,211</u>	<u>421,500</u>	<u>442,563</u>	<u>359,450</u>

REVENUES

<u>Account</u>	2014 <u>Actual</u>	2015 <u>Actual</u>	2016 Adopted <u>Budget</u>	2016 Amended <u>Budget</u>	2017 Executive <u>Recommendation</u>
3270 - Sale of Property	48	-	-	-	-
3300 - State Aid	-	27,135	-	-	35,000
Division Total	<u>48</u>	<u>27,135</u>	<u>-</u>	<u>-</u>	<u>35,000</u>

**GENERAL FUND**

Department 1620 Buildings  
 Division 1196 Bldgs 300 Flatbush - Health

EXPENSES

<u>Account</u>	2014 <u>Actual</u>	2015 <u>Actual</u>	2016 <u>Adopted Budget</u>	2016 <u>Amended Budget</u>	2017 <u>Executive Recommendation</u>
4000 - Supplies	790	15	750	751	400
4200 - Building Maint & Repair	85,570	45,572	67,520	67,519	48,200
4600 - Misc Contractual Expense	3,000	-	-	-	-
4690 - Maintenance	63	-	-	-	-
 Division Total	 <u>89,423</u>	 <u>45,587</u>	 <u>68,270</u>	 <u>68,270</u>	 <u>48,600</u>

Division 1197 Bldgs 25 S Manor - Info Services

EXPENSES

<u>Account</u>	2014 <u>Actual</u>	2015 <u>Actual</u>	2016 <u>Adopted Budget</u>	2016 <u>Amended Budget</u>	2017 <u>Executive Recommendation</u>
2300 - Other Equipment	-	741	-	-	-
4000 - Supplies	391	1,132	1,100	1,100	1,600
4200 - Building Maint & Repair	107,190	102,599	131,820	131,820	120,750
4300 - Professional Services	-	-	7,000	7,000	7,000
 Division Total	 <u>107,581</u>	 <u>104,473</u>	 <u>139,920</u>	 <u>139,920</u>	 <u>129,350</u>

Division 1198 Bldgs 17 Pearl - Environment

EXPENSES

<u>Account</u>	2014 <u>Actual</u>	2015 <u>Actual</u>	2016 <u>Adopted Budget</u>	2016 <u>Amended Budget</u>	2017 <u>Executive Recommendation</u>
2300 - Other Equipment	-	-	8,000	8,000	8,000
4000 - Supplies	-	199	-	250	250
4200 - Building Maint & Repair	6,983	5,946	31,975	31,725	7,500
 Division Total	 <u>6,983</u>	 <u>6,145</u>	 <u>39,975</u>	 <u>39,975</u>	 <u>15,750</u>

**GENERAL FUND**

Department 1620 Buildings  
 Division 1199 Bldgs 1 Pearl - Crime Victims

**EXPENSES**

<u>Account</u>	2014 <u>Actual</u>	2015 <u>Actual</u>	2016 Adopted <u>Budget</u>	2016 Amended <u>Budget</u>	2017 Executive <u>Recommendation</u>
2300 - Other Equipment	-	4,125	5,000	5,000	5,000
4000 - Supplies	-	491	2,300	2,300	600
4200 - Building Maint & Repair	20,374	19,358	33,240	33,240	28,600
4300 - Professional Services	2,387	-	-	-	-
4600 - Misc Contractual Expense	-	580	-	-	-
<b>Division Total</b>	<b>22,761</b>	<b>24,554</b>	<b>40,540</b>	<b>40,540</b>	<b>34,200</b>

**REVENUES**

<u>Account</u>	2014 <u>Actual</u>	2015 <u>Actual</u>	2016 Adopted <u>Budget</u>	2016 Amended <u>Budget</u>	2017 Executive <u>Recommendation</u>
3290 - Interfund Revenues	4,848	4,848	4,848	4,848	4,848
<b>Division Total</b>	<b>4,848</b>	<b>4,848</b>	<b>4,848</b>	<b>4,848</b>	<b>4,848</b>

Division 1200 Bldgs 313 Shamrock - DPW

**EXPENSES**

<u>Account</u>	2014 <u>Actual</u>	2015 <u>Actual</u>	2016 Adopted <u>Budget</u>	2016 Amended <u>Budget</u>	2017 Executive <u>Recommendation</u>
2300 - Other Equipment	640	7,814	11,700	11,700	8,400
4000 - Supplies	730	1,876	2,050	2,550	2,500
4200 - Building Maint & Repair	51,546	46,096	49,814	54,481	51,239
4690 - Maintenance	-	135	-	-	-
<b>Division Total</b>	<b>52,916</b>	<b>55,921</b>	<b>63,564</b>	<b>68,731</b>	<b>62,139</b>

**GENERAL FUND**

Department 1620 Buildings  
 Division 1201 Bldgs 61 GH Drive - Jail (Former)

**EXPENSES**

<u>Account</u>	2014 Actual	2015 Actual	2016 Adopted Budget	2016 Amended Budget	2017 Executive Recommendation
2300 - Other Equipment	11,977	-	-	-	-
4000 - Supplies	-	369	-	1,460	-
4200 - Building Maint & Repair	71,657	50,762	64,055	63,940	60,195
4300 - Professional Services	573	-	11,500	11,500	-
<b>Division Total</b>	<b>84,207</b>	<b>51,131</b>	<b>75,555</b>	<b>76,900</b>	<b>60,195</b>

**REVENUES**

<u>Account</u>	2014 Actual	2015 Actual	2016 Adopted Budget	2016 Amended Budget	2017 Executive Recommendation
3240 - Use of Money & Property	13,200	13,200	13,200	13,200	4,400
<b>Division Total</b>	<b>13,200</b>	<b>13,200</b>	<b>13,200</b>	<b>13,200</b>	<b>4,400</b>

Division 1202 Bldgs 50 Center St. - Trudy Resnick

**EXPENSES**

<u>Account</u>	2014 Actual	2015 Actual	2016 Adopted Budget	2016 Amended Budget	2017 Executive Recommendation
2300 - Other Equipment	-	1,451	6,100	6,638	5,000
4000 - Supplies	2,493	2,308	3,400	3,479	3,400
4200 - Building Maint & Repair	125,764	111,280	126,690	126,570	125,885
4690 - Maintenance	-	131	-	120	100
<b>Division Total</b>	<b>128,256</b>	<b>115,170</b>	<b>136,190</b>	<b>136,806</b>	<b>134,385</b>

**REVENUES**

<u>Account</u>	2014 Actual	2015 Actual	2016 Adopted Budget	2016 Amended Budget	2017 Executive Recommendation
3240 - Use of Money & Property	42,885	38,640	39,150	39,150	45,570
3600 - Intra-fund Revenues	1,845	-	-	-	-
<b>Division Total</b>	<b>44,730</b>	<b>38,640</b>	<b>39,150</b>	<b>39,150</b>	<b>45,570</b>

**GENERAL FUND**

Department 1620 Buildings

Division 1203 Bldgs 238 GH Lane - Emerg Serv/911

EXPENSES

<u>Account</u>	2014 <u>Actual</u>	2015 <u>Actual</u>	2016 <u>Adopted Budget</u>	2016 <u>Amended Budget</u>	2017 <u>Executive Recommendation</u>
2300 - Other Equipment	-	9,498	4,500	5,905	5,500
4000 - Supplies	-	569	-	2,222	650
4200 - Building Maint & Repair	44,797	36,031	43,035	45,470	42,785
<b>Division Total</b>	<b>44,797</b>	<b>46,098</b>	<b>47,535</b>	<b>53,597</b>	<b>48,935</b>

Division 1204 Bldgs 239 GH Lane - Mental Health

EXPENSES

<u>Account</u>	2014 <u>Actual</u>	2015 <u>Actual</u>	2016 <u>Adopted Budget</u>	2016 <u>Amended Budget</u>	2017 <u>Executive Recommendation</u>
2300 - Other Equipment	1,111	9,901	7,500	5,747	16,000
4000 - Supplies	10,935	10,882	11,600	12,005	11,350
4200 - Building Maint & Repair	260,389	228,473	261,720	264,030	246,820
4300 - Professional Services	-	100	-	-	-
4690 - Maintenance	1,503	1,110	1,500	1,500	1,500
<b>Division Total</b>	<b>273,939</b>	<b>250,466</b>	<b>282,320</b>	<b>283,282</b>	<b>275,670</b>

REVENUES

<u>Account</u>	2014 <u>Actual</u>	2015 <u>Actual</u>	2016 <u>Adopted Budget</u>	2016 <u>Amended Budget</u>	2017 <u>Executive Recommendation</u>
3240 - Use of Money & Property	67,802	67,437	68,480	68,480	68,480
<b>Division Total</b>	<b>67,802</b>	<b>67,437</b>	<b>68,480</b>	<b>68,480</b>	<b>68,480</b>

Division 1205 Bldgs 232 GH Lane - Safety (Former)

EXPENSES

<u>Account</u>	2014 <u>Actual</u>	2015 <u>Actual</u>	2016 <u>Adopted Budget</u>	2016 <u>Amended Budget</u>	2017 <u>Executive Recommendation</u>
4200 - Building Maint & Repair	863	649	1,065	1,065	1,065
<b>Division Total</b>	<b>863</b>	<b>649</b>	<b>1,065</b>	<b>1,065</b>	<b>1,065</b>

**GENERAL FUND**

Department 1620 Buildings  
 Division 1206 Bldgs 16 Lucas Ave - Family Court

**EXPENSES**

<u>Account</u>	2014 <u>Actual</u>	2015 <u>Actual</u>	2016 Adopted <u>Budget</u>	2016 Amended <u>Budget</u>	2017 Executive <u>Recommendation</u>
2300 - Other Equipment	-	-	550	550	-
4000 - Supplies	3,270	9,778	5,650	5,650	5,700
4200 - Building Maint & Repair	135,464	80,325	268,510	286,551	115,200
4300 - Professional Services	24,330	213	8,000	8,100	5,000
4570 - Leases/Rental	299,681	302,487	299,600	299,600	336,000
<b>Division Total</b>	<b>462,745</b>	<b>392,802</b>	<b>582,310</b>	<b>600,451</b>	<b>461,900</b>

**REVENUES**

<u>Account</u>	2014 <u>Actual</u>	2015 <u>Actual</u>	2016 Adopted <u>Budget</u>	2016 Amended <u>Budget</u>	2017 Executive <u>Recommendation</u>
3300 - State Aid	-	87,535	-	-	75,000
<b>Division Total</b>	<b>-</b>	<b>87,535</b>	<b>-</b>	<b>-</b>	<b>75,000</b>

Division 1207 Bldgs 125 Maxwell Lane - Cent Auto

**EXPENSES**

<u>Account</u>	2014 <u>Actual</u>	2015 <u>Actual</u>	2016 Adopted <u>Budget</u>	2016 Amended <u>Budget</u>	2017 Executive <u>Recommendation</u>
2300 - Other Equipment	-	2,720	-	-	-
4000 - Supplies	-	64	-	1,450	-
4200 - Building Maint & Repair	21,055	15,229	23,050	22,500	22,800
4570 - Leases/Rental	26,725	26,725	26,725	26,725	26,725
4690 - Maintenance	-	464	-	67	-
<b>Division Total</b>	<b>47,780</b>	<b>45,202</b>	<b>49,775</b>	<b>50,742</b>	<b>49,525</b>



**GENERAL FUND**

Department 1620 Buildings  
 Division 1208 Bldgs 63 GH Drive - Comm Corr

EXPENSES

<u>Account</u>	2014 <u>Actual</u>	2015 <u>Actual</u>	2016 <u>Adopted Budget</u>	2016 <u>Amended Budget</u>	2017 <u>Executive Recommendation</u>
4000 - Supplies	-	903	-	250	250
4200 - Building Maint & Repair	31,372	26,520	38,415	38,165	37,040
<b>Division Total</b>	<b>31,372</b>	<b>27,423</b>	<b>38,415</b>	<b>38,415</b>	<b>37,290</b>

Division 1209 Bldgs Golden Hill - Pump Houses

EXPENSES

<u>Account</u>	2014 <u>Actual</u>	2015 <u>Actual</u>	2016 <u>Adopted Budget</u>	2016 <u>Amended Budget</u>	2017 <u>Executive Recommendation</u>
4000 - Supplies	-	401	-	1,000	600
4200 - Building Maint & Repair	17,053	26,493	17,625	17,625	17,225
4300 - Professional Services	50,554	51,104	52,500	60,600	52,500
<b>Division Total</b>	<b>67,607</b>	<b>77,998</b>	<b>70,125</b>	<b>79,225</b>	<b>70,325</b>

REVENUES

<u>Account</u>	2014 <u>Actual</u>	2015 <u>Actual</u>	2016 <u>Adopted Budget</u>	2016 <u>Amended Budget</u>	2017 <u>Executive Recommendation</u>
3120 - Departmental Income	-	-	-	-	30,000
<b>Division Total</b>	<b>-</b>	<b>-</b>	<b>-</b>	<b>-</b>	<b>30,000</b>

**GENERAL FUND**

Department 1620 Buildings  
 Division 1210 Bldgs 1061 Development Ct - DSS

**EXPENSES**

<u>Account</u>	2014 <u>Actual</u>	2015 <u>Actual</u>	2016 <u>Adopted Budget</u>	2016 <u>Amended Budget</u>	2017 <u>Executive Recommendation</u>
2300 - Other Equipment	10,386	131,318	205,500	192,457	10,000
4000 - Supplies	6,910	9,666	8,300	9,522	11,250
4200 - Building Maint & Repair	76,986	94,321	247,000	257,719	139,400
4300 - Professional Services	-	-	-	4,950	-
4570 - Leases/Rental	-	-	-	200	250
4600 - Misc Contractual Expense	5,805	-	-	-	-
4690 - Maintenance	412	612	500	500	500
<b>Division Total</b>	<b>100,500</b>	<b>235,916</b>	<b>461,300</b>	<b>465,349</b>	<b>161,400</b>

**REVENUES**

<u>Account</u>	2014 <u>Actual</u>	2015 <u>Actual</u>	2016 <u>Adopted Budget</u>	2016 <u>Amended Budget</u>	2017 <u>Executive Recommendation</u>
3240 - Use of Money & Property	788,652	91,665	95,625	95,625	82,112
3600 - Intra-fund Revenues	186,962	11,282	-	-	-
<b>Division Total</b>	<b>975,613</b>	<b>102,947</b>	<b>95,625</b>	<b>95,625</b>	<b>82,112</b>

Division 1211 Bldgs 300 Foxhall - Records Mgmt

**EXPENSES**

<u>Account</u>	2014 <u>Actual</u>	2015 <u>Actual</u>	2016 <u>Adopted Budget</u>	2016 <u>Amended Budget</u>	2017 <u>Executive Recommendation</u>
2300 - Other Equipment	-	7,458	41,200	53,694	9,000
4000 - Supplies	3,641	3,389	3,150	3,150	3,150
4200 - Building Maint & Repair	113,994	105,725	119,877	119,797	118,350
4300 - Professional Services	-	-	-	540	-
4690 - Maintenance	241	37	300	300	300
<b>Division Total</b>	<b>117,875</b>	<b>116,609</b>	<b>164,527</b>	<b>177,481</b>	<b>130,800</b>

**GENERAL FUND**

Department 1620 Buildings  
 Division 1211 Bldgs 300 Foxhall - Records Mgmt

REVENUES

<u>Account</u>	2014 <u>Actual</u>	2015 <u>Actual</u>	2016 <u>Adopted Budget</u>	2016 <u>Amended Budget</u>	2017 <u>Executive Recommendation</u>
3300 - State Aid	-	5,933	-	-	12,000
<b>Division Total</b>	<b>-</b>	<b>5,933</b>	<b>-</b>	<b>-</b>	<b>12,000</b>

Division 1212 Bldgs 284 Wall St - Brd of Elec.

EXPENSES

<u>Account</u>	2014 <u>Actual</u>	2015 <u>Actual</u>	2016 <u>Adopted Budget</u>	2016 <u>Amended Budget</u>	2017 <u>Executive Recommendation</u>
4000 - Supplies	99	103	120	120	-
4200 - Building Maint & Repair	734	1,109	1,058	2,093	-
4570 - Leases/Rental	32,094	32,094	32,094	32,094	32,094
<b>Division Total</b>	<b>32,927</b>	<b>33,306</b>	<b>33,272</b>	<b>34,307</b>	<b>32,094</b>

Division 1214 Bldgs 733 Broadway - Probation

EXPENSES

<u>Account</u>	2014 <u>Actual</u>	2015 <u>Actual</u>	2016 <u>Adopted Budget</u>	2016 <u>Amended Budget</u>	2017 <u>Executive Recommendation</u>
2300 - Other Equipment	8,934	-	2,200	3,600	25,000
4000 - Supplies	529	1,289	3,750	3,758	2,500
4200 - Building Maint & Repair	87,775	71,006	81,506	87,165	86,197
4300 - Professional Services	-	-	-	1,125	-
4570 - Leases/Rental	-	-	-	-	20,700
4690 - Maintenance	117	93	250	250	250
<b>Division Total</b>	<b>97,355</b>	<b>72,389</b>	<b>87,706</b>	<b>95,898</b>	<b>134,647</b>

GENERAL FUND

Department 1620 Buildings  
 Division 1215 Bldgs 1 Danny Circle - UCAT

EXPENSES

<u>Account</u>	2014 Actual	2015 Actual	2016 Adopted Budget	2016 Amended Budget	2017 Executive Recommendation
2300 - Other Equipment	-	-	-	1,680	7,500
4000 - Supplies	2,311	5,725	3,750	3,750	5,000
4200 - Building Maint & Repair	99,393	98,127	100,330	100,330	92,730
4300 - Professional Services	-	100	-	-	-
4570 - Leases/Rental	-	-	-	150	200
4690 - Maintenance	1,051	23	800	800	800
 Division Total	 <u>102,755</u>	 <u>103,975</u>	 <u>104,880</u>	 <u>106,710</u>	 <u>106,230</u>

Division 1216 Bldgs 380 Blvd - Law Enfor. Center

EXPENSES

<u>Account</u>	2014 Actual	2015 Actual	2016 Adopted Budget	2016 Amended Budget	2017 Executive Recommendation
2300 - Other Equipment	2,926	19,339	51,900	55,903	54,100
4000 - Supplies	1,029	8,572	24,000	24,326	14,650
4200 - Building Maint & Repair	1,366,338	1,156,118	1,288,654	1,321,007	1,135,964
4300 - Professional Services	3,669	400	-	350	1,000
4570 - Leases/Rental	-	-	-	700	700
4690 - Maintenance	9,914	643	12,000	12,000	5,000
 Division Total	 <u>1,383,876</u>	 <u>1,185,071</u>	 <u>1,376,554</u>	 <u>1,414,286</u>	 <u>1,211,414</u>

**GENERAL FUND**

Department 1620 Buildings  
 Division 1218 Bldgs 67 Wurts St - Veterans House

**EXPENSES**

<u>Account</u>	2014 <u>Actual</u>	2015 <u>Actual</u>	2016 <u>Adopted Budget</u>	2016 <u>Amended Budget</u>	2017 <u>Executive Recommendation</u>
2300 - Other Equipment	3,383	-	-	8,750	-
4000 - Supplies	1,865	644	1,100	1,400	1,100
4200 - Building Maint & Repair	35,046	13,851	21,004	21,004	20,299
4670 - Communication Expenses	804	3,131	3,000	3,000	3,200
<b>Division Total</b>	<b>41,099</b>	<b>17,626</b>	<b>25,104</b>	<b>34,154</b>	<b>24,599</b>

**REVENUES**

<u>Account</u>	2014 <u>Actual</u>	2015 <u>Actual</u>	2016 <u>Adopted Budget</u>	2016 <u>Amended Budget</u>	2017 <u>Executive Recommendation</u>
3280 - Misc Local Sources	-	7,769	-	-	-
<b>Division Total</b>	<b>-</b>	<b>7,769</b>	<b>-</b>	<b>-</b>	<b>-</b>

Division 1219 Bldgs 94 Mary's Ave - STRIVE

**EXPENSES**

<u>Account</u>	2014 <u>Actual</u>	2015 <u>Actual</u>	2016 <u>Adopted Budget</u>	2016 <u>Amended Budget</u>	2017 <u>Executive Recommendation</u>
2300 - Other Equipment	-	67,812	10,000	13,870	-
4000 - Supplies	-	7,370	12,750	12,821	7,700
4200 - Building Maint & Repair	10,994	79,503	34,990	65,989	21,000
4300 - Professional Services	-	985	-	10,000	-
<b>Division Total</b>	<b>10,994</b>	<b>155,670</b>	<b>57,740</b>	<b>102,681</b>	<b>28,700</b>

**REVENUES**

<u>Account</u>	2014 <u>Actual</u>	2015 <u>Actual</u>	2016 <u>Adopted Budget</u>	2016 <u>Amended Budget</u>	2017 <u>Executive Recommendation</u>
3240 - Use of Money & Property	-	79,326	204,000	204,000	206,600
<b>Division Total</b>	<b>-</b>	<b>79,326</b>	<b>204,000</b>	<b>204,000</b>	<b>206,600</b>

**GENERAL FUND**

Department 1620 Buildings  
 Division 1220 Bldgs 280 Wall St - Pub Defender

EXPENSES

<u>Account</u>	2014 Actual	2015 Actual	2016 Adopted Budget	2016 Amended Budget	2017 Executive Recommendation
4000 - Supplies	-	1,098	250	250	250
4200 - Building Maint & Repair	-	209	810	810	10
4570 - Leases/Rental	-	9,450	56,700	56,700	56,700
<b>Division Total</b>	<b>-</b>	<b>10,756</b>	<b>57,760</b>	<b>57,760</b>	<b>56,960</b>
<b>Department Expense Total</b>	<b>8,377,965</b>	<b>8,197,048</b>	<b>9,686,543</b>	<b>9,932,430</b>	<b>8,992,098</b>
<b>Department Revenue Total</b>	<b>1,339,429</b>	<b>591,303</b>	<b>1,137,803</b>	<b>1,137,803</b>	<b>1,710,010</b>

**DEPARTMENT POSITION SUMMARY**

<u>Title</u>	<u># of Positions</u>	<u>Total Salary</u>
BLDG MAINTENANCE SPECIALIST	25	1,138,502
BUILDING MAINTENANCE WORKER I	2	80,352
BUILDING TRADES WORKER CLEANER	1	44,866
	9	333,044
ELECTRICAL CONST & MTCE SUPV	2	104,395
HEAD CLEANER	3	123,450
HEATING PLUMB A/C SPEC	1	45,359
MAINTENANCE AND CONSTRUCT SUPV	6	306,926
MAINTENANCE COORDINATOR	1	64,992
PROJECTS MANAGER II	1	66,936
SR BLDNG MTCE SPEC	2	105,360
SR LAND MANAGER	1	49,158
SR PROJECTS MANAGER	1	75,876
<b>Total Benefited Positions</b>	<b>55</b>	<b>2,539,216</b>

**GENERAL FUND**

Department 1640 Central Garage  
 Division 1260 Central Auto

**EXPENSES**

<u>Account</u>	2014 Actual	2015 Actual	2016 Adopted Budget	2016 Amended Budget	2017 Executive Recommendation
1300 - Regular Pay	235,524	220,463	255,984	255,984	257,805
1400 - Part Time Pay	-	-	16,500	16,500	16,315
1410 - Overtime Pay	6,445	4,930	6,000	6,000	6,000
1420 - Contractual Pays	1,500	3,000	3,000	3,000	3,000
2100 - Vehicles	175,227	110,127	-	43,396	-
2200 - Computer Equipment	1,563	2,808	3,708	3,708	3,708
2300 - Other Equipment	6,492	5,999	14,842	14,842	-
4000 - Supplies	168,858	194,308	174,700	174,400	204,200
4200 - Building Maint & Repair	177	204	240	240	240
4570 - Leases/Rental	983	2,499	1,500	1,500	2,500
4580 - Conference Expenses	-	203	-	-	-
4590 - Travel	360	485	400	700	500
4600 - Misc Contractual Expense	20	-	-	-	-
4690 - Maintenance	35,827	64,250	49,000	49,000	59,000
8000 - Retirement	47,379	38,685	44,289	44,289	42,733
8010 - Social Security/FICA	18,415	17,093	21,533	21,533	21,659
8020 - Health Insurance	39,674	32,774	71,419	71,419	88,029
8060 - Employee Payments	500	375	500	625	625
<b>Division Total</b>	<b>738,945</b>	<b>698,203</b>	<b>663,615</b>	<b>707,136</b>	<b>706,314</b>

**REVENUES**

<u>Account</u>	2014 Actual	2015 Actual	2016 Adopted Budget	2016 Amended Budget	2017 Executive Recommendation
3120 - Departmental Income	17,909	532	-	-	500
3200 - Intergovernmental Charges	-	7,159	15,000	15,000	7,200
3270 - Sale of Property	10,707	14,887	10,000	10,000	86,000
3600 - Intra-fund Revenues	249,949	267,575	250,000	250,000	250,000
<b>Division Total</b>	<b>278,564</b>	<b>290,153</b>	<b>275,000</b>	<b>275,000</b>	<b>343,700</b>
<b>Department Expense Total</b>	<b>738,945</b>	<b>698,203</b>	<b>663,615</b>	<b>707,136</b>	<b>706,314</b>
<b>Department Revenue Total</b>	<b>278,564</b>	<b>290,153</b>	<b>275,000</b>	<b>275,000</b>	<b>343,700</b>

**DEPARTMENT POSITION SUMMARY**

<u>Title</u>	<u># of Positions</u>	<u>Total Salary</u>
AUTOMOTIVE MECHANIC II	4	189,246
DEP COMM DPW FLEET	1	68,559
<b>Total Benefited Positions</b>	<b>5</b>	<b>257,805</b>

GENERAL FUND

Department 1680 Central Data Processing  
 Division 1291 Information Services Admin

EXPENSES

<u>Account</u>	2014 <u>Actual</u>	2015 <u>Actual</u>	2016 <u>Adopted Budget</u>	2016 <u>Amended Budget</u>	2017 <u>Executive Recommendation</u>
1300 - Regular Pay	1,757,638	1,749,541	2,159,147	2,159,147	1,998,601
1400 - Part Time Pay	-	-	2,800	2,800	-
1410 - Overtime Pay	23,949	6,993	12,000	12,000	9,000
1420 - Contractual Pays	43,090	41,829	43,000	43,000	49,000
2000 - Office Equipment	-	5,970	-	100	-
2200 - Computer Equipment	430,847	332,939	927,455	1,225,032	966,158
4000 - Supplies	38,730	60,881	59,000	63,267	57,500
4300 - Professional Services	294,138	280,295	403,217	441,413	399,667
4570 - Leases/Rental	108,237	201,372	167,200	179,200	200,616
4580 - Conference Expenses	5,740	2,273	2,575	2,575	1,900
4590 - Travel	851	1,775	2,355	2,355	1,200
4600 - Misc Contractual Expense	153,329	202,807	407,402	407,402	473,845
4670 - Communication Expenses	-	1,102,864	1,002,469	1,002,469	840,452
4690 - Maintenance	775,176	1,273,368	1,117,982	1,194,088	1,034,970
8000 - Retirement	401,473	363,153	373,564	373,564	329,399
8010 - Social Security/FICA	136,495	132,959	169,597	169,597	157,177
8020 - Health Insurance	512,654	471,447	471,368	471,368	528,179
<b>Division Total</b>	<b>4,682,349</b>	<b>6,230,466</b>	<b>7,321,131</b>	<b>7,749,377</b>	<b>7,047,664</b>

REVENUES

<u>Account</u>	2014 <u>Actual</u>	2015 <u>Actual</u>	2016 <u>Adopted Budget</u>	2016 <u>Amended Budget</u>	2017 <u>Executive Recommendation</u>
3120 - Departmental Income	11,548	11,638	11,380	11,380	11,000
3200 - Intergovernmental Charges	35,352	36,172	34,450	34,450	40,000
3270 - Sale of Property	-	60,072	-	-	-
3290 - Interfund Revenues	-	5,656	-	-	4,000
3300 - State Aid	7,867	-	-	-	-
3600 - Intra-fund Revenues	358,598	149,844	34,800	34,800	66,000
<b>Division Total</b>	<b>413,365</b>	<b>263,381</b>	<b>80,630</b>	<b>80,630</b>	<b>121,000</b>



**GENERAL FUND**

Department 1680 Central Data Processing

Division 1292 Cent. Telephone

EXPENSES

<u>Account</u>	2014 Actual	2015 Actual	2016 Adopted Budget	2016 Amended Budget	2017 Executive Recommendation
1300 - Regular Pay	150,874	133,658	-	-	-
1400 - Part Time Pay	3,726	11,750	-	-	-
1410 - Overtime Pay	964	173	-	-	-
1420 - Contractual Pays	-	-	-	-	-
4000 - Supplies	7,348	-	-	-	-
4300 - Professional Services	278	23	-	-	-
4670 - Communication Expenses	1,240,873	-	-	-	-
8010 - Social Security/FICA	11,561	10,948	-	-	-
<b>Division Total</b>	<b>1,415,624</b>	<b>156,553</b>	<b>-</b>	<b>-</b>	<b>-</b>

REVENUES

<u>Account</u>	2014 Actual	2015 Actual	2016 Adopted Budget	2016 Amended Budget	2017 Executive Recommendation
3120 - Departmental Income	1,215	37	-	-	-
3600 - Intra-fund Revenues	164,909	-	-	-	-
<b>Division Total</b>	<b>166,124</b>	<b>37</b>	<b>-</b>	<b>-</b>	<b>-</b>

Division 1293 GIS

EXPENSES

<u>Account</u>	2014 Actual	2015 Actual	2016 Adopted Budget	2016 Amended Budget	2017 Executive Recommendation
1300 - Regular Pay	143,103	146,117	-	-	-
4000 - Supplies	66	-	-	-	-
4690 - Maintenance	28,111	-	-	-	-
8010 - Social Security/FICA	10,635	11,048	-	-	-
<b>Division Total</b>	<b>181,915</b>	<b>157,166</b>	<b>-</b>	<b>-</b>	<b>-</b>

GENERAL FUND

Department 1680 Central Data Processing  
Division 1293 GIS

REVENUES

<u>Account</u>	2014 <u>Actual</u>	2015 <u>Actual</u>	2016 <u>Adopted Budget</u>	2016 <u>Amended Budget</u>	2017 <u>Executive Recommendation</u>
3120 - Departmental Income	155	-	-	-	-
<b>Division Total</b>	<b>155</b>	<b>-</b>	<b>-</b>	<b>-</b>	<b>-</b>
<b>Department Expense Total</b>	<b>6,279,888</b>	<b>6,544,185</b>	<b>7,321,131</b>	<b>7,749,377</b>	<b>7,047,664</b>
<b>Department Revenue Total</b>	<b>579,644</b>	<b>263,418</b>	<b>80,630</b>	<b>80,630</b>	<b>121,000</b>

DEPARTMENT POSITION SUMMARY

<u>Title</u>	<u># of Positions</u>	<u>Total Salary</u>
ACCOUNT CLERK	1	36,655
AST DIR IS APP DEVELOPMENT	1	89,489
AST DIR IS OPERATIONS	1	89,489
AST DIR IS TECHNICAL SUPPORT	1	94,731
COMPUTER APPLIC PROG/ANALYST	5	374,213
COMPUTER OPERATOR	3	146,601
CUSTOMER SUPPORT REPRESENT	1	59,524
DIR INFORMATION SERVICES	1	107,926
HELP DESK TECHNICIAN	1	55,198
MACHINE OPERATOR	1	39,876
NETWRK ADM	1	65,975
PRINCIPAL ACCOUNT CLERK	1	43,571
PRINCIPAL MACHINE OPERATOR	1	51,779
SR TECHNOLOGY SUPERVISOR	1	65,920
SYSTEMS ANALYST	3	241,823
TECHNICAL ASSET COORDINATOR	1	47,154
TECHNICAL SUPPORT TECH I	4	235,315
TECHNOLOGY TEAM LEADER	1	81,143
TELECOMM SYSTEMS COORD II	1	72,218
<b>Total Benefited Positions</b>	<b>30</b>	<b>1,998,600</b>

**GENERAL FUND**

Department 1910 Unallocated Insurance

Division 1301 Unallocated Insurance

**EXPENSES**

<u>Account</u>	2014	2015	2016	2016	2017
	<u>Actual</u>	<u>Actual</u>	<u>Adopted Budget</u>	<u>Amended Budget</u>	<u>Executive Recommendation</u>
1300 - Regular Pay	62,859	64,111	65,388	65,388	65,138
1420 - Contractual Pays	5,500	5,500	5,500	5,500	6,500
4000 - Supplies	401	239	500	500	300
4510 - Insurance	4,247,883	4,376,123	1,742,000	1,742,000	2,005,000
8000 - Retirement	13,155	12,107	11,313	11,313	11,474
8010 - Social Security/FICA	5,018	4,896	5,423	5,423	5,480
8020 - Health Insurance	19,988	16,953	14,284	14,284	17,605
8100 - Insurance	-	-	3,268,798	3,268,798	3,215,411
<b>Division Total</b>	<b>4,354,804</b>	<b>4,479,930</b>	<b>5,113,206</b>	<b>5,113,206</b>	<b>5,326,908</b>

**REVENUES**

<u>Account</u>	2014	2015	2016	2016	2017
	<u>Actual</u>	<u>Actual</u>	<u>Adopted Budget</u>	<u>Amended Budget</u>	<u>Executive Recommendation</u>
3270 - Sale of Property	137,433	132,598	130,000	130,000	130,000
3280 - Misc Local Sources	6,017	2,887	100	100	100
3600 - Intra-fund Revenues	860,601	146,387	750,000	750,000	150,000
<b>Division Total</b>	<b>1,004,051</b>	<b>281,872</b>	<b>880,100</b>	<b>880,100</b>	<b>280,100</b>

**Department Expense Total                    4,354,804            4,479,930            5,113,206            5,113,206            5,326,908**

**Department Revenue Total                    1,004,051            281,872            880,100            880,100            280,100**

**DEPARTMENT POSITION SUMMARY**

<u>Title</u>	<u># of Positions</u>	<u>Total Salary</u>
DEP INSURANCE OFFICER	1	65,138
<b>Total Benefited Positions</b>	<b>1</b>	<b>65,138</b>

GENERAL FUND

Department 1920 Municipal Association Dues

Division 1311 Municipal Assoc. Dues

EXPENSES

<u>Account</u>	<u>2014 Actual</u>	<u>2015 Actual</u>	<u>2016 Adopted Budget</u>	<u>2016 Amended Budget</u>	<u>2017 Executive Recommendation</u>
4600 - Misc Contractual Expense	32,051	32,619	33,605	33,605	34,208
Division Total	<u>32,051</u>	<u>32,619</u>	<u>33,605</u>	<u>33,605</u>	<u>34,208</u>
<b>Department Expense Total</b>	32,051	32,619	33,605	33,605	34,208

GENERAL FUND

Department 1985 Distribution of Sales Tax

Division 1325 Distribution of Sales Tax

EXPENSES

<u>Account</u>	<u>2014 Actual</u>	<u>2015 Actual</u>	<u>2016 Adopted Budget</u>	<u>2016 Amended Budget</u>	<u>2017 Executive Recommendation</u>
4920 - Distribution of Sales Tax	15,176,161	15,658,313	15,945,076	15,945,076	16,506,328
Division Total	<u>15,176,161</u>	<u>15,658,313</u>	<u>15,945,076</u>	<u>15,945,076</u>	<u>16,506,328</u>

REVENUES

<u>Account</u>	<u>2014 Actual</u>	<u>2015 Actual</u>	<u>2016 Adopted Budget</u>	<u>2016 Amended Budget</u>	<u>2017 Executive Recommendation</u>
3100 - Non-Property Tax Items	104,667,661	107,996,028	109,966,041	109,966,041	111,672,331
Division Total	<u>104,667,661</u>	<u>107,996,028</u>	<u>109,966,041</u>	<u>109,966,041</u>	<u>111,672,331</u>

**Department Expense Total                    15,176,161       15,658,313       15,945,076       15,945,076       16,506,328**

**Department Revenue Total                104,667,661      107,996,028      109,966,041      109,966,041      111,672,331**

GENERAL FUND

Department 1990 Contingent Account  
Division 1331 Contingent Account

EXPENSES

<u>Account</u>	<u>2014 Actual</u>	<u>2015 Actual</u>	<u>2016 Adopted Budget</u>	<u>2016 Amended Budget</u>	<u>2017 Executive Recommendation</u>
4600 - Misc Contractual Expense	-	-	856,000	832,102	750,000
Division Total	-	-	856,000	832,102	750,000
<b>Department Expense Total</b>	-	-	<b>856,000</b>	<b>832,102</b>	<b>750,000</b>

GENERAL FUND

Department 2490 Community College Tuition

Division 1700 Community College Tuition

EXPENSES

<u>Account</u>	<u>2014 Actual</u>	<u>2015 Actual</u>	<u>2016 Adopted Budget</u>	<u>2016 Amended Budget</u>	<u>2017 Executive Recommendation</u>
4600 - Misc Contractual Expense	3,506,547	3,195,665	3,650,000	3,650,000	3,300,000
Division Total	<u>3,506,547</u>	<u>3,195,665</u>	<u>3,650,000</u>	<u>3,650,000</u>	<u>3,300,000</u>

REVENUES

<u>Account</u>	<u>2014 Actual</u>	<u>2015 Actual</u>	<u>2016 Adopted Budget</u>	<u>2016 Amended Budget</u>	<u>2017 Executive Recommendation</u>
3200 - Intergovernmental Charges	82,933	78,215	85,000	85,000	80,000
Division Total	<u>82,933</u>	<u>78,215</u>	<u>85,000</u>	<u>85,000</u>	<u>80,000</u>

**Department Expense Total**                      **3,506,547**      **3,195,665**      **3,650,000**      **3,650,000**      **3,300,000**

**Department Revenue Total**                      **82,933**      **78,215**      **85,000**      **85,000**      **80,000**

GENERAL FUND

Department 2495 Contribution to Community College  
Division 1750 Contribution to Comm College

EXPENSES

<u>Account</u>	<u>2014 Actual</u>	<u>2015 Actual</u>	<u>2016 Adopted Budget</u>	<u>2016 Amended Budget</u>	<u>2017 Executive Recommendation</u>
4600 - Misc Contractual Expense	6,280,863	6,280,863	6,400,863	6,400,863	6,400,863
Division Total	<u>6,280,863</u>	<u>6,280,863</u>	<u>6,400,863</u>	<u>6,400,863</u>	<u>6,400,863</u>
<b>Department Expense Total</b>	<b>6,280,863</b>	<b>6,280,863</b>	<b>6,400,863</b>	<b>6,400,863</b>	<b>6,400,863</b>



GENERAL FUND

Department 2980 Other Educational Activities  
 Division 1760 Handicapped Education Program

EXPENSES

<u>Account</u>	2014 Actual	2015 Actual	2016 Adopted Budget	2016 Amended Budget	2017 Executive Recommendation
4300 - Professional Services	7,656	9,198	10,000	10,000	10,000
<b>Division Total</b>	<b>7,656</b>	<b>9,198</b>	<b>10,000</b>	<b>10,000</b>	<b>10,000</b>

REVENUES

<u>Account</u>	2014 Actual	2015 Actual	2016 Adopted Budget	2016 Amended Budget	2017 Executive Recommendation
3260 - Fines & Forfeitures	7,225	5,276	10,000	10,000	10,000
<b>Division Total</b>	<b>7,225</b>	<b>5,276</b>	<b>10,000</b>	<b>10,000</b>	<b>10,000</b>

<b>Department Expense Total</b>	<b>7,656</b>	<b>9,198</b>	<b>10,000</b>	<b>10,000</b>	<b>10,000</b>
<b>Department Revenue Total</b>	<b>7,225</b>	<b>5,276</b>	<b>10,000</b>	<b>10,000</b>	<b>10,000</b>

**GENERAL FUND**

Department 3020 Public Safety Communication (911)

Division 1800 Emergency Communications

**EXPENSES**

<u>Account</u>	2014 <u>Actual</u>	2015 <u>Actual</u>	2016 <u>Adopted Budget</u>	2016 <u>Amended Budget</u>	2017 <u>Executive Recommendation</u>
1300 - Regular Pay	1,262,183	1,269,047	1,373,933	1,373,933	1,370,359
1400 - Part Time Pay	19,499	34,513	49,152	49,152	57,504
1410 - Overtime Pay	147,423	273,002	171,600	171,600	174,720
1420 - Contractual Pays	153,966	144,502	157,179	157,179	159,528
2000 - Office Equipment	2,893	507	3,300	3,300	3,300
2300 - Other Equipment	1,249,680	410,274	478,465	916,267	400,435
4000 - Supplies	3,911	8,782	14,440	23,359	16,940
4200 - Building Maint & Repair	-	-	1,900	1,700	1,900
4300 - Professional Services	17,376	122,207	84,427	134,514	85,957
4570 - Leases/Rental	-	128,783	149,878	149,878	139,524
4580 - Conference Expenses	2,432	3,797	4,140	5,140	5,190
4590 - Travel	395	270	690	690	690
4600 - Misc Contractual Expense	458,722	3,513	2,415	75,814	78,145
4670 - Communication Expenses	4,724	168,619	204,792	204,792	194,542
4690 - Maintenance	-	144,692	180,410	185,396	176,065
8000 - Retirement	296,471	288,938	237,710	237,710	273,019
8010 - Social Security/FICA	116,789	127,523	134,018	134,018	134,800
8020 - Health Insurance	335,944	368,743	371,381	390,892	457,755
<b>Division Total</b>	<b>4,072,408</b>	<b>3,497,714</b>	<b>3,619,830</b>	<b>4,215,334</b>	<b>3,730,373</b>

**REVENUES**

<u>Account</u>	2014 <u>Actual</u>	2015 <u>Actual</u>	2016 <u>Adopted Budget</u>	2016 <u>Amended Budget</u>	2017 <u>Executive Recommendation</u>
3100 - Non-Property Tax Items	633,037	688,810	650,000	650,000	694,000
3200 - Intergovernmental Charges	-	75,000	75,000	75,000	75,000
3240 - Use of Money & Property	42,864	34,720	71,120	71,120	84,284
3270 - Sale of Property	313	160	250	250	250
3280 - Misc Local Sources	76,672	75,000	-	-	-
3300 - State Aid	1,507,731	222,952	-	154,511	155,000
3400 - Federal Aid	-	535,782	461,465	662,325	328,360
<b>Division Total</b>	<b>2,260,617</b>	<b>1,632,425</b>	<b>1,257,835</b>	<b>1,613,206</b>	<b>1,336,894</b>

**Department Expense Total** **4,072,408**    **3,497,714**    **3,619,830**    **4,215,334**    **3,730,373**

**Department Revenue Total** **2,260,617**    **1,632,425**    **1,257,835**    **1,613,206**    **1,336,894**

GENERAL FUND

Department 3020 Public Safety Communication (911)

Division 1800 Emergency Communications

DEPARTMENT POSITION SUMMARY

<u>Title</u>	<u># of Positions</u>	<u>Total Salary</u>
CONF SEC EMERG COMM/EMERG MGMT	1	51,925
DEP DIR EMERG COMM/EMERG MGMT	1	65,125
DIR EMERG COMM/EMERG MGMT	1	94,765
EMERGENCY SERVICES DISP I	18	890,391
EMERGENCY SERVICES DISP II	5	268,152
Total Benefited Positions	<u>26</u>	<u>1,370,358</u>

GENERAL FUND

Department 3110 Sheriff  
 Division 1810 Sheriff Administration

EXPENSES

<u>Account</u>	<u>2014 Actual</u>	<u>2015 Actual</u>	<u>2016 Adopted Budget</u>	<u>2016 Amended Budget</u>	<u>2017 Dept Request</u>	<u>2017 Executive Recommendation</u>
1300 - Regular Pay	436,004	453,241	512,623	512,623	534,110	534,110
1400 - Part Time Pay	-	24,705	-	-	-	-
1410 - Overtime Pay	75	415	3,000	3,000	3,000	3,000
1420 - Contractual Pays	9,102	8,368	10,000	10,000	10,000	10,000
4000 - Supplies	3,160	1,528	3,000	2,490	3,000	3,000
4570 - Leases/Rental	-	738	3,000	3,000	3,955	3,955
4580 - Conference Expenses	-	835	1,500	1,500	1,600	1,600
4590 - Travel	195	195	600	600	600	600
4600 - Misc Contractual Expense	400	498	606	1,116	1,116	1,116
4690 - Maintenance	2,264	2,582	3,000	3,000	3,781	3,781
8000 - Retirement	1,055,860	1,149,165	834,862	840,285	-	954,485
8010 - Social Security/FICA	32,575	41,206	40,210	40,210	-	41,854
8020 - Health Insurance	1,101,440	1,102,541	1,071,503	1,079,360	-	1,355,661
8060 - Employee Payments	1,383	1,512	1,425	1,425	1,425	1,425
<b>Division Total</b>	<b>2,642,458</b>	<b>2,787,528</b>	<b>2,485,329</b>	<b>2,498,609</b>	<b>562,587</b>	<b>2,914,587</b>

**GENERAL FUND**

Department 3110 Sheriff  
Division 1811 Criminal

**EXPENSES**

<u>Account</u>	2014 Actual	2015 Actual	2016 Adopted Budget	2016 Amended Budget	2017 Dept Request	2017 Executive Recommendation
1300 - Regular Pay	2,783,720	2,912,024	3,281,383	3,313,915	3,403,696	3,360,348
1400 - Part Time Pay	239,778	235,602	417,000	357,000	348,858	348,858
1410 - Overtime Pay	409,109	406,349	345,000	345,000	405,000	405,000
1420 - Contractual Pays	227,519	228,438	256,500	256,500	285,811	239,950
2000 - Office Equipment	1,935	-	1,500	1,500	-	-
2100 - Vehicles	215,313	135,419	-	-	-	-
2200 - Computer Equipment	16,193	147,919	222,180	393,644	171,020	153,520
2300 - Other Equipment	19,084	41,058	49,095	137,547	17,620	17,620
4000 - Supplies	361,677	244,212	375,255	292,356	335,337	335,337
4200 - Building Maint & Repair	16,969	16,255	20,320	20,020	4,200	4,200
4300 - Professional Services	114,656	39,234	4,500	24,970	7,400	7,400
4570 - Leases/Rental	6,600	7,654	11,066	11,066	21,216	14,216
4580 - Conference Expenses	7,260	11,467	15,595	15,595	18,840	16,215
4590 - Travel	32	741	1,000	1,000	1,000	1,000
4600 - Misc Contractual Expense	32,500	6,903	9,920	10,220	8,350	8,350
4670 - Communication Expenses	69,158	173,755	200,400	200,400	194,400	194,400
4690 - Maintenance	238,963	315,688	366,335	377,602	385,529	364,529
8010 - Social Security/FICA	284,654	280,779	328,941	331,430	-	333,093
8060 - Employee Payments	32,348	33,795	35,725	35,700	40,375	40,375
<b>Division Total</b>	<b>5,077,471</b>	<b>5,237,295</b>	<b>5,941,715</b>	<b>6,125,466</b>	<b>5,648,652</b>	<b>5,844,411</b>

**REVENUES**

<u>Account</u>	2014 Actual	2015 Actual	2016 Adopted Budget	2016 Amended Budget	2017 Dept Request	2017 Executive Recommendation
3120 - Departmental Income	-	13,726	-	-	-	-
3200 - Intergovernmental Charges	-	-	35,000	35,000	-	-
3270 - Sale of Property	-	7,368	-	-	35,000	35,000
3280 - Misc Local Sources	46,599	21,499	15,000	15,000	15,000	15,000
3300 - State Aid	55,158	80,948	37,250	37,250	59,250	59,250
3400 - Federal Aid	27,535	16,742	28,000	163,000	5,000	5,000
3600 - Intra-fund Revenues	9,284	40,886	-	-	-	-
<b>Division Total</b>	<b>138,576</b>	<b>181,169</b>	<b>115,250</b>	<b>250,250</b>	<b>114,250</b>	<b>114,250</b>

**GENERAL FUND**

Department 3110 Sheriff  
Division 1812 Special Programs

**EXPENSES**

<u>Account</u>	2014 Actual	2015 Actual	2016 Adopted Budget	2016 Amended Budget	2017 Dept Request	2017 Executive Recommendation
1300 - Regular Pay	173,135	215,130	220,472	220,472	350,251	350,252
1400 - Part Time Pay	25,498	25,214	21,235	31,235	24,794	24,794
1410 - Overtime Pay	30,948	33,978	61,000	51,000	62,830	62,830
1420 - Contractual Pays	9,570	8,357	23,500	23,500	24,115	24,115
2300 - Other Equipment	101,810	9,553	17,300	9,800	10,800	10,800
4000 - Supplies	6,745	7,090	10,600	36,655	18,500	18,500
4300 - Professional Services	24,098	18,339	15,900	16,020	15,500	15,500
4580 - Conference Expenses	-	875	1,625	2,850	5,000	5,000
4590 - Travel	40	-	250	350	250	250
4670 - Communication Expenses	-	902	1,080	1,080	1,000	1,000
8010 - Social Security/FICA	20,149	21,556	24,955	24,955	-	35,342
8060 - Employee Payments	1,794	2,338	4,275	4,275	3,625	3,625
<b>Division Total</b>	<b>393,787</b>	<b>343,330</b>	<b>402,192</b>	<b>422,192</b>	<b>516,665</b>	<b>552,008</b>

**REVENUES**

<u>Account</u>	2014 Actual	2015 Actual	2016 Adopted Budget	2016 Amended Budget	2017 Dept Request	2017 Executive Recommendation
3200 - Intergovernmental Charges	79,958	117,766	122,426	170,727	216,468	216,468
3300 - State Aid	-	15,530	-	20,000	4,500	4,500
3400 - Federal Aid	97,642	-	7,500	7,500	-	-
3600 - Intra-fund Revenues	59,300	50,741	43,000	43,000	43,000	43,000
<b>Division Total</b>	<b>236,900</b>	<b>184,037</b>	<b>172,926</b>	<b>241,227</b>	<b>263,968</b>	<b>263,968</b>

**GENERAL FUND**

Department 3110 Sheriff  
 Division 1815 County Building Security

**EXPENSES**

<u>Account</u>	2014 Actual	2015 Actual	2016 Adopted Budget	2016 Amended Budget	2017 Dept Request	2017 Executive Recommendation
1300 - Regular Pay	521,058	528,240	561,314	561,314	550,365	550,365
1400 - Part Time Pay	173,257	175,980	195,000	195,000	209,696	209,696
1410 - Overtime Pay	68,079	73,053	96,000	141,000	98,880	98,880
1420 - Contractual Pays	6,100	7,760	19,300	19,300	19,879	19,879
4000 - Supplies	4,773	957	5,500	5,500	5,500	5,500
4590 - Travel	35	-	200	200	200	200
4600 - Misc Contractual Expense	235	100	500	500	500	500
4670 - Communication Expenses	-	575	1,000	1,000	1,000	1,000
8010 - Social Security/FICA	58,777	59,809	66,678	66,678	-	67,230
8060 - Employee Payments	4,800	5,078	4,800	4,825	4,800	4,800
<b>Division Total</b>	<b>837,114</b>	<b>851,552</b>	<b>950,292</b>	<b>995,317</b>	<b>890,820</b>	<b>958,050</b>

**REVENUES**

<u>Account</u>	2014 Actual	2015 Actual	2016 Adopted Budget	2016 Amended Budget	2017 Dept Request	2017 Executive Recommendation
3120 - Departmental Income	204,489	-	-	-	-	-
3600 - Intra-fund Revenues	189,667	405,658	430,000	430,000	475,790	475,790
<b>Division Total</b>	<b>394,156</b>	<b>405,658</b>	<b>430,000</b>	<b>430,000</b>	<b>475,790</b>	<b>475,790</b>

**GENERAL FUND**

Department 3110 Sheriff  
Division 1817 Civil Division

**EXPENSES**

<u>Account</u>	2014 Actual	2015 Actual	2016 Adopted Budget	2016 Amended Budget	2017 Dept Request	2017 Executive Recommendation
1300 - Regular Pay	229,616	238,613	244,680	244,680	290,748	247,527
1400 - Part Time Pay	16,641	17,341	15,880	15,880	15,819	15,819
1410 - Overtime Pay	-	-	1,500	1,500	1,500	1,500
1420 - Contractual Pays	-	-	1,500	1,500	1,500	1,500
2000 - Office Equipment	-	7,495	-	-	-	-
2200 - Computer Equipment	-	7,280	40,000	125,605	-	-
2300 - Other Equipment	-	7,514	-	-	-	-
4000 - Supplies	8,321	11,105	12,000	11,000	12,000	12,000
4300 - Professional Services	-	-	5,000	5,000	-	-
4570 - Leases/Rental	-	489	2,000	2,000	2,958	2,958
4580 - Conference Expenses	-	2,409	3,850	3,700	4,750	4,750
4590 - Travel	-	-	-	150	200	200
4600 - Misc Contractual Expense	619	30,507	30,550	31,550	39,050	39,050
4670 - Communication Expenses	-	584	2,400	2,400	2,400	2,400
4690 - Maintenance	2,525	5,358	21,860	21,860	17,192	17,192
8010 - Social Security/FICA	18,299	19,081	20,162	20,162	-	20,375
<b>Division Total</b>	<b>276,021</b>	<b>347,777</b>	<b>401,382</b>	<b>486,987</b>	<b>388,117</b>	<b>365,271</b>

**REVENUES**

<u>Account</u>	2014 Actual	2015 Actual	2016 Adopted Budget	2016 Amended Budget	2017 Dept Request	2017 Executive Recommendation
3120 - Departmental Income	239,098	265,620	252,000	252,000	265,000	265,000
3250 - Licenses and Permits	25,607	33,698	36,000	36,000	45,000	45,000
<b>Division Total</b>	<b>264,705</b>	<b>299,318</b>	<b>288,000</b>	<b>288,000</b>	<b>310,000</b>	<b>310,000</b>

Division 1830 Employee Contract Settlement

**EXPENSES**

<u>Account</u>	2014 Actual	2015 Actual	2016 Adopted Budget	2016 Amended Budget	2017 Dept Request	2017 Executive Recommendation
1420 - Contractual Pays	175,642	1,079,027	-	-	-	-
<b>Division Total</b>	<b>175,642</b>	<b>1,079,027</b>	<b>-</b>	<b>-</b>	<b>-</b>	<b>-</b>

<b>Department Expense Total</b>	<b>9,402,492</b>	<b>10,646,508</b>	<b>10,180,910</b>	<b>10,528,571</b>	<b>8,006,841</b>	<b>10,634,327</b>
<b>Department Revenue Total</b>	<b>1,034,338</b>	<b>1,070,182</b>	<b>1,006,176</b>	<b>1,209,477</b>	<b>1,164,008</b>	<b>1,164,008</b>



GENERAL FUND

Department 3110 Sheriff

DEPARTMENT POSITION SUMMARY

<u>Title</u>	<u># of Positions</u>	<u>Total Salary</u>
ADMINISTRATIVE ASSISTANT/TYP	1	63,419
CHIEF CIVIL ADMINISTRATOR	1	63,523
CONF SECRETARY TO SHERIFF	1	54,746
DATABASE CLERK/TYPIST	1	33,862
DEP SHER DETECTIVE SERGEANT	1	84,914
DEP SHERIFF	34	2,103,839
DEP SHERIFF - CAPTAIN	1	108,115
DEP SHERIFF - SERGEANT	8	646,628
DEP SHERIFF-DETECTIVE	6	424,990
DEP SHERIFF-FIRST SERGEANT	1	84,989
DEP SHERIFF-LIEUTENANT	3	291,229
EMERGENCY SERVICES DISPATCHER	3	180,888
IT SPEC	1	58,094
PISTOL PERMIT EXAMINER	1	53,082
RECEPTIONIST W/TYPING	1	47,258
SECURITY GUARD	6	279,400
SHERIFF	1	101,712
SHERIFF'S FISCAL ASSISTANT I	2	95,983
SHERIFF'S FISCAL ASSISTANT II	1	49,802
SHERIFF'S FISCAL ASSISTANT III	1	60,753
SR SECURITY GUARD	1	55,973
UNDERSHERIFF	1	99,403
 Total Benefited Positions	 <u>77</u>	 <u>5,042,602</u>

GENERAL FUND

Department 3140 Probation  
Division 1835 Probation

EXPENSES

<u>Account</u>	2014 <u>Actual</u>	2015 <u>Actual</u>	2016 <u>Adopted Budget</u>	2016 <u>Amended Budget</u>	2017 <u>Executive Recommendation</u>
1300 - Regular Pay	2,544,111	2,669,285	2,829,550	2,829,550	2,830,927
1400 - Part Time Pay	144,735	144,559	161,766	161,766	161,150
1410 - Overtime Pay	29,055	11,174	40,500	40,500	40,500
1420 - Contractual Pays	101,842	100,524	124,600	124,600	124,600
2100 - Vehicles	-	-	35,000	35,000	-
2200 - Computer Equipment	-	2,717	-	1,335	-
4000 - Supplies	48,432	46,701	67,231	68,632	61,150
4200 - Building Maint & Repair	2,448	1,998	2,448	2,448	2,280
4300 - Professional Services	173,025	218,632	231,836	226,004	198,408
4570 - Leases/Rental	21,120	20,735	19,800	24,150	-
4580 - Conference Expenses	6,530	9,355	7,650	7,650	14,850
4590 - Travel	2,384	3,329	3,660	3,660	3,200
4600 - Misc Contractual Expense	2,327	2,754	5,350	5,350	2,640
4670 - Communication Expenses	18,252	16,731	18,252	18,399	18,552
4690 - Maintenance	12,052	15,663	21,812	21,812	21,812
4710 - Law Enforce Activities	1,700	-	3,000	3,000	3,000
8000 - Retirement	639,143	601,648	573,878	573,878	569,484
8010 - Social Security/FICA	211,446	219,153	241,466	241,466	241,524
8020 - Health Insurance	746,984	718,424	728,477	744,453	933,117
<b>Division Total</b>	<b>4,705,586</b>	<b>4,803,381</b>	<b>5,116,276</b>	<b>5,133,653</b>	<b>5,227,194</b>

REVENUES

<u>Account</u>	2014 <u>Actual</u>	2015 <u>Actual</u>	2016 <u>Adopted Budget</u>	2016 <u>Amended Budget</u>	2017 <u>Executive Recommendation</u>
3120 - Departmental Income	81,747	84,409	81,000	81,000	82,000
3300 - State Aid	492,981	621,258	554,381	554,381	554,381
3900 - Appropriated Reserves	-	-	54,506	54,506	15,450
<b>Division Total</b>	<b>574,727</b>	<b>705,666</b>	<b>689,887</b>	<b>689,887</b>	<b>651,831</b>

**GENERAL FUND**

Department 3140 Probation  
Division 1836 CVAP

**EXPENSES**

<u>Account</u>	2014 <u>Actual</u>	2015 <u>Actual</u>	2016 <u>Adopted Budget</u>	2016 <u>Amended Budget</u>	2017 <u>Executive Recommendation</u>
1300 - Regular Pay	204,281	273,284	308,030	248,129	250,411
1410 - Overtime Pay	-	554	500	500	500
1420 - Contractual Pays	3,564	3,421	10,538	10,413	10,538
4000 - Supplies	1,000	797	2,000	7,000	2,400
4300 - Professional Services	-	-	50,000	50,000	37,500
4570 - Leases/Rental	1,071	459	-	-	-
4580 - Conference Expenses	254	244	500	500	700
4590 - Travel	271	274	300	300	200
4600 - Misc Contractual Expense	50	-	125	125	125
4670 - Communication Expenses	1,191	1,249	2,000	2,000	4,000
8010 - Social Security/FICA	15,363	20,636	24,409	24,409	20,001
<b>Division Total</b>	<b>227,046</b>	<b>300,918</b>	<b>398,402</b>	<b>343,376</b>	<b>326,375</b>

**REVENUES**

<u>Account</u>	2014 <u>Actual</u>	2015 <u>Actual</u>	2016 <u>Adopted Budget</u>	2016 <u>Amended Budget</u>	2017 <u>Executive Recommendation</u>
3300 - State Aid	54,367	77,212	84,908	84,908	88,446
3400 - Federal Aid	217,470	308,849	339,632	344,632	353,785
<b>Division Total</b>	<b>271,837</b>	<b>386,061</b>	<b>424,540</b>	<b>429,540</b>	<b>442,231</b>

Division 1837 Health Grant

**EXPENSES**

<u>Account</u>	2014 <u>Actual</u>	2015 <u>Actual</u>	2016 <u>Adopted Budget</u>	2016 <u>Amended Budget</u>	2017 <u>Executive Recommendation</u>
1300 - Regular Pay	43,406	21,616	-	83,670	116,750
1410 - Overtime Pay	51	-	-	-	100
1420 - Contractual Pays	150	148	-	125	-
4000 - Supplies	15	82	-	-	-
4580 - Conference Expenses	20	-	-	-	-
4590 - Travel	85	-	-	-	-
4670 - Communication Expenses	277	255	-	-	-
8010 - Social Security/FICA	3,209	1,631	-	-	8,939
<b>Division Total</b>	<b>47,213</b>	<b>23,731</b>	<b>-</b>	<b>83,795</b>	<b>125,789</b>

GENERAL FUND

Department 3140 Probation  
Division 1837 Health Grant

REVENUES

<u>Account</u>	2014 <u>Actual</u>	2015 <u>Actual</u>	2016 Adopted <u>Budget</u>	2016 Amended <u>Budget</u>	2017 Executive <u>Recommendation</u>
3300 - State Aid	44,157	35,429	-	39,745	63,043
3400 - Federal Aid	20,213	1,207	-	-	-
Division Total	<u>64,369</u>	<u>36,636</u>	<u>-</u>	<u>39,745</u>	<u>63,043</u>

Division 1838 ISP

EXPENSES

<u>Account</u>	2014 <u>Actual</u>	2015 <u>Actual</u>	2016 Adopted <u>Budget</u>	2016 Amended <u>Budget</u>	2017 Executive <u>Recommendation</u>
1300 - Regular Pay	13,584	-	-	-	-
1410 - Overtime Pay	39	-	-	-	-
1420 - Contractual Pays	1,200	-	-	-	-
8010 - Social Security/FICA	1,531	-	-	-	-
Division Total	<u>16,353</u>	<u>-</u>	<u>-</u>	<u>-</u>	<u>-</u>

Division 1839 DWI

EXPENSES

<u>Account</u>	2014 <u>Actual</u>	2015 <u>Actual</u>	2016 Adopted <u>Budget</u>	2016 Amended <u>Budget</u>	2017 Executive <u>Recommendation</u>
1300 - Regular Pay	117,043	121,554	129,143	129,143	128,814
1400 - Part Time Pay	16,086	15,114	17,984	17,984	17,915
1410 - Overtime Pay	81	512	975	975	400
1420 - Contractual Pays	1,050	2,050	2,000	2,000	2,000
2300 - Other Equipment	15,964	4,875	6,500	8,900	6,500
4000 - Supplies	4,663	3,503	4,800	3,600	4,800
4300 - Professional Services	131,436	161,228	200,700	200,700	91,700
4580 - Conference Expenses	2,395	636	3,200	3,200	3,800
4600 - Misc Contractual Expense	3,122	2,693	3,450	3,450	3,250
4670 - Communication Expenses	-	-	1,200	-	-
4690 - Maintenance	500	1,090	1,500	1,500	1,500
4750 - Intra-County Charges	192,014	95,000	95,000	95,000	138,000
8010 - Social Security/FICA	10,289	10,590	11,483	11,483	11,408
Division Total	<u>494,644</u>	<u>418,846</u>	<u>477,935</u>	<u>477,935</u>	<u>410,087</u>

**GENERAL FUND**

Department 3140 Probation

Division 1839 DWI

REVENUES

<u>Account</u>	2014 <u>Actual</u>	2015 <u>Actual</u>	2016 Adopted <u>Budget</u>	2016 Amended <u>Budget</u>	2017 Executive <u>Recommendation</u>
3120 - Departmental Income	15,553	35,081	12,000	12,000	-
3260 - Fines & Forfeitures	373,288	392,405	380,000	380,000	392,500
3300 - State Aid	44,020	44,550	109,100	109,100	42,000
<b>Division Total</b>	<b>432,860</b>	<b>472,035</b>	<b>501,100</b>	<b>501,100</b>	<b>434,500</b>

Division 1840 Pre-Trial

EXPENSES

<u>Account</u>	2014 <u>Actual</u>	2015 <u>Actual</u>	2016 Adopted <u>Budget</u>	2016 Amended <u>Budget</u>	2017 Executive <u>Recommendation</u>
1300 - Regular Pay	47,523	48,882	50,216	50,216	50,024
8010 - Social Security/FICA	3,465	3,569	3,842	3,842	3,827
<b>Division Total</b>	<b>50,988</b>	<b>52,451</b>	<b>54,058</b>	<b>54,058</b>	<b>53,851</b>

REVENUES

<u>Account</u>	2014 <u>Actual</u>	2015 <u>Actual</u>	2016 Adopted <u>Budget</u>	2016 Amended <u>Budget</u>	2017 Executive <u>Recommendation</u>
3300 - State Aid	16,640	12,480	13,867	13,867	13,867
<b>Division Total</b>	<b>16,640</b>	<b>12,480</b>	<b>13,867</b>	<b>13,867</b>	<b>13,867</b>

Division 1841 Grants

EXPENSES

<u>Account</u>	2014 <u>Actual</u>	2015 <u>Actual</u>	2016 Adopted <u>Budget</u>	2016 Amended <u>Budget</u>	2017 Executive <u>Recommendation</u>
1300 - Regular Pay	71,373	75,736	-	-	-
1410 - Overtime Pay	10,035	5,872	-	-	-
1420 - Contractual Pays	3,290	6,850	-	-	-
8010 - Social Security/FICA	6,686	6,584	-	-	-
<b>Division Total</b>	<b>91,384</b>	<b>95,043</b>	<b>-</b>	<b>-</b>	<b>-</b>

GENERAL FUND

Department 3140 Probation  
Division 1841 Grants

REVENUES

<u>Account</u>	2014 <u>Actual</u>	2015 <u>Actual</u>	2016 <u>Adopted Budget</u>	2016 <u>Amended Budget</u>	2017 <u>Executive Recommendation</u>
3300 - State Aid	30,121	25,388	-	-	-
Division Total	<u>30,121</u>	<u>25,388</u>	<u>-</u>	<u>-</u>	<u>-</u>
<b>Department Expense Total</b>	<b>5,633,214</b>	<b>5,694,369</b>	<b>6,046,671</b>	<b>6,092,817</b>	<b>6,143,296</b>
<b>Department Revenue Total</b>	<b>1,390,555</b>	<b>1,638,267</b>	<b>1,629,394</b>	<b>1,674,139</b>	<b>1,605,472</b>

DEPARTMENT POSITION SUMMARY

<u>Title</u>	<u># of Positions</u>	<u>Total Salary</u>
ACCOUNT CLERK/TYPIST	1	40,131
ADMINISTRATIVE ASSISTANT/TYP	1	58,198
CRIME VICTIM COUNSELOR	4	239,055
DEP PROBATION DIRECTOR II	1	80,288
PROBATION ASSISTANT	3	143,582
PROBATION CLINICAL SUPERVISOR	1	84,676
PROBATION DIRECTOR II	1	91,978
PROBATION OFFICER	25	1,626,700
PROBATION SUPERVISOR	3	234,834
SR CRIME VICTIM COUN	1	71,926
SR DB CLERK/TYPIST	1	41,600
SR PROBATION ASSISTANT	2	115,086
SR PROBATION OFFICER	7	509,144
TRANSCRIBING TYPIST	1	39,728
Total Benefited Positions	<u>52</u>	<u>3,376,926</u>

**GENERAL FUND**

Department 3150 Jail

Division 1855 Jail

**EXPENSES**

<u>Account</u>	2014 Actual	2015 Actual	2016 Adopted Budget	2016 Amended Budget	2017 Dept Request	2017 Executive Recommendation
1300 - Regular Pay	8,978,476	8,819,898	9,233,678	8,883,678	9,676,653	9,639,019
1400 - Part Time Pay	149,353	163,059	260,000	185,000	313,092	263,092
1410 - Overtime Pay	984,052	791,603	770,160	1,120,160	760,940	710,940
1420 - Contractual Pays	1,110,748	1,201,871	1,185,711	1,260,711	1,263,361	1,101,886
2000 - Office Equipment	-	335	-	-	-	-
2100 - Vehicles	31,134	-	-	-	-	-
2200 - Computer Equipment	103,141	25,672	31,400	70,360	144,095	45,500
2300 - Other Equipment	9,936	1,911	23,064	27,854	2,864	2,864
4000 - Supplies	302,479	364,445	267,533	280,122	264,462	264,462
4300 - Professional Services	3,514,388	3,314,711	3,519,671	3,519,671	3,563,982	3,563,982
4570 - Leases/Rental	200	-	-	-	-	-
4580 - Conference Expenses	-	-	1,600	1,600	1,600	1,600
4590 - Travel	3,646	5,412	11,500	11,500	11,500	11,500
4600 - Misc Contractual Expense	21,736	32,270	46,244	36,801	34,320	34,320
4670 - Communication Expenses	38,704	13,284	30,825	30,825	15,975	15,975
4690 - Maintenance	155,573	121,741	172,828	202,047	175,610	175,610
8000 - Retirement	2,139,291	1,881,108	1,597,559	1,597,559	-	1,867,150
8010 - Social Security/FICA	832,442	803,476	875,890	875,890	-	896,193
8020 - Health Insurance	2,533,906	2,588,720	2,285,419	2,285,419	-	2,834,564
8060 - Employee Payments	92,034	93,388	97,200	97,200	94,200	94,200
<b>Division Total</b>	<b>21,001,238</b>	<b>20,222,904</b>	<b>20,410,282</b>	<b>20,486,397</b>	<b>16,322,654</b>	<b>21,522,857</b>

**REVENUES**

<u>Account</u>	2014 Actual	2015 Actual	2016 Adopted Budget	2016 Amended Budget	2017 Dept Request	2017 Executive Recommendation
3120 - Departmental Income	29,198	-	-	-	-	-
3200 - Intergovernmental Charges	1,746,401	923,732	465,375	465,375	197,100	197,100
3270 - Sale of Property	29,748	65,570	10,000	10,000	60,000	60,000
3280 - Misc Local Sources	11,677	4,109	-	-	-	-
3300 - State Aid	11,625	13,642	15,300	15,300	12,500	12,500
3400 - Federal Aid	31,472	50,095	44,000	44,000	44,000	44,000
<b>Division Total</b>	<b>1,860,121</b>	<b>1,057,149</b>	<b>534,675</b>	<b>534,675</b>	<b>313,600</b>	<b>313,600</b>

**GENERAL FUND**

Department 3150 Jail  
 Division 1856 Jail Telephone Commissions

EXPENSES

<u>Account</u>	2014 <u>Actual</u>	2015 <u>Actual</u>	2016 <u>Adopted Budget</u>	2016 <u>Amended Budget</u>	2017 <u>Dept Request</u>	2017 <u>Executive Recommendation</u>
2100 - Vehicles	54,358	66,000	67,000	72,500	30,000	30,000
2300 - Other Equipment	92,442	1,016	14,758	14,758	23,300	23,300
4000 - Supplies	27,628	45,173	32,450	28,730	32,620	32,620
4200 - Building Maint & Repair	1,521	3,967	3,450	3,450	3,450	3,450
4300 - Professional Services	13,185	3,185	6,850	6,850	6,550	6,550
4570 - Leases/Rental	7,242	8,244	11,508	11,508	11,508	11,508
4580 - Conference Expenses	16,331	14,914	13,200	16,000	16,950	16,950
4590 - Travel	6,300	2,590	4,250	4,250	4,250	4,250
4600 - Misc Contractual Expense	7,849	8,616	16,120	16,120	18,307	18,307
4670 - Communication Expenses	46,973	55,788	56,436	56,436	55,968	55,968
4690 - Maintenance	5,274	2,072	700	700	700	700
8010 - Social Security/FICA	203	-	-	-	-	-
<b>Division Total</b>	<b>279,307</b>	<b>211,565</b>	<b>226,722</b>	<b>231,302</b>	<b>203,603</b>	<b>203,603</b>

REVENUES

<u>Account</u>	2014 <u>Actual</u>	2015 <u>Actual</u>	2016 <u>Adopted Budget</u>	2016 <u>Amended Budget</u>	2017 <u>Dept Request</u>	2017 <u>Executive Recommendation</u>
3240 - Use of Money & Property	250,186	209,817	226,722	226,722	203,603	203,603
<b>Division Total</b>	<b>250,186</b>	<b>209,817</b>	<b>226,722</b>	<b>226,722</b>	<b>203,603</b>	<b>203,603</b>

<b>Department Expense Total</b>	<b>21,280,545</b>	<b>20,434,469</b>	<b>20,637,004</b>	<b>20,717,699</b>	<b>16,526,257</b>	<b>21,726,460</b>
<b>Department Revenue Total</b>	<b>2,110,307</b>	<b>1,266,965</b>	<b>761,397</b>	<b>761,397</b>	<b>517,203</b>	<b>517,203</b>

DEPARTMENT POSITION SUMMARY

<u>Title</u>	<u># of Positions</u>	<u>Total Salary</u>
CORRECTION CORPORAL	11	711,220
CORRECTION LIEUTENANT	6	476,889
CORRECTION OFFICER	129	7,499,556
CORRECTION SERGEANT	8	562,813
CORRECTION SUPERINTENDENT	1	86,882
JAIL COOK	1	43,181
RECORDS CLERK	1	45,989
STOCK CLERK	1	46,530
WARDEN	2	165,959
<b>Total Benefited Positions</b>	<b>160</b>	<b>9,639,019</b>



**GENERAL FUND**

Department 3155 Rehabilitation Services  
 Division 1881 Work Release

**EXPENSES**

<u>Account</u>	2014 Actual	2015 Actual	2016 Adopted Budget	2016 Amended Budget	2017 Executive Recommendation
1300 - Regular Pay	89,460	95,746	99,776	99,776	101,710
1410 - Overtime Pay	3,200	-	-	-	100
4000 - Supplies	7,776	3,024	11,000	11,000	9,250
4600 - Misc Contractual Expense	162	333	400	400	400
8000 - Retirement	17,664	16,419	17,263	17,263	16,291
8010 - Social Security/FICA	6,648	7,026	7,633	7,633	7,789
8020 - Health Insurance	37,593	24,235	42,852	42,852	52,817
<b>Division Total</b>	<b>162,502</b>	<b>146,783</b>	<b>178,924</b>	<b>178,924</b>	<b>188,357</b>

**REVENUES**

<u>Account</u>	2014 Actual	2015 Actual	2016 Adopted Budget	2016 Amended Budget	2017 Executive Recommendation
3200 - Intergovernmental Charges	11,150	-	-	-	-
3260 - Fines & Forfeitures	6,104	8,458	2,000	2,000	2,000
3300 - State Aid	51,628	38,737	38,250	38,250	38,250
<b>Division Total</b>	<b>68,881</b>	<b>47,195</b>	<b>40,250</b>	<b>40,250</b>	<b>40,250</b>

<b>Department Expense Total</b>	<b>162,502</b>	<b>146,783</b>	<b>178,924</b>	<b>178,924</b>	<b>188,357</b>
<b>Department Revenue Total</b>	<b>68,881</b>	<b>47,195</b>	<b>40,250</b>	<b>40,250</b>	<b>40,250</b>

**DEPARTMENT POSITION SUMMARY**

<u>Title</u>	<u># of Positions</u>	<u>Total Salary</u>
ALT SENTENCING CREW SUPERVISOR	3	101,710
<b>Total Benefited Positions</b>	<b>3</b>	<b>101,710</b>

**GENERAL FUND**

Department 3410 Fire Protection  
 Division 1940 Fire Coordinator

**EXPENSES**

<u>Account</u>	<u>2014 Actual</u>	<u>2015 Actual</u>	<u>2016 Adopted Budget</u>	<u>2016 Amended Budget</u>	<u>2017 Executive Recommendation</u>
1400 - Part Time Pay	36,471	35,608	45,111	45,111	45,111
1420 - Contractual Pays	3,000	4,000	4,000	4,000	4,000
2300 - Other Equipment	2,502	6,225	59,293	63,007	57,425
4000 - Supplies	1,749	1,999	5,800	5,800	6,800
4300 - Professional Services	-	12,452	2,000	2,000	5,000
4580 - Conference Expenses	-	150	300	300	1,000
4590 - Travel	2,811	3,182	4,500	4,500	5,000
4600 - Misc Contractual Expense	550	248	5,100	5,100	5,100
4690 - Maintenance	5,167	3,113	5,500	5,500	7,000
8000 - Retirement	7,973	-	-	-	-
8010 - Social Security/FICA	3,015	3,030	3,757	3,757	3,757
8020 - Health Insurance	1,091	1,103	-	-	-
<b>Division Total</b>	<b>64,327</b>	<b>71,109</b>	<b>135,361</b>	<b>139,075</b>	<b>140,193</b>
<b>Department Expense Total</b>	<b>64,327</b>	<b>71,109</b>	<b>135,361</b>	<b>139,075</b>	<b>140,193</b>

**DEPARTMENT POSITION SUMMARY**

<u>Title</u>	<u># of Positions</u>	<u>Total Salary</u>
Total Benefited Positions	-	-

GENERAL FUND

Department 3411 Arson Task Force  
 Division 1950 Arson Task Force

EXPENSES

<u>Account</u>	2014 Actual	2015 Actual	2016 Adopted Budget	2016 Amended Budget	2017 Executive Recommendation
1420 - Contractual Pays	19,018	21,188	26,750	26,750	26,750
4000 - Supplies	2,142	9,403	14,300	18,167	18,300
4300 - Professional Services	596	440	4,000	4,000	4,000
4510 - Insurance	1,470	1,470	1,500	1,500	1,500
4590 - Travel	1,295	593	7,000	7,000	5,000
4600 - Misc Contractual Expense	1,000	1,375	2,260	2,260	2,260
4690 - Maintenance	586	137	1,000	1,000	1,000
8010 - Social Security/FICA	1,447	1,621	2,046	2,046	2,046
 Division Total	 <u>27,554</u>	 <u>36,226</u>	 <u>58,856</u>	 <u>62,723</u>	 <u>60,856</u>
 <b>Department Expense Total</b>	 <b>27,554</b>	 <b>36,226</b>	 <b>58,856</b>	 <b>62,723</b>	 <b>60,856</b>

DEPARTMENT POSITION SUMMARY

<u>Title</u>	<u># of Positions</u>	<u>Total Salary</u>
Total Benefited Positions	<u>-</u>	<u>-</u>

**GENERAL FUND**

Department 3620 Safety Inspection  
 Division 1965 Safety Inspection

**EXPENSES**

<u>Account</u>	2014 Actual	2015 Actual	2016 Adopted Budget	2016 Amended Budget	2017 Executive Recommendation
1300 - Regular Pay	185,609	209,336	214,676	214,676	206,148
1420 - Contractual Pays	36,100	36,100	36,000	36,000	36,000
2000 - Office Equipment	965	-	-	-	-
2300 - Other Equipment	-	-	1,250	1,250	-
4000 - Supplies	7,226	12,549	15,875	15,968	13,675
4300 - Professional Services	12,145	11,690	22,260	22,260	21,960
4570 - Leases/Rental	-	1,872	2,000	2,000	2,000
4580 - Conference Expenses	975	1,125	1,500	1,500	1,500
4600 - Misc Contractual Expense	5,450	9,788	9,900	9,900	9,900
4690 - Maintenance	1,878	394	500	500	100
8000 - Retirement	42,931	42,423	37,142	37,142	38,784
8010 - Social Security/FICA	16,533	17,767	19,177	19,177	18,524
8020 - Health Insurance	62,664	63,584	57,135	57,135	70,424
8060 - Employee Payments	375	375	375	375	375
<b>Division Total</b>	<b>372,851</b>	<b>407,003</b>	<b>417,790</b>	<b>417,883</b>	<b>419,390</b>

**REVENUES**

<u>Account</u>	2014 Actual	2015 Actual	2016 Adopted Budget	2016 Amended Budget	2017 Executive Recommendation
3120 - Departmental Income	3,798	5,500	6,500	6,500	6,000
<b>Division Total</b>	<b>3,798</b>	<b>5,500</b>	<b>6,500</b>	<b>6,500</b>	<b>6,000</b>

<b>Department Expense Total</b>	<b>372,851</b>	<b>407,003</b>	<b>417,790</b>	<b>417,883</b>	<b>419,390</b>
<b>Department Revenue Total</b>	<b>3,798</b>	<b>5,500</b>	<b>6,500</b>	<b>6,500</b>	<b>6,000</b>

**DEPARTMENT POSITION SUMMARY**

<u>Title</u>	<u># of Positions</u>	<u>Total Salary</u>
ADMINISTRATIVE AIDE	1	41,693
BLDG EXAMINER/SAFETY INSPECT	1	47,375
DEP SAFETY OFFICER	1	45,646
SAFETY OFFICER	1	71,435
<b>Total Benefited Positions</b>	<b>4</b>	<b>206,149</b>

**GENERAL FUND**

Department 3989 Other Public Safety  
 Division 1907 URGENT Forfeiture

**EXPENSES**

<u>Account</u>	2014 Actual	2015 Actual	2016 Adopted Budget	2016 Amended Budget	2017 Dept Request	2017 Executive Recommendation
2100 - Vehicles	145,299	-	-	-	-	-
4000 - Supplies	-	-	30,000	4,500	30,000	30,000
4300 - Professional Services	-	-	-	25,500	-	-
<b>Division Total</b>	<b>145,299</b>	<b>-</b>	<b>30,000</b>	<b>30,000</b>	<b>30,000</b>	<b>30,000</b>

**REVENUES**

<u>Account</u>	2014 Actual	2015 Actual	2016 Adopted Budget	2016 Amended Budget	2017 Dept Request	2017 Executive Recommendation
3240 - Use of Money & Property	81	195	-	-	-	-
3260 - Fines & Forfeitures	6,779	56,867	40,000	40,000	20,000	20,000
<b>Division Total</b>	<b>6,860</b>	<b>57,062</b>	<b>40,000</b>	<b>40,000</b>	<b>20,000</b>	<b>20,000</b>

Division 1908 Drug Investigations

**EXPENSES**

<u>Account</u>	2014 Actual	2015 Actual	2016 Adopted Budget	2016 Amended Budget	2017 Dept Request	2017 Executive Recommendation
2100 - Vehicles	-	-	-	15,000	-	-
4000 - Supplies	-	7,900	29,201	14,201	5,000	5,000
<b>Division Total</b>	<b>-</b>	<b>7,900</b>	<b>29,201</b>	<b>29,201</b>	<b>5,000</b>	<b>5,000</b>

**REVENUES**

<u>Account</u>	2014 Actual	2015 Actual	2016 Adopted Budget	2016 Amended Budget	2017 Dept Request	2017 Executive Recommendation
3240 - Use of Money & Property	74	59	-	-	-	-
3260 - Fines & Forfeitures	12,196	-	-	-	-	-
<b>Division Total</b>	<b>12,271</b>	<b>59</b>	<b>-</b>	<b>-</b>	<b>-</b>	<b>-</b>

**GENERAL FUND**

Department 3989 Other Public Safety  
 Division 1909 URGENT Investigations

**EXPENSES**

<u>Account</u>	2014 Actual	2015 Actual	2016 Adopted Budget	2016 Amended Budget	2017 Dept Request	2017 Executive Recommendation
1300 - Regular Pay	317,464	295,841	317,731	317,731	324,337	324,338
1400 - Part Time Pay	10,489	18,039	15,880	30,880	40,612	40,612
1410 - Overtime Pay	70,927	68,529	67,700	67,700	71,240	71,240
1420 - Contractual Pays	26,240	22,669	34,492	34,492	35,077	35,077
2100 - Vehicles	6,961	17,496	15,000	16,995	15,000	15,000
2200 - Computer Equipment	-	315	3,300	3,300	-	-
2300 - Other Equipment	9,029	29,498	35,950	44,055	5,000	5,000
4000 - Supplies	7,762	22,253	38,300	35,531	40,244	40,244
4570 - Leases/Rental	1,230	1,728	4,200	4,200	5,154	5,154
4580 - Conference Expenses	-	199	11,140	11,140	11,140	11,140
4590 - Travel	277	-	-	275	500	500
4600 - Misc Contractual Expense	400	400	2,850	850	4,300	4,300
4670 - Communication Expenses	15,462	13,470	18,780	18,780	20,976	20,976
4690 - Maintenance	13,399	33,356	22,074	26,589	33,700	33,700
4710 - Law Enforce Activities	14,000	30,000	30,000	30,000	30,000	30,000
8000 - Retirement	80,660	69,942	49,564	49,564	-	51,948
8010 - Social Security/FICA	30,123	29,447	33,339	33,339	-	36,052
8020 - Health Insurance	61,175	63,884	57,135	57,135	-	70,424
8060 - Employee Payments	5,344	4,493	4,875	4,875	4,875	4,875
<b>Division Total</b>	<b>670,942</b>	<b>721,559</b>	<b>762,310</b>	<b>787,431</b>	<b>642,155</b>	<b>800,580</b>

**REVENUES**

<u>Account</u>	2014 Actual	2015 Actual	2016 Adopted Budget	2016 Amended Budget	2017 Dept Request	2017 Executive Recommendation
3120 - Departmental Income	13,308	11,096	1,500	1,500	3,000	3,000
3280 - Misc Local Sources	-	2,925	-	-	-	-
3300 - State Aid	32,129	9,694	20,000	20,000	20,000	20,000
3400 - Federal Aid	21,839	20,176	40,000	40,000	40,000	40,000
<b>Division Total</b>	<b>67,276</b>	<b>43,891</b>	<b>61,500</b>	<b>61,500</b>	<b>63,000</b>	<b>63,000</b>

<b>Department Expense Total</b>	<b>816,240</b>	<b>729,459</b>	<b>821,511</b>	<b>846,632</b>	<b>677,155</b>	<b>835,580</b>
<b>Department Revenue Total</b>	<b>86,407</b>	<b>101,012</b>	<b>101,500</b>	<b>101,500</b>	<b>83,000</b>	<b>83,000</b>

GENERAL FUND

Department 3989 Other Public Safety

DEPARTMENT POSITION SUMMARY

<u>Title</u>	<u># of Positions</u>	<u>Total Salary</u>
CORRECTION OFFICER	1	61,659
DEP SHER DETECTIVE LIEUTENANT	1	105,759
DEP SHER DETECTIVE SERGEANT	1	82,393
DEP SHERIFF	1	74,526
Total Benefited Positions	<u>4</u>	<u>324,337</u>

GENERAL FUND

Department 4010 Public Health  
 Division 2200 Public Health Administration

EXPENSES

<u>Account</u>	2014 <u>Actual</u>	2015 <u>Actual</u>	2016 <u>Adopted Budget</u>	2016 <u>Amended Budget</u>	2017 <u>Executive Recommendation</u>
1300 - Regular Pay	536,733	501,312	711,253	711,253	710,689
1410 - Overtime Pay	2,593	3,492	-	-	-
1420 - Contractual Pays	1,250	1,500	9,500	9,500	9,500
4000 - Supplies	1,938	1,072	2,700	2,565	1,500
4580 - Conference Expenses	415	-	440	575	200
4590 - Travel	28	12	200	200	50
4600 - Misc Contractual Expense	5,567	5,537	26,773	26,773	34,596
4670 - Communication Expenses	4,620	2,413	5,250	5,250	5,250
4690 - Maintenance	547	25	1,350	1,350	2,966
4750 - Intra-County Charges	600	33	250	250	150
8000 - Retirement	571,952	528,071	570,196	570,196	543,911
8010 - Social Security/FICA	37,516	34,591	55,138	55,138	55,094
8020 - Health Insurance	793,784	758,121	785,613	785,613	1,144,389
Division Total	<u>1,957,543</u>	<u>1,836,179</u>	<u>2,168,663</u>	<u>2,168,663</u>	<u>2,508,295</u>

REVENUES

<u>Account</u>	2014 <u>Actual</u>	2015 <u>Actual</u>	2016 <u>Adopted Budget</u>	2016 <u>Amended Budget</u>	2017 <u>Executive Recommendation</u>
3300 - State Aid	779,152	198,286	327,559	327,559	358,015
Division Total	<u>779,152</u>	<u>198,286</u>	<u>327,559</u>	<u>327,559</u>	<u>358,015</u>



GENERAL FUND

Department 4010 Public Health

Division 2201 Patient Services

EXPENSES

<u>Account</u>	2014 <u>Actual</u>	2015 <u>Actual</u>	2016 <u>Adopted Budget</u>	2016 <u>Amended Budget</u>	2017 <u>Executive Recommendation</u>
1300 - Regular Pay	850,924	905,833	980,142	970,022	936,782
1400 - Part Time Pay	26,887	827	-	-	-
1410 - Overtime Pay	11,831	1,180	2,625	2,625	8,168
1420 - Contractual Pays	42,428	42,729	44,952	44,952	35,000
4000 - Supplies	6,650	3,660	7,900	7,900	7,000
4300 - Professional Services	3,590	3,537	12,100	12,100	8,600
4580 - Conference Expenses	530	350	1,500	1,500	600
4590 - Travel	7,521	1,969	7,550	7,550	2,500
4600 - Misc Contractual Expense	3,102	1,781	4,153	4,103	2,288
4670 - Communication Expenses	12,553	5,707	14,834	14,834	14,765
4690 - Maintenance	2,358	1,561	4,200	4,200	8,112
4750 - Intra-County Charges	3,060	301	1,000	1,000	1,000
8010 - Social Security/FICA	69,182	70,292	78,621	78,621	74,966
8060 - Employee Payments	5,479	3,135	3,250	3,250	-
Division Total	<u>1,046,096</u>	<u>1,042,861</u>	<u>1,162,827</u>	<u>1,152,657</u>	<u>1,099,781</u>

REVENUES

<u>Account</u>	2014 <u>Actual</u>	2015 <u>Actual</u>	2016 <u>Adopted Budget</u>	2016 <u>Amended Budget</u>	2017 <u>Executive Recommendation</u>
3120 - Departmental Income	303	30	-	-	-
3300 - State Aid	221,248	131,216	485,533	485,533	491,130
Division Total	<u>221,550</u>	<u>131,246</u>	<u>485,533</u>	<u>485,533</u>	<u>491,130</u>

**GENERAL FUND**

Department 4010 Public Health

Division 2203 TB Care

EXPENSES

<u>Account</u>	2014 <u>Actual</u>	2015 <u>Actual</u>	2016 <u>Adopted Budget</u>	2016 <u>Amended Budget</u>	2017 <u>Executive Recommendation</u>
1400 - Part Time Pay	510	1,274	3,767	3,767	3,767
4000 - Supplies	2,426	1,498	7,000	21,000	33,400
4300 - Professional Services	1,045	1,059	3,800	3,800	10,490
4600 - Misc Contractual Expense	21	26	100	100	100
4750 - Intra-County Charges	4	-	100	100	-
8010 - Social Security/FICA	39	104	288	288	288
<b>Division Total</b>	<b>4,045</b>	<b>3,962</b>	<b>15,055</b>	<b>29,055</b>	<b>48,045</b>

REVENUES

<u>Account</u>	2014 <u>Actual</u>	2015 <u>Actual</u>	2016 <u>Adopted Budget</u>	2016 <u>Amended Budget</u>	2017 <u>Executive Recommendation</u>
3120 - Departmental Income	260	120	220	220	220
3300 - State Aid	26,113	3,565	4,396	4,396	14,812
<b>Division Total</b>	<b>26,373</b>	<b>3,685</b>	<b>4,616</b>	<b>4,616</b>	<b>15,032</b>

Division 2204 Health Education

EXPENSES

<u>Account</u>	2014 <u>Actual</u>	2015 <u>Actual</u>	2016 <u>Adopted Budget</u>	2016 <u>Amended Budget</u>	2017 <u>Executive Recommendation</u>
1300 - Regular Pay	124,181	125,484	154,862	164,982	196,282
1410 - Overtime Pay	194	296	328	328	332
1420 - Contractual Pays	1,500	3,000	3,000	3,000	3,000
4000 - Supplies	13,523	6,008	14,950	11,700	14,950
4300 - Professional Services	59,518	61,336	56,580	59,930	65,000
4590 - Travel	39	-	100	100	50
4600 - Misc Contractual Expense	759	16	125	125	125
4670 - Communication Expenses	1,121	638	1,125	1,125	1,125
4750 - Intra-County Charges	266	-	400	400	400
8010 - Social Security/FICA	9,633	9,568	12,102	12,102	15,270
<b>Division Total</b>	<b>210,732</b>	<b>206,345</b>	<b>243,572</b>	<b>253,792</b>	<b>296,534</b>

**GENERAL FUND**

Department 4010 Public Health  
 Division 2204 Health Education

**REVENUES**

<u>Account</u>	2014 Actual	2015 Actual	2016 Adopted Budget	2016 Amended Budget	2017 Executive Recommendation
3120 - Departmental Income	10,000	-	-	-	-
3300 - State Aid	128,875	(5,062)	93,190	93,190	123,177
<b>Division Total</b>	<b>138,875</b>	<b>(5,062)</b>	<b>93,190</b>	<b>93,190</b>	<b>123,177</b>

Division 2205 Disease Control

**EXPENSES**

<u>Account</u>	2014 Actual	2015 Actual	2016 Adopted Budget	2016 Amended Budget	2017 Executive Recommendation
4000 - Supplies	2,837	1,186	13,000	13,000	13,000
4600 - Misc Contractual Expense	7	14	15	65	15
4670 - Communication Expenses	-	1,617	3,366	3,366	3,373
<b>Division Total</b>	<b>2,844</b>	<b>2,818</b>	<b>16,381</b>	<b>16,431</b>	<b>16,388</b>

**REVENUES**

<u>Account</u>	2014 Actual	2015 Actual	2016 Adopted Budget	2016 Amended Budget	2017 Executive Recommendation
3120 - Departmental Income	1,803	907	4,655	4,655	2,835
3280 - Misc Local Sources	-	298	-	-	-
3300 - State Aid	205,957	251,308	3,475	3,475	4,197
<b>Division Total</b>	<b>207,760</b>	<b>252,513</b>	<b>8,130</b>	<b>8,130</b>	<b>7,032</b>

**GENERAL FUND**

Department 4010 Public Health  
Division 2206 Lead Program

EXPENSES

<u>Account</u>	2014 <u>Actual</u>	2015 <u>Actual</u>	2016 <u>Adopted Budget</u>	2016 <u>Amended Budget</u>	2017 <u>Executive Recommendation</u>
4000 - Supplies	7,986	3,492	4,450	4,413	3,014
4300 - Professional Services	4,975	7,665	8,155	8,155	6,500
4580 - Conference Expenses	1,648	15	1,700	1,700	675
4590 - Travel	90	2	100	100	100
4600 - Misc Contractual Expense	1,079	755	900	900	1,320
4670 - Communication Expenses	300	150	-	-	-
4690 - Maintenance	2,880	2,880	2,880	2,917	2,917
4750 - Intra-County Charges	90	140	500	500	150
8010 - Social Security/FICA	1	1	-	-	-
<b>Division Total</b>	<b>19,049</b>	<b>15,099</b>	<b>18,685</b>	<b>18,685</b>	<b>14,676</b>

REVENUES

<u>Account</u>	2014 <u>Actual</u>	2015 <u>Actual</u>	2016 <u>Adopted Budget</u>	2016 <u>Amended Budget</u>	2017 <u>Executive Recommendation</u>
3300 - State Aid	50,618	51,537	54,845	54,845	50,746
3400 - Federal Aid	28,799	27,920	28,573	28,573	28,663
<b>Division Total</b>	<b>79,418</b>	<b>79,457</b>	<b>83,418</b>	<b>83,418</b>	<b>79,409</b>

Division 2207 Lead Prevention

EXPENSES

<u>Account</u>	2014 <u>Actual</u>	2015 <u>Actual</u>	2016 <u>Adopted Budget</u>	2016 <u>Amended Budget</u>	2017 <u>Executive Recommendation</u>
1300 - Regular Pay	47,438	49,710	57,515	82,495	114,733
1400 - Part Time Pay	4,931	4,027	5,268	-	5,268
1410 - Overtime Pay	660	-	1,329	1,329	1,351
4000 - Supplies	5,633	10,288	5,910	6,056	5,720
4300 - Professional Services	50,333	68,802	79,816	79,816	27,804
4580 - Conference Expenses	2,553	285	3,125	3,125	1,810
4590 - Travel	128	87	200	200	100
4600 - Misc Contractual Expense	3,635	3,010	4,100	4,100	5,770
4670 - Communication Expenses	250	190	560	560	560
4690 - Maintenance	2,993	2,942	2,880	2,917	2,917
4750 - Intra-County Charges	425	88	1,200	1,200	830
8010 - Social Security/FICA	3,768	3,804	4,905	4,905	9,283
<b>Division Total</b>	<b>122,747</b>	<b>143,231</b>	<b>166,808</b>	<b>186,703</b>	<b>176,146</b>

**GENERAL FUND**

Department 4010 Public Health  
Division 2207 Lead Prevention

**REVENUES**

<u>Account</u>	2014 Actual	2015 Actual	2016 Adopted Budget	2016 Amended Budget	2017 Executive Recommendation
3300 - State Aid	200,243	252,186	281,722	281,722	281,722
Division Total	<u>200,243</u>	<u>252,186</u>	<u>281,722</u>	<u>281,722</u>	<u>281,722</u>

Division 2208 STD Program

**EXPENSES**

<u>Account</u>	2014 Actual	2015 Actual	2016 Adopted Budget	2016 Amended Budget	2017 Executive Recommendation
1300 - Regular Pay	6,109	15,653	-	19,000	-
1400 - Part Time Pay	19,963	19,208	24,927	24,927	24,831
1410 - Overtime Pay	3,347	10,187	34,155	15,155	25,372
4000 - Supplies	5,398	1,861	5,100	5,100	12,200
4200 - Building Maint & Repair	-	1,185	1,770	2,427	1,770
4300 - Professional Services	4,344	4,648	10,088	10,088	7,111
4570 - Leases/Rental	-	12,251	12,507	12,507	12,507
4590 - Travel	-	700	1,450	1,450	1,950
4600 - Misc Contractual Expense	239	272	500	500	300
4670 - Communication Expenses	-	194	370	370	370
4750 - Intra-County Charges	142	70	300	300	150
8010 - Social Security/FICA	2,200	3,382	4,520	4,520	3,841
Division Total	<u>41,742</u>	<u>69,612</u>	<u>95,687</u>	<u>96,344</u>	<u>90,402</u>

**REVENUES**

<u>Account</u>	2014 Actual	2015 Actual	2016 Adopted Budget	2016 Amended Budget	2017 Executive Recommendation
3300 - State Aid	87,005	64,403	30,777	30,777	30,406
Division Total	<u>87,005</u>	<u>64,403</u>	<u>30,777</u>	<u>30,777</u>	<u>30,406</u>

**GENERAL FUND**

Department 4010 Public Health

Division 2210 IAP Grant

EXPENSES

<u>Account</u>	2014 <u>Actual</u>	2015 <u>Actual</u>	2016 Adopted <u>Budget</u>	2016 Amended <u>Budget</u>	2017 Executive <u>Recommendation</u>
2300 - Other Equipment	-	1,215	-	-	-
4000 - Supplies	3,051	6,636	6,515	6,515	5,433
4300 - Professional Services	15,940	11,860	12,000	12,000	9,480
4580 - Conference Expenses	-	15	2,148	2,148	150
4590 - Travel	14	30	200	200	50
4600 - Misc Contractual Expense	32	28	100	100	100
4670 - Communication Expenses	892	1,106	500	980	953
4690 - Maintenance	500	-	480	-	-
4750 - Intra-County Charges	782	750	1,400	1,400	1,000
<b>Division Total</b>	<b>21,212</b>	<b>21,641</b>	<b>23,343</b>	<b>23,343</b>	<b>17,166</b>

REVENUES

<u>Account</u>	2014 <u>Actual</u>	2015 <u>Actual</u>	2016 Adopted <u>Budget</u>	2016 Amended <u>Budget</u>	2017 Executive <u>Recommendation</u>
3300 - State Aid	57,879	63,091	64,785	64,785	64,785
3400 - Federal Aid	23,641	25,769	33,780	33,780	26,462
<b>Division Total</b>	<b>81,519</b>	<b>88,860</b>	<b>98,565</b>	<b>98,565</b>	<b>91,247</b>

Division 2211 ICHAP Grant

EXPENSES

<u>Account</u>	2014 <u>Actual</u>	2015 <u>Actual</u>	2016 Adopted <u>Budget</u>	2016 Amended <u>Budget</u>	2017 Executive <u>Recommendation</u>
4000 - Supplies	522	-	225	225	-
4300 - Professional Services	10	-	50	50	-
4600 - Misc Contractual Expense	149	126	152	152	100
4750 - Intra-County Charges	16	77	150	150	50
<b>Division Total</b>	<b>697</b>	<b>202</b>	<b>577</b>	<b>577</b>	<b>150</b>

**GENERAL FUND**

Department 4010 Public Health

Division 2211 ICHAP Grant

**REVENUES**

<u>Account</u>	2014 <u>Actual</u>	2015 <u>Actual</u>	2016 <u>Adopted Budget</u>	2016 <u>Amended Budget</u>	2017 <u>Executive Recommendation</u>
3600 - Intra-fund Revenues	34,934	30,431	29,000	29,000	29,000
Division Total	<u>34,934</u>	<u>30,431</u>	<u>29,000</u>	<u>29,000</u>	<u>29,000</u>

Division 2212 PHC

**EXPENSES**

<u>Account</u>	2014 <u>Actual</u>	2015 <u>Actual</u>	2016 <u>Adopted Budget</u>	2016 <u>Amended Budget</u>	2017 <u>Executive Recommendation</u>
1300 - Regular Pay	43,477	44,286	45,380	45,380	45,773
1410 - Overtime Pay	-	-	283	283	283
4000 - Supplies	1,192	863	263	263	263
4300 - Professional Services	-	-	4,000	4,000	4,000
4580 - Conference Expenses	265	290	300	300	300
4590 - Travel	11	10	130	130	130
4600 - Misc Contractual Expense	32	214	170	170	170
4670 - Communication Expenses	200	100	350	350	350
4750 - Intra-County Charges	38	54	50	50	50
8010 - Social Security/FICA	3,257	3,322	3,493	3,493	3,523
Division Total	<u>48,471</u>	<u>49,139</u>	<u>54,419</u>	<u>54,419</u>	<u>54,842</u>

**REVENUES**

<u>Account</u>	2014 <u>Actual</u>	2015 <u>Actual</u>	2016 <u>Adopted Budget</u>	2016 <u>Amended Budget</u>	2017 <u>Executive Recommendation</u>
3300 - State Aid	245,167	24,082	22,073	22,073	25,929
3400 - Federal Aid	29,617	26,611	27,398	27,398	27,512
Division Total	<u>274,784</u>	<u>50,693</u>	<u>49,471</u>	<u>49,471</u>	<u>53,441</u>

**GENERAL FUND**

Department 4010 Public Health

Division 2213 Special Grants

EXPENSES

<u>Account</u>	2014 <u>Actual</u>	2015 <u>Actual</u>	2016 <u>Adopted Budget</u>	2016 <u>Amended Budget</u>	2017 <u>Executive Recommendation</u>
4000 - Supplies	2,327	47	2,330	2,330	-
4600 - Misc Contractual Expense	3	-	-	-	-
4750 - Intra-County Charges	683	-	-	-	-
<b>Division Total</b>	<b>3,013</b>	<b>47</b>	<b>2,330</b>	<b>2,330</b>	<b>-</b>

REVENUES

<u>Account</u>	2014 <u>Actual</u>	2015 <u>Actual</u>	2016 <u>Adopted Budget</u>	2016 <u>Amended Budget</u>	2017 <u>Executive Recommendation</u>
3120 - Departmental Income	11,249	6,516	7,000	7,000	-
<b>Division Total</b>	<b>11,249</b>	<b>6,516</b>	<b>7,000</b>	<b>7,000</b>	<b>-</b>

Division 2214 Water Programs

EXPENSES

<u>Account</u>	2014 <u>Actual</u>	2015 <u>Actual</u>	2016 <u>Adopted Budget</u>	2016 <u>Amended Budget</u>	2017 <u>Executive Recommendation</u>
1300 - Regular Pay	148,376	171,276	174,477	174,477	174,915
1410 - Overtime Pay	-	189	-	97	-
4000 - Supplies	4,566	1,078	5,000	5,000	3,100
4590 - Travel	142	26	100	100	100
4600 - Misc Contractual Expense	114	48	100	150	100
4670 - Communication Expenses	1,152	441	1,400	1,400	1,400
4690 - Maintenance	1,530	699	2,700	2,650	1,600
4750 - Intra-County Charges	59	-	100	100	100
8010 - Social Security/FICA	10,970	12,573	13,347	13,347	13,381
<b>Division Total</b>	<b>166,910</b>	<b>186,330</b>	<b>197,224</b>	<b>197,321</b>	<b>194,696</b>



**GENERAL FUND**

Department 4010 Public Health

Division 2214 Water Programs

**REVENUES**

<u>Account</u>	2014 Actual	2015 Actual	2016 Adopted Budget	2016 Amended Budget	2017 Executive Recommendation
3300 - State Aid	5,540	283,135	204,605	204,605	203,801
Division Total	<u>5,540</u>	<u>283,135</u>	<u>204,605</u>	<u>204,605</u>	<u>203,801</u>

Division 2215 Environmental Health Services

**EXPENSES**

<u>Account</u>	2014 Actual	2015 Actual	2016 Adopted Budget	2016 Amended Budget	2017 Executive Recommendation
1300 - Regular Pay	935,302	978,784	1,041,074	1,016,094	959,769
1400 - Part Time Pay	39,798	38,689	47,412	47,412	47,412
1410 - Overtime Pay	14,066	8,646	20,532	20,435	15,129
1420 - Contractual Pays	2,207	3,500	3,500	3,500	3,500
4000 - Supplies	10,827	12,976	14,100	14,100	13,100
4300 - Professional Services	16,135	25,102	88,000	88,000	85,750
4580 - Conference Expenses	-	480	100	200	150
4590 - Travel	1,951	1,670	3,500	3,400	2,000
4600 - Misc Contractual Expense	15,224	13,048	16,057	15,857	6,715
4670 - Communication Expenses	12,607	4,706	13,000	12,532	13,001
4690 - Maintenance	2,581	4,732	5,000	5,000	9,000
4750 - Intra-County Charges	9,791	169	500	500	250
8010 - Social Security/FICA	73,992	76,129	85,108	85,108	78,474
Division Total	<u>1,134,482</u>	<u>1,168,631</u>	<u>1,337,883</u>	<u>1,312,138</u>	<u>1,234,250</u>

**REVENUES**

<u>Account</u>	2014 Actual	2015 Actual	2016 Adopted Budget	2016 Amended Budget	2017 Executive Recommendation
3120 - Departmental Income	445,512	335,747	450,000	450,000	30,600
3200 - Intergovernmental Charges	-	1,280	-	-	-
3250 - Licenses and Permits	-	88,585	-	-	419,400
3260 - Fines & Forfeitures	-	750	-	-	-
3300 - State Aid	181,272	120,802	371,136	371,136	387,298
Division Total	<u>626,784</u>	<u>547,164</u>	<u>821,136</u>	<u>821,136</u>	<u>837,298</u>

**GENERAL FUND**

Department 4010 Public Health  
Division 2216 Rabies Program

EXPENSES

<u>Account</u>	2014 <u>Actual</u>	2015 <u>Actual</u>	2016 Adopted <u>Budget</u>	2016 Amended <u>Budget</u>	2017 Executive <u>Recommendation</u>
2300 - Other Equipment	446	-	-	-	-
4000 - Supplies	-	11	-	-	-
4300 - Professional Services	37,632	44,083	65,310	133,382	64,890
4590 - Travel	133	29	250	250	150
4600 - Misc Contractual Expense	296	509	300	500	400
4670 - Communication Expenses	-	207	-	468	421
<b>Division Total</b>	<b>38,506</b>	<b>44,839</b>	<b>65,860</b>	<b>134,600</b>	<b>65,861</b>

REVENUES

<u>Account</u>	2014 <u>Actual</u>	2015 <u>Actual</u>	2016 Adopted <u>Budget</u>	2016 Amended <u>Budget</u>	2017 Executive <u>Recommendation</u>
3300 - State Aid	55,925	70,394	47,706	47,706	48,107
<b>Division Total</b>	<b>55,925</b>	<b>70,394</b>	<b>47,706</b>	<b>47,706</b>	<b>48,107</b>

Division 2217 Lyme Disease Grant

EXPENSES

<u>Account</u>	2014 <u>Actual</u>	2015 <u>Actual</u>	2016 Adopted <u>Budget</u>	2016 Amended <u>Budget</u>	2017 Executive <u>Recommendation</u>
4600 - Misc Contractual Expense	5	-	-	-	-
<b>Division Total</b>	<b>5</b>	<b>-</b>	<b>-</b>	<b>-</b>	<b>-</b>

**GENERAL FUND**

Department 4010 Public Health  
 Division 2218 Environmental Grants

EXPENSES

<u>Account</u>	2014 <u>Actual</u>	2015 <u>Actual</u>	2016 <u>Adopted Budget</u>	2016 <u>Amended Budget</u>	2017 <u>Executive Recommendation</u>
1400 - Part Time Pay	1,396	2,523	5,058	5,058	5,039
4000 - Supplies	2,521	2,499	2,800	3,021	3,080
4300 - Professional Services	-	4,200	5,700	5,700	5,500
4590 - Travel	123	-	500	279	100
4600 - Misc Contractual Expense	29	-	100	100	50
4750 - Intra-County Charges	10	-	150	150	100
8010 - Social Security/FICA	107	193	387	387	385
<b>Division Total</b>	<b>4,185</b>	<b>9,415</b>	<b>14,695</b>	<b>14,695</b>	<b>14,254</b>

REVENUES

<u>Account</u>	2014 <u>Actual</u>	2015 <u>Actual</u>	2016 <u>Adopted Budget</u>	2016 <u>Amended Budget</u>	2017 <u>Executive Recommendation</u>
3200 - Intergovernmental Charges	9,625	9,515	12,360	12,360	11,950
3300 - State Aid	27,789	36,124	63,607	63,607	62,999
<b>Division Total</b>	<b>37,414</b>	<b>45,639</b>	<b>75,967</b>	<b>75,967</b>	<b>74,949</b>

Division 2219 Health Clinic

EXPENSES

<u>Account</u>	2014 <u>Actual</u>	2015 <u>Actual</u>	2016 <u>Adopted Budget</u>	2016 <u>Amended Budget</u>	2017 <u>Executive Recommendation</u>
4200 - Building Maint & Repair	1,646	-	-	-	-
4570 - Leases/Rental	12,039	-	-	-	-
4670 - Communication Expenses	74	-	-	-	-
<b>Division Total</b>	<b>13,759</b>	<b>-</b>	<b>-</b>	<b>-</b>	<b>-</b>

**GENERAL FUND**

Department 4010 Public Health

Division 2219 Health Clinic

REVENUES

<u>Account</u>	2014 <u>Actual</u>	2015 <u>Actual</u>	2016 <u>Adopted Budget</u>	2016 <u>Amended Budget</u>	2017 <u>Executive Recommendation</u>
3300 - State Aid	8,615	(800)	-	-	-
<b>Division Total</b>	<b>8,615</b>	<b>(800)</b>	<b>-</b>	<b>-</b>	<b>-</b>

Division 2220 Public Health Preparedness

EXPENSES

<u>Account</u>	2014 <u>Actual</u>	2015 <u>Actual</u>	2016 <u>Adopted Budget</u>	2016 <u>Amended Budget</u>	2017 <u>Executive Recommendation</u>
1300 - Regular Pay	124,186	127,756	130,951	130,951	130,494
4000 - Supplies	418	729	647	647	600
4580 - Conference Expenses	78	50	300	300	300
4590 - Travel	295	96	500	500	435
4600 - Misc Contractual Expense	1,008	970	1,020	76,020	1,080
4670 - Communication Expenses	4,212	2,957	4,833	4,833	4,836
4750 - Intra-County Charges	-	114	-	-	50
8010 - Social Security/FICA	9,336	9,446	10,018	10,018	9,983
8060 - Employee Payments	375	-	-	-	-
<b>Division Total</b>	<b>139,909</b>	<b>142,118</b>	<b>148,269</b>	<b>223,269</b>	<b>147,778</b>

REVENUES

<u>Account</u>	2014 <u>Actual</u>	2015 <u>Actual</u>	2016 <u>Adopted Budget</u>	2016 <u>Amended Budget</u>	2017 <u>Executive Recommendation</u>
3300 - State Aid	-	76,247	-	-	-
3400 - Federal Aid	183,444	212,974	171,722	246,722	171,722
<b>Division Total</b>	<b>183,444</b>	<b>289,221</b>	<b>171,722</b>	<b>246,722</b>	<b>171,722</b>

<b>Department Expense Total</b>	<b>4,975,946</b>	<b>4,942,467</b>	<b>5,732,278</b>	<b>5,885,021</b>	<b>5,979,264</b>
<b>Department Revenue Total</b>	<b>3,060,584</b>	<b>2,387,967</b>	<b>2,820,117</b>	<b>2,895,117</b>	<b>2,895,488</b>

GENERAL FUND

Department 4010 Public Health

DEPARTMENT POSITION SUMMARY

<u>Title</u>	<u># of Positions</u>	<u>Total Salary</u>
ACCOUNTANT	1	48,840
AST DIR OF PATIENT SERVICES	1	79,880
AST PUBLIC HEALTH ENGINEER	2	146,438
COMMISSIONER OF HEALTH	1	158,595
COORD PHYSICAL HANDCPPD CHLDRN	1	45,773
DATABASE CLERK/TYPIST	2	68,322
DEP DIR AD	1	76,705
DIR COMM HEALTH RELATIONS	1	66,435
DIR ENVIRONMENTAL SVRCS	1	98,301
DIR PATIENT SERVICES	1	89,489
ENVIRONMENTAL HEALTH MANAGER	3	216,643
EVL ANL II	1	55,864
FISCAL OFFICER	1	71,362
JUNIOR ACCOUNTANT	1	50,796
MED BIL CD	1	68,598
PRINCIPAL TRANS TYPIST	1	46,628
PUBLIC HEALTH EDUCATION COORD	3	179,259
PUBLIC HEALTH NURSE	6	350,578
PUBLIC HEALTH SANITARIAN	6	337,999
PUBLIC HEALTH TECHNICIAN	1	40,510
RECEPTIONIST	1	34,762
REGISTERED NURSE (HEALTH DEPT)	3	156,720
SEC COMMISSIONER HEALTH	1	69,285
SR ACCOUNT CLERK/TYPIST	2	75,882
SR PUBLIC HEALTH SANITARIAN	4	247,098
SR TYPIST	4	153,439
SUPV PUBLIC HEALTH NURSE	3	208,446
TYPIST	1	26,790
 Total Benefited Positions	 <u>55</u>	 <u>3,269,437</u>

**GENERAL FUND**

Department 4082 WIC Program  
 Division 2250 WIC Program

**EXPENSES**

<u>Account</u>	2014 Actual	2015 Actual	2016 Adopted Budget	2016 Amended Budget	2017 Executive Recommendation
1300 - Regular Pay	363,123	407,383	460,969	460,969	450,205
1400 - Part Time Pay	8,950	14,340	15,368	15,368	15,308
1410 - Overtime Pay	76	547	1,199	1,199	1,127
2000 - Office Equipment	-	-	-	-	4,500
4000 - Supplies	14,636	6,636	11,616	11,616	11,020
4200 - Building Maint & Repair	3,058	2,202	3,287	4,506	3,288
4510 - Insurance	3,302	3,362	3,500	3,500	3,500
4570 - Leases/Rental	27,083	27,553	28,027	28,027	28,027
4580 - Conference Expenses	2,487	1,528	3,000	3,000	3,000
4590 - Travel	1,564	2,366	2,180	2,180	2,180
4600 - Misc Contractual Expense	1,189	1,864	2,100	2,100	1,950
4670 - Communication Expenses	4,964	3,712	6,200	6,200	5,000
4690 - Maintenance	1,873	229	1,960	1,960	1,480
4750 - Intra-County Charges	809	498	1,200	1,200	800
8000 - Retirement	69,347	73,689	79,754	79,754	72,288
8010 - Social Security/FICA	27,995	31,539	36,531	36,531	35,698
8020 - Health Insurance	128,690	124,644	142,839	142,839	176,060
<b>Division Total</b>	<b>659,147</b>	<b>702,092</b>	<b>799,730</b>	<b>800,949</b>	<b>815,431</b>

**REVENUES**

<u>Account</u>	2014 Actual	2015 Actual	2016 Adopted Budget	2016 Amended Budget	2017 Executive Recommendation
3280 - Misc Local Sources	-	112	-	-	-
3400 - Federal Aid	630,675	774,027	741,427	741,427	753,092
<b>Division Total</b>	<b>630,675</b>	<b>774,139</b>	<b>741,427</b>	<b>741,427</b>	<b>753,092</b>

<b>Department Expense Total</b>	<b>659,147</b>	<b>702,092</b>	<b>799,730</b>	<b>800,949</b>	<b>815,431</b>
<b>Department Revenue Total</b>	<b>630,675</b>	<b>774,139</b>	<b>741,427</b>	<b>741,427</b>	<b>753,092</b>

**DEPARTMENT POSITION SUMMARY**

<u>Title</u>	<u># of Positions</u>	<u>Total Salary</u>
ADMINISTRATIVE AIDE	1	42,224
CLERK	4	145,578
REGISTERED NURSE (HEALTH DEPT)	2	109,545
SR WIC PRGM NUTRITIONIST	2	98,780
WIC PROGRAM COORDINATOR	1	54,078
<b>Total Benefited Positions</b>	<b>10</b>	<b>450,205</b>

GENERAL FUND

Department 4230 Narcotics Addiction Ctrl Service  
 Division 2270 Contracted OASAS Services

EXPENSES

<u>Account</u>	2014 Actual	2015 Actual	2016 Adopted Budget	2016 Amended Budget	2017 Executive Recommendation
4600 - Misc Contractual Expense	1,076,134	946,333	1,229,374	1,369,156	1,106,163
<b>Division Total</b>	<b>1,076,134</b>	<b>946,333</b>	<b>1,229,374</b>	<b>1,369,156</b>	<b>1,106,163</b>

REVENUES

<u>Account</u>	2014 Actual	2015 Actual	2016 Adopted Budget	2016 Amended Budget	2017 Executive Recommendation
3300 - State Aid	158,936	132,729	166,523	240,990	165,882
3400 - Federal Aid	674,561	590,133	728,211	728,211	730,642
<b>Division Total</b>	<b>833,497</b>	<b>722,862</b>	<b>894,734</b>	<b>969,201</b>	<b>896,524</b>
<b>Department Expense Total</b>	<b>1,076,134</b>	<b>946,333</b>	<b>1,229,374</b>	<b>1,369,156</b>	<b>1,106,163</b>
<b>Department Revenue Total</b>	<b>833,497</b>	<b>722,862</b>	<b>894,734</b>	<b>969,201</b>	<b>896,524</b>

**GENERAL FUND**

Department 4310 Mental Health Administration  
Division 2290 Mental Health Administration

**EXPENSES**

<u>Account</u>	2014 <u>Actual</u>	2015 <u>Actual</u>	2016 <u>Adopted Budget</u>	2016 <u>Amended Budget</u>	2017 <u>Executive Recommendation</u>
1300 - Regular Pay	1,076,553	993,848	933,945	919,945	912,967
1400 - Part Time Pay	-	-	-	5,268	-
1420 - Contractual Pays	22,752	25,582	19,955	19,955	19,973
4000 - Supplies	3,053	2,847	4,500	4,330	3,000
4300 - Professional Services	37,361	52,973	77,500	77,500	109,000
4580 - Conference Expenses	40	356	800	800	800
4590 - Travel	156	102	500	500	500
4600 - Misc Contractual Expense	6,718	5,896	6,202	6,202	6,429
4690 - Maintenance	97	-	-	170	-
8000 - Retirement	501,761	175,246	148,246	148,246	149,426
8010 - Social Security/FICA	82,265	75,344	72,974	72,974	71,370
8020 - Health Insurance	619,305	525,339	414,232	414,232	475,362
<b>Division Total</b>	<b>2,350,059</b>	<b>1,857,533</b>	<b>1,678,854</b>	<b>1,670,122</b>	<b>1,748,827</b>

**REVENUES**

<u>Account</u>	2014 <u>Actual</u>	2015 <u>Actual</u>	2016 <u>Adopted Budget</u>	2016 <u>Amended Budget</u>	2017 <u>Executive Recommendation</u>
3120 - Departmental Income	9,352	15	13,436	13,436	-
3300 - State Aid	414,810	419,113	429,610	429,610	517,683
3400 - Federal Aid	100,809	189,534	199,141	199,141	206,956
3600 - Intra-fund Revenues	3,107	12,692	-	-	13,414
<b>Division Total</b>	<b>528,078</b>	<b>621,354</b>	<b>642,187</b>	<b>642,187</b>	<b>738,053</b>

Division 2291 Mental Health Admin & Overhead

**EXPENSES**

<u>Account</u>	2014 <u>Actual</u>	2015 <u>Actual</u>	2016 <u>Adopted Budget</u>	2016 <u>Amended Budget</u>	2017 <u>Executive Recommendation</u>
4600 - Misc Contractual Expense	150	-	-	-	-
<b>Division Total</b>	<b>150</b>	<b>-</b>	<b>-</b>	<b>-</b>	<b>-</b>

<b>Department Expense Total</b>	<b>2,350,209</b>	<b>1,857,533</b>	<b>1,678,854</b>	<b>1,670,122</b>	<b>1,748,827</b>
<b>Department Revenue Total</b>	<b>528,078</b>	<b>621,354</b>	<b>642,187</b>	<b>642,187</b>	<b>738,053</b>



GENERAL FUND

Department 4310 Mental Health Administration

DEPARTMENT POSITION SUMMARY

<u>Title</u>	<u># of Positions</u>	<u>Total Salary</u>
ADMINISTRATIVE SPEC	1	46,010
ADMINISTRATIVE ASSISTANT/TYP	1	57,221
CASE MANAGER	1	57,403
DEP COMM OF MENTAL HEALTH	1	102,274
LGU PRG SU	1	78,770
MENTAL HEALTH SPEC PROG SUPV	1	94,515
MH SPEC CLIN SUPV	1	65,975
MH SYS SPEC ADULT SRVS	1	76,768
MH SYS SPEC CHILD SRVS	1	73,219
SR ACCOUNT CLERK	1	38,578
STANDARD COMPLAINCE COORD	1	87,734
Total Benefited Positions	<u>11</u>	<u>778,467</u>

**GENERAL FUND**

Department 4320 Mental Health Programs

Division 2298 Emergency Psych Services

**EXPENSES**

<u>Account</u>	2014 Actual	2015 Actual	2016 Adopted Budget	2016 Amended Budget	2017 Executive Recommendation
4600 - Misc Contractual Expense	4,464	2,350	12,000	13,410	8,000
<b>Division Total</b>	<b>4,464</b>	<b>2,350</b>	<b>12,000</b>	<b>13,410</b>	<b>8,000</b>

Division 2299 Kingston Clinic

**EXPENSES**

<u>Account</u>	2014 Actual	2015 Actual	2016 Adopted Budget	2016 Amended Budget	2017 Executive Recommendation
1300 - Regular Pay	1,276,025	1,291,760	1,256,885	1,256,885	1,068,840
1400 - Part Time Pay	66,986	-	-	-	-
1420 - Contractual Pays	6,500	6,500	8,000	8,000	8,000
4300 - Professional Services	3,261	-	5,000	5,000	5,000
4590 - Travel	2	30	-	50	-
4600 - Misc Contractual Expense	157	99	252	202	100
8000 - Retirement	-	250,967	248,451	248,451	194,688
8010 - Social Security/FICA	88,760	82,235	96,764	96,764	82,378
<b>Division Total</b>	<b>1,441,691</b>	<b>1,631,590</b>	<b>1,615,352</b>	<b>1,615,352</b>	<b>1,359,006</b>

**REVENUES**

<u>Account</u>	2014 Actual	2015 Actual	2016 Adopted Budget	2016 Amended Budget	2017 Executive Recommendation
3120 - Departmental Income	122,159	32,806	-	-	-
3300 - State Aid	-	(235,967)	-	-	-
<b>Division Total</b>	<b>122,159</b>	<b>(203,161)</b>	<b>-</b>	<b>-</b>	<b>-</b>

**GENERAL FUND**

Department 4320 Mental Health Programs  
 Division 2300 Assisted Out-Patient Treatment

**EXPENSES**

<u>Account</u>	2014 Actual	2015 Actual	2016 Adopted Budget	2016 Amended Budget	2017 Executive Recommendation
1300 - Regular Pay	117,753	120,547	123,067	123,067	99,049
8010 - Social Security/FICA	8,128	8,255	9,415	9,415	7,577
<b>Division Total</b>	<b>125,881</b>	<b>128,802</b>	<b>132,482</b>	<b>132,482</b>	<b>106,626</b>

**REVENUES**

<u>Account</u>	2014 Actual	2015 Actual	2016 Adopted Budget	2016 Amended Budget	2017 Executive Recommendation
3120 - Departmental Income	(356)	-	-	-	-
<b>Division Total</b>	<b>(356)</b>	<b>-</b>	<b>-</b>	<b>-</b>	<b>-</b>

Division 2203 New Paltz/Highland Clinic

**EXPENSES**

<u>Account</u>	2014 Actual	2015 Actual	2016 Adopted Budget	2016 Amended Budget	2017 Executive Recommendation
4600 - Misc Contractual Expense	6	-	-	-	-
<b>Division Total</b>	<b>6</b>	<b>-</b>	<b>-</b>	<b>-</b>	<b>-</b>

**REVENUES**

<u>Account</u>	2014 Actual	2015 Actual	2016 Adopted Budget	2016 Amended Budget	2017 Executive Recommendation
3120 - Departmental Income	(1,184)	-	-	-	-
<b>Division Total</b>	<b>(1,184)</b>	<b>-</b>	<b>-</b>	<b>-</b>	<b>-</b>

**GENERAL FUND**

Department 4320 Mental Health Programs  
 Division 2304 Family Court Evaluations

**EXPENSES**

<u>Account</u>	2014 <u>Actual</u>	2015 <u>Actual</u>	2016 <u>Adopted Budget</u>	2016 <u>Amended Budget</u>	2017 <u>Executive Recommendation</u>
1300 - Regular Pay	37,550	38,487	39,517	39,517	39,644
4000 - Supplies	1,563	1,605	2,500	2,500	2,000
4300 - Professional Services	16,779	18,820	40,875	40,875	40,875
4600 - Misc Contractual Expense	89	89	100	100	100
8010 - Social Security/FICA	2,824	2,898	3,024	3,024	3,033
<b>Division Total</b>	<b>58,803</b>	<b>61,899</b>	<b>86,016</b>	<b>86,016</b>	<b>85,652</b>

**REVENUES**

<u>Account</u>	2014 <u>Actual</u>	2015 <u>Actual</u>	2016 <u>Adopted Budget</u>	2016 <u>Amended Budget</u>	2017 <u>Executive Recommendation</u>
3120 - Departmental Income	9,738	4,543	11,250	11,250	6,000
<b>Division Total</b>	<b>9,738</b>	<b>4,543</b>	<b>11,250</b>	<b>11,250</b>	<b>6,000</b>

<b>Department Expense Total</b>	<b>1,630,845</b>	<b>1,824,641</b>	<b>1,845,850</b>	<b>1,847,260</b>	<b>1,559,284</b>
<b>Department Revenue Total</b>	<b>130,357</b>	<b>(198,618)</b>	<b>11,250</b>	<b>11,250</b>	<b>6,000</b>

**DEPARTMENT POSITION SUMMARY**

<u>Title</u>	<u># of Positions</u>	<u>Total Salary</u>
MENTAL HEALTH SPEC CLIN SUPV	2	150,788
MENTAL HEALTH SPEC UNIT LEADER	2	162,094
MENTAL HEALTH SPECIALIST	6	391,889
PSYCHOLOGIST III	1	56,399
SR MENTAL HEALTH NURSE	1	56,475
STAFF PSYCHIATRIST	2	181,507
SUPV PSYCHIATRIST	1	225,139
<b>Total Benefited Positions</b>	<b>15</b>	<b>1,224,291</b>

GENERAL FUND

Department 4322 Contracted Mental Health Service  
 Division 2320 Contracted OMH & OMRDD Services

EXPENSES

<u>Account</u>	2014 Actual	2015 Actual	2016 Adopted Budget	2016 Amended Budget	2017 Executive Recommendation
4600 - Misc Contractual Expense	6,613,590	7,295,473	7,642,941	8,197,129	7,884,219
<b>Division Total</b>	<b>6,613,590</b>	<b>7,295,473</b>	<b>7,642,941</b>	<b>8,197,129</b>	<b>7,884,219</b>

REVENUES

<u>Account</u>	2014 Actual	2015 Actual	2016 Adopted Budget	2016 Amended Budget	2017 Executive Recommendation
3300 - State Aid	5,972,984	5,608,948	6,674,190	6,720,399	6,723,689
<b>Division Total</b>	<b>5,972,984</b>	<b>5,608,948</b>	<b>6,674,190</b>	<b>6,720,399</b>	<b>6,723,689</b>

<b>Department Expense Total</b>	<b>6,613,590</b>	<b>7,295,473</b>	<b>7,642,941</b>	<b>8,197,129</b>	<b>7,884,219</b>
<b>Department Revenue Total</b>	<b>5,972,984</b>	<b>5,608,948</b>	<b>6,674,190</b>	<b>6,720,399</b>	<b>6,723,689</b>

GENERAL FUND

Department 4390 Psychiatric Exp Criminal Actions  
Division 2355 Criminal Court Order

EXPENSES

<u>Account</u>	<u>2014 Actual</u>	<u>2015 Actual</u>	<u>2016 Adopted Budget</u>	<u>2016 Amended Budget</u>	<u>2017 Executive Recommendation</u>
4300 - Professional Services	245,383	146,434	300,000	300,000	300,000
Division Total	<u>245,383</u>	<u>146,434</u>	<u>300,000</u>	<u>300,000</u>	<u>300,000</u>
<b>Department Expense Total</b>	<b>245,383</b>	<b>146,434</b>	<b>300,000</b>	<b>300,000</b>	<b>300,000</b>

**GENERAL FUND**

Department 5630 Bus Operations  
Division 5901 UCAT

**EXPENSES**

<u>Account</u>	2014 <u>Actual</u>	2015 <u>Actual</u>	2016 <u>Adopted Budget</u>	2016 <u>Amended Budget</u>	2017 <u>Executive Recommendation</u>
1300 - Regular Pay	1,998,694	2,064,048	2,233,915	2,233,915	1,932,738
1400 - Part Time Pay	313,025	299,787	299,852	299,852	240,000
1410 - Overtime Pay	60,429	59,063	60,000	60,000	60,000
1420 - Contractual Pays	68,476	68,782	67,500	67,500	67,112
2000 - Office Equipment	1,799	-	2,400	2,400	-
2100 - Vehicles	364,792	864,340	1,024,000	1,168,309	-
2200 - Computer Equipment	13,972	12,908	13,000	48,000	13,000
2300 - Other Equipment	7,132	24,992	20,500	20,500	-
4000 - Supplies	747,960	576,301	736,500	686,028	649,450
4200 - Building Maint & Repair	9,076	21,701	8,650	24,122	8,650
4300 - Professional Services	16,637	26,356	23,000	23,000	25,000
4510 - Insurance	39,241	-	40,000	40,000	-
4570 - Leases/Rental	237	237	350	350	350
4580 - Conference Expenses	8,499	6,569	6,500	6,500	6,500
4590 - Travel	15,363	16,997	17,500	17,500	20,000
4600 - Misc Contractual Expense	139,285	85,671	152,200	152,200	177,795
4670 - Communication Expenses	22,003	22,267	24,000	24,000	24,000
4690 - Maintenance	100,367	115,276	92,500	285,820	87,950
8000 - Retirement	482,459	444,706	401,158	401,158	395,956
8010 - Social Security/FICA	179,398	180,724	203,587	203,587	175,939
8020 - Health Insurance	560,385	598,338	714,193	714,193	880,299
8060 - Employee Payments	750	875	875	875	875
Division Total	5,149,980	5,489,938	6,142,180	6,479,809	4,765,614

**REVENUES**

<u>Account</u>	2014 <u>Actual</u>	2015 <u>Actual</u>	2016 <u>Adopted Budget</u>	2016 <u>Amended Budget</u>	2017 <u>Executive Recommendation</u>
3120 - Departmental Income	449,123	410,247	452,000	452,000	412,000
3200 - Intergovernmental Charges	-	30,483	25,000	25,000	63,100
3270 - Sale of Property	1,825	700	6,500	6,500	11,000
3280 - Misc Local Sources	2,590	6,992	1,500	1,500	-
3300 - State Aid	1,715,398	1,705,298	1,805,092	1,805,092	1,390,172
3400 - Federal Aid	1,478,470	2,243,508	2,146,400	2,146,400	1,272,000
3600 - Intra-fund Revenues	93,027	87,757	75,000	75,000	75,000
Division Total	3,740,433	4,484,985	4,511,492	4,511,492	3,223,272

GENERAL FUND

Department 5630 Bus Operations  
Division 5902 Bus Operations

EXPENSES

<u>Account</u>	2014 <u>Actual</u>	2015 <u>Actual</u>	2016 <u>Adopted Budget</u>	2016 <u>Amended Budget</u>	2017 <u>Executive Recommendation</u>
4600 - Misc Contractual Expense	966,733	1,322,526	1,234,302	1,294,302	1,350,000
Division Total	<u>966,733</u>	<u>1,322,526</u>	<u>1,234,302</u>	<u>1,294,302</u>	<u>1,350,000</u>

REVENUES

<u>Account</u>	2014 <u>Actual</u>	2015 <u>Actual</u>	2016 <u>Adopted Budget</u>	2016 <u>Amended Budget</u>	2017 <u>Executive Recommendation</u>
3300 - State Aid	1,001,054	1,322,526	1,234,302	1,294,302	1,350,000
Division Total	<u>1,001,054</u>	<u>1,322,526</u>	<u>1,234,302</u>	<u>1,294,302</u>	<u>1,350,000</u>

Division 5903 Regional Links

EXPENSES

<u>Account</u>	2014 <u>Actual</u>	2015 <u>Actual</u>	2016 <u>Adopted Budget</u>	2016 <u>Amended Budget</u>	2017 <u>Executive Recommendation</u>
1300 - Regular Pay	-	-	-	-	301,105
1400 - Part Time Pay	-	-	-	-	106,314
1410 - Overtime Pay	-	-	-	-	2,500
1420 - Contractual Pays	-	-	-	-	16,541
4000 - Supplies	-	-	-	-	107,500
4300 - Professional Services	-	-	-	-	550
4510 - Insurance	-	-	-	-	11,000
4590 - Travel	-	-	-	-	20,000
4600 - Misc Contractual Expense	-	-	-	-	2,400
4670 - Communication Expenses	-	-	-	-	2,050
4690 - Maintenance	-	-	-	-	2,500
8010 - Social Security/FICA	-	100	-	-	32,624
Division Total	<u>-</u>	<u>100</u>	<u>-</u>	<u>-</u>	<u>605,084</u>



GENERAL FUND

Department 5630 Bus Operations

Division 5903 Regional Links

REVENUES

<u>Account</u>	2014 Actual	2015 Actual	2016 Adopted Budget	2016 Amended Budget	2017 Executive Recommendation
3120 - Departmental Income	-	-	-	-	105,000
3300 - State Aid	-	-	-	-	340,000
 Division Total	 -	 -	 -	 -	 445,000

Division 5904 Municipal Transit

EXPENSES

<u>Account</u>	2014 Actual	2015 Actual	2016 Adopted Budget	2016 Amended Budget	2017 Executive Recommendation
1300 - Regular Pay	88,209	78,705	84,722	84,722	86,098
1400 - Part Time Pay	-	(1,069)	35,438	35,438	16,315
1410 - Overtime Pay	1,854	2,686	1,500	1,500	2,000
1420 - Contractual Pays	3,497	3,722	3,963	3,963	4,052
4000 - Supplies	8,149	9,430	9,250	9,250	12,250
4300 - Professional Services	190	330	300	300	500
4670 - Communication Expenses	680	689	1,000	1,000	1,400
4690 - Maintenance	3,078	1,478	3,200	3,200	3,700
8010 - Social Security/FICA	8,112	9,522	9,611	9,611	8,298
 Division Total	 113,769	 105,492	 148,984	 148,984	 134,613

**GENERAL FUND**

Department 5630 Bus Operations  
 Division 5904 Municipal Transit

**REVENUES**

<u>Account</u>	2014 Actual	2015 Actual	2016 Adopted Budget	2016 Amended Budget	2017 Executive Recommendation
3120 - Departmental Income	67,864	15,971	18,000	18,000	16,000
3200 - Intergovernmental Charges	14,595	90,130	62,665	62,665	82,000
3300 - State Aid	64,783	56,000	66,000	66,000	50,000
3400 - Federal Aid	-	-	-	-	30,000
3600 - Intra-fund Revenues	121	68	-	-	-
<b>Division Total</b>	<b>147,363</b>	<b>162,169</b>	<b>146,665</b>	<b>146,665</b>	<b>178,000</b>

<b>Department Expense Total</b>	<b>6,230,482</b>	<b>6,918,057</b>	<b>7,525,466</b>	<b>7,923,095</b>	<b>6,855,311</b>
<b>Department Revenue Total</b>	<b>4,888,850</b>	<b>5,969,680</b>	<b>5,892,459</b>	<b>5,952,459</b>	<b>5,196,272</b>

**DEPARTMENT POSITION SUMMARY**

<u>Title</u>	<u># of Positions</u>	<u>Total Salary</u>
ACCOUNT CLERK/TYPIST	1	40,325
ADMINISTRATIVE AIDE/TYPIST	1	49,171
AUTOMOTIVE MECHANIC II	4	181,547
BUS DISPATCHER	1	45,573
BUS DRIVER	28	1,218,817
BUS DRIVER DISPATCHER	5	209,040
DEP DIR OF PUB TRANSPORTATION	1	62,254
DIR OF PUBLIC TRANSPORTATION	1	77,314
LEAD AUTOMOTIVE MECHANIC	2	107,580
PUB TRNS DISPATCHER TRAINER	1	49,171
PUB TRNS GRTS & PROCURMNT SPEC	1	61,485
PUB TRNS MTCE & SAFETY CRD	1	59,426
PUBLIC TRANSIT COORDINATOR	1	60,570
SR BUS DISPATCHER	1	49,414
TRANSPORTATION COORD AST	1	48,256
<b>Total Benefited Positions</b>	<b>50</b>	<b>2,319,943</b>

**GENERAL FUND**

Department 5650 Off Street Parking  
 Division 5930 Off Street Parking

**EXPENSES**

<u>Account</u>	2014 Actual	2015 Actual	2016 Adopted Budget	2016 Amended Budget	2017 Executive Recommendation
1400 - Part Time Pay	38,943	38,806	38,695	38,695	38,695
2300 - Other Equipment	-	8,700	4,500	4,500	5,000
4000 - Supplies	-	1,830	200	200	200
4200 - Building Maint & Repair	1,692	1,546	2,250	2,250	2,250
4690 - Maintenance	4,591	1,686	2,000	2,000	2,000
8010 - Social Security/FICA	2,979	2,969	2,961	2,961	2,960
<b>Division Total</b>	<b>48,205</b>	<b>55,537</b>	<b>50,606</b>	<b>50,606</b>	<b>51,105</b>

**REVENUES**

<u>Account</u>	2014 Actual	2015 Actual	2016 Adopted Budget	2016 Amended Budget	2017 Executive Recommendation
3120 - Departmental Income	37,649	36,593	35,000	35,000	35,000
3240 - Use of Money & Property	1,100	1,200	1,200	1,200	1,200
<b>Division Total</b>	<b>38,749</b>	<b>37,793</b>	<b>36,200</b>	<b>36,200</b>	<b>36,200</b>

**Department Expense Total                      48,205              55,537              50,606              50,606              51,105**

**Department Revenue Total                      38,749              37,793              36,200              36,200              36,200**

**DEPARTMENT POSITION SUMMARY**

<u>Title</u>	<u># of Positions</u>	<u>Total Salary</u>
Total Benefited Positions	-	-

GENERAL FUND

Department 6010 Social Services Administration  
 Division 2600 DSS Admin

EXPENSES

<u>Account</u>	2014 Actual	2015 Actual	2016 Adopted Budget	2016 Amended Budget	2017 Executive Recommendation
1300 - Regular Pay	1,399,878	862,464	973,235	940,435	1,128,160
1410 - Overtime Pay	252	(655)	1,000	700	-
1420 - Contractual Pays	49,128	41,012	246,000	196,300	250,785
2000 - Office Equipment	1,691	569	12,500	12,855	13,000
2200 - Computer Equipment	34,666	-	5,000	5,000	10,000
4000 - Supplies	21,075	21,214	28,300	51,635	24,800
4200 - Building Maint & Repair	51,022	27,850	510,025	295,077	545,239
4300 - Professional Services	251,561	143,441	227,300	178,659	66,500
4510 - Insurance	139,985	139,033	145,000	145,000	145,000
4570 - Leases/Rental	123,619	18,771	13,303	67,038	80,660
4580 - Conference Expenses	5,913	5,843	4,000	4,000	6,000
4590 - Travel	1,349	3,660	1,200	4,700	4,200
4600 - Misc Contractual Expense	15,549	19,060	17,600	17,600	29,000
4670 - Communication Expenses	174,833	71,062	157,600	157,600	219,680
4690 - Maintenance	2,750	13,634	5,800	5,800	3,500
4750 - Intra-County Charges	29,455	111	1,500	202,038	500
8000 - Retirement	2,885,628	2,586,991	2,674,114	2,674,114	2,487,959
8010 - Social Security/FICA	107,069	81,426	93,348	93,348	105,489
8020 - Health Insurance	4,438,339	4,101,757	4,527,986	4,527,986	5,352,221
<b>Division Total</b>	<b>9,733,760</b>	<b>8,137,243</b>	<b>9,644,811</b>	<b>9,579,886</b>	<b>10,472,693</b>

REVENUES

<u>Account</u>	2014 Actual	2015 Actual	2016 Adopted Budget	2016 Amended Budget	2017 Executive Recommendation
3280 - Misc Local Sources	95,962	128,205	100,000	100,000	100,000
3300 - State Aid	7,537,545	8,123,357	8,769,679	8,984,721	9,068,677
3400 - Federal Aid	15,422,622	17,576,817	17,571,677	17,571,677	17,791,537
<b>Division Total</b>	<b>23,056,128</b>	<b>25,828,379</b>	<b>26,441,356</b>	<b>26,656,398</b>	<b>26,960,214</b>

GENERAL FUND

Department 6010 Social Services Administration  
 Division 2601 DSS Admin Exempt

EXPENSES

<u>Account</u>	2014 Actual	2015 Actual	2016 Adopted Budget	2016 Amended Budget	2017 Executive Recommendation
4200 - Building Maint & Repair	1,461	405,987	-	-	-
4300 - Professional Services	394,156	-	-	-	-
4570 - Leases/Rental	3,688	-	-	-	-
4670 - Communication Expenses	5,145	4,680	-	-	-
<b>Division Total</b>	<b>404,449</b>	<b>410,667</b>	<b>-</b>	<b>-</b>	<b>-</b>

Division 2602 Child Support Admin IV-D

EXPENSES

<u>Account</u>	2014 Actual	2015 Actual	2016 Adopted Budget	2016 Amended Budget	2017 Executive Recommendation
1300 - Regular Pay	208,986	210,299	179,270	212,070	217,417
1410 - Overtime Pay	-	16,268	10,000	23,800	10,000
4000 - Supplies	3,796	8,622	6,000	6,000	6,000
4200 - Building Maint & Repair	14,127	13,776	15,361	15,361	15,127
4300 - Professional Services	30,624	30,729	30,924	13,060	36,666
4570 - Leases/Rental	40,035	2,914	5,036	4,436	-
4580 - Conference Expenses	1,169	1,329	1,500	1,900	1,800
4590 - Travel	258	952	1,000	1,000	1,100
4600 - Misc Contractual Expense	10,305	9,127	11,050	11,050	4,260
4670 - Communication Expenses	840	662	2,000	2,000	-
4690 - Maintenance	1,001	327	1,100	1,100	-
4750 - Intra-County Charges	189	160	1,000	18,864	500
8010 - Social Security/FICA	15,657	17,004	14,479	14,479	17,397
<b>Division Total</b>	<b>326,987</b>	<b>312,169</b>	<b>278,720</b>	<b>325,120</b>	<b>310,267</b>

**GENERAL FUND**

Department 6010 Social Services Administration  
 Division 2603 Child Support IV - D Collect

EXPENSES

<u>Account</u>	2014 Actual	2015 Actual	2016 Adopted Budget	2016 Amended Budget	2017 Executive Recommendation
1300 - Regular Pay	89,377	91,843	94,706	94,706	98,371
1410 - Overtime Pay	-	6,264	4,000	12,500	4,000
4000 - Supplies	63	-	-	-	-
4300 - Professional Services	26,585	20,049	33,000	33,000	33,000
4590 - Travel	56	173	-	200	200
8010 - Social Security/FICA	6,597	7,263	7,551	7,551	7,831
<b>Division Total</b>	<b>122,678</b>	<b>125,592</b>	<b>139,257</b>	<b>147,957</b>	<b>143,402</b>

Division 2604 Child Support Estab Paternity

EXPENSES

<u>Account</u>	2014 Actual	2015 Actual	2016 Adopted Budget	2016 Amended Budget	2017 Executive Recommendation
1300 - Regular Pay	236,704	215,206	242,312	207,343	243,093
1410 - Overtime Pay	-	11,047	5,000	20,000	5,000
1420 - Contractual Pays	-	2,265	-	-	-
4600 - Misc Contractual Expense	10,676	8,415	15,000	15,000	15,000
8010 - Social Security/FICA	17,257	16,843	18,919	18,919	18,979
<b>Division Total</b>	<b>264,637</b>	<b>253,776</b>	<b>281,231</b>	<b>261,262</b>	<b>282,072</b>

Division 2605 Child Support IV - D Estab Supp

EXPENSES

<u>Account</u>	2014 Actual	2015 Actual	2016 Adopted Budget	2016 Amended Budget	2017 Executive Recommendation
1300 - Regular Pay	250,126	271,110	336,768	336,768	332,669
1410 - Overtime Pay	-	11,374	5,000	23,600	5,000
1420 - Contractual Pays	2,957	-	-	-	-
4580 - Conference Expenses	40	-	-	-	-
4590 - Travel	1,057	209	800	800	500
8010 - Social Security/FICA	18,415	20,571	26,145	26,145	25,832
<b>Division Total</b>	<b>272,595</b>	<b>303,264</b>	<b>368,713</b>	<b>387,313</b>	<b>364,001</b>

**GENERAL FUND**

Department 6010 Social Services Administration  
 Division 2606 Employment

**EXPENSES**

<u>Account</u>	2014 Actual	2015 Actual	2016 Adopted Budget	2016 Amended Budget	2017 Executive Recommendation
4200 - Building Maint & Repair	3,291	4,177	4,983	4,983	4,907
4300 - Professional Services	192,345	198,450	206,911	224,911	210,040
4570 - Leases/Rental	10,533	-	-	-	-
4690 - Maintenance	500	-	-	-	-
<b>Division Total</b>	<b>206,670</b>	<b>202,627</b>	<b>211,894</b>	<b>229,894</b>	<b>214,947</b>

Division 2607 Food Stamps

**EXPENSES**

<u>Account</u>	2014 Actual	2015 Actual	2016 Adopted Budget	2016 Amended Budget	2017 Executive Recommendation
1300 - Regular Pay	728,882	829,378	850,865	850,865	862,076
1410 - Overtime Pay	15,618	15,887	10,000	10,000	10,000
1420 - Contractual Pays	7,740	13,767	4,000	4,000	4,000
2200 - Computer Equipment	-	-	-	11,450	-
4000 - Supplies	5,993	3,443	5,500	5,500	4,500
4200 - Building Maint & Repair	14,282	14,957	17,021	17,021	16,763
4300 - Professional Services	170	185	-	200	300
4570 - Leases/Rental	38,941	3,152	8,204	2,204	-
4580 - Conference Expenses	10	218	500	550	300
4590 - Travel	279	-	400	400	200
4600 - Misc Contractual Expense	6,502	7,013	6,500	6,500	7,200
4670 - Communication Expenses	298	-	700	700	-
4690 - Maintenance	667	-	1,600	1,600	-
4750 - Intra-County Charges	921	582	1,000	1,600	800
8010 - Social Security/FICA	55,973	64,099	66,162	66,162	67,020
<b>Division Total</b>	<b>876,276</b>	<b>952,680</b>	<b>972,452</b>	<b>978,752</b>	<b>973,159</b>

**GENERAL FUND**

Department 6010 Social Services Administration  
 Division 2608 DSS Grants

**EXPENSES**

<u>Account</u>	2014 <u>Actual</u>	2015 <u>Actual</u>	2016 <u>Adopted Budget</u>	2016 <u>Amended Budget</u>	2017 <u>Executive Recommendation</u>
4300 - Professional Services	-	337,366	288,633	248,063	251,365
4600 - Misc Contractual Expense	1,200,928	-	-	-	-
<b>Division Total</b>	<b>1,200,928</b>	<b>337,366</b>	<b>288,633</b>	<b>248,063</b>	<b>251,365</b>

**REVENUES**

<u>Account</u>	2014 <u>Actual</u>	2015 <u>Actual</u>	2016 <u>Adopted Budget</u>	2016 <u>Amended Budget</u>	2017 <u>Executive Recommendation</u>
3300 - State Aid	229,185	192,031	288,633	288,633	283,926
3400 - Federal Aid	271,803	119,005	-	-	-
<b>Division Total</b>	<b>500,988</b>	<b>311,036</b>	<b>288,633</b>	<b>288,633</b>	<b>283,926</b>

Division 2609 Medical Assistance

**EXPENSES**

<u>Account</u>	2014 <u>Actual</u>	2015 <u>Actual</u>	2016 <u>Adopted Budget</u>	2016 <u>Amended Budget</u>	2017 <u>Executive Recommendation</u>
1300 - Regular Pay	1,987,454	1,543,226	1,948,362	1,938,312	1,510,650
1400 - Part Time Pay	-	4,823	-	10,050	-
1410 - Overtime Pay	2,314	3,602	10,000	10,000	5,000
1420 - Contractual Pays	11,836	54,102	10,000	35,600	10,000
2200 - Computer Equipment	217	-	-	40,000	-
4000 - Supplies	6,523	5,017	11,000	11,000	6,700
4200 - Building Maint & Repair	24,368	29,236	34,458	34,458	33,931
4300 - Professional Services	-	-	15,000	15,000	-
4570 - Leases/Rental	75,555	9,036	14,180	-	-
4580 - Conference Expenses	2,458	2,949	2,000	2,000	3,000
4590 - Travel	415	128	400	400	400
4600 - Misc Contractual Expense	10,319	10,590	12,000	12,000	12,000
4670 - Communication Expenses	713	284	2,000	2,000	-
4690 - Maintenance	3,168	-	2,500	2,500	-
4750 - Intra-County Charges	621	-	300	300	200
8010 - Social Security/FICA	148,097	118,126	150,580	150,580	116,712
<b>Division Total</b>	<b>2,274,059</b>	<b>1,781,119</b>	<b>2,212,780</b>	<b>2,264,200</b>	<b>1,698,593</b>



**GENERAL FUND**

Department 6010 Social Services Administration  
 Division 2610 Medical Assistance Professionals

EXPENSES

<u>Account</u>	<u>2014 Actual</u>	<u>2015 Actual</u>	<u>2016 Adopted Budget</u>	<u>2016 Amended Budget</u>	<u>2017 Executive Recommendation</u>
1300 - Regular Pay	58,959	64,923	62,027	62,027	61,789
4000 - Supplies	-	-	300	300	-
4590 - Travel	-	276	-	675	-
8010 - Social Security/FICA	4,132	4,861	4,745	4,745	4,727
 Division Total	 <u>63,091</u>	 <u>70,060</u>	 <u>67,072</u>	 <u>67,747</u>	 <u>66,516</u>

Division 2611 Other HEAP

EXPENSES

<u>Account</u>	<u>2014 Actual</u>	<u>2015 Actual</u>	<u>2016 Adopted Budget</u>	<u>2016 Amended Budget</u>	<u>2017 Executive Recommendation</u>
1300 - Regular Pay	426,743	305,807	298,497	298,497	299,899
1400 - Part Time Pay	8,168	-	-	-	-
1410 - Overtime Pay	6,980	7,193	15,000	14,400	7,500
1420 - Contractual Pays	11,014	2,626	2,500	8,200	2,500
4000 - Supplies	350	1,046	5,000	5,000	1,500
4200 - Building Maint & Repair	3,626	5,117	6,227	6,227	6,133
4300 - Professional Services	23,750	19,000	44,000	44,000	19,000
4570 - Leases/Rental	11,258	1,254	2,048	1,748	-
4580 - Conference Expenses	-	30	500	500	200
4590 - Travel	13	47	200	200	200
4600 - Misc Contractual Expense	985	1,431	2,000	2,000	1,500
4690 - Maintenance	500	-	455	455	-
4750 - Intra-County Charges	205	-	500	500	300
8010 - Social Security/FICA	33,745	23,612	24,174	24,174	23,707
 Division Total	 <u>527,339</u>	 <u>367,164</u>	 <u>401,101</u>	 <u>405,901</u>	 <u>362,439</u>

GENERAL FUND

Department 6010 Social Services Administration  
 Division 2612 Other Early Intervention

EXPENSES

<u>Account</u>	2014 <u>Actual</u>	2015 <u>Actual</u>	2016 <u>Adopted Budget</u>	2016 <u>Amended Budget</u>	2017 <u>Executive Recommendation</u>
1300 - Regular Pay	767,117	829,705	854,355	854,355	846,517
1410 - Overtime Pay	-	105	-	200	-
1420 - Contractual Pays	35,885	6,500	8,000	9,200	8,000
2000 - Office Equipment	-	2,875	-	319	-
2200 - Computer Equipment	-	32	-	827	-
4000 - Supplies	4,838	2,568	4,000	4,000	3,700
4200 - Building Maint & Repair	6,843	11,839	14,946	14,946	14,719
4300 - Professional Services	155,554	107,070	128,000	128,000	131,802
4570 - Leases/Rental	21,430	3,517	5,976	5,926	-
4580 - Conference Expenses	386	725	700	700	1,000
4590 - Travel	13,656	13,564	16,000	16,000	15,000
4600 - Misc Contractual Expense	5,203	5,629	7,000	7,000	5,600
4670 - Communication Expenses	1,585	1,884	1,500	1,500	-
4690 - Maintenance	1,001	39,306	53,001	53,001	44,500
4750 - Intra-County Charges	88	182	600	600	300
8010 - Social Security/FICA	57,340	62,539	65,970	65,970	65,371
 Division Total	 <u>1,070,926</u>	 <u>1,088,040</u>	 <u>1,160,048</u>	 <u>1,162,544</u>	 <u>1,136,509</u>

Division 2613 Other Finger Imaging

EXPENSES

<u>Account</u>	2014 <u>Actual</u>	2015 <u>Actual</u>	2016 <u>Adopted Budget</u>	2016 <u>Amended Budget</u>	2017 <u>Executive Recommendation</u>
4600 - Misc Contractual Expense	65	-	-	-	-
 Division Total	 <u>65</u>	 <u>-</u>	 <u>-</u>	 <u>-</u>	 <u>-</u>

GENERAL FUND

Department 6010 Social Services Administration  
 Division 2614 Services

EXPENSES

<u>Account</u>	<u>2014</u> Actual	<u>2015</u> Actual	<u>2016</u> Adopted Budget	<u>2016</u> Amended Budget	<u>2017</u> Executive Recommendation
1300 - Regular Pay	4,284,622	4,223,075	4,516,173	4,516,173	4,596,055
1400 - Part Time Pay	47,472	21,827	22,256	22,256	22,171
1410 - Overtime Pay	80,301	82,031	90,000	86,300	90,000
1420 - Contractual Pays	129,186	154,854	92,500	92,500	92,500
2000 - Office Equipment	355	6,027	-	-	-
2200 - Computer Equipment	-	-	-	7,100	-
4000 - Supplies	69,742	48,592	76,000	84,000	70,500
4200 - Building Maint & Repair	69,874	67,569	74,313	74,313	73,177
4300 - Professional Services	309,739	520,217	460,777	609,799	422,751
4570 - Leases/Rental	247,855	89,373	81,023	59,000	75,476
4580 - Conference Expenses	3,334	4,136	4,000	4,300	4,100
4590 - Travel	94,948	74,798	105,000	101,225	90,000
4600 - Misc Contractual Expense	35,509	34,890	43,000	109,850	46,160
4670 - Communication Expenses	20,554	17,635	30,000	30,000	2,700
4690 - Maintenance	15,782	6,474	21,500	21,500	18,000
4750 - Intra-County Charges	1,275	266	800	800	500
8010 - Social Security/FICA	336,179	332,019	361,151	361,151	367,256
 Division Total	 <u>5,746,725</u>	 <u>5,683,783</u>	 <u>5,978,493</u>	 <u>6,180,267</u>	 <u>5,971,346</u>

**GENERAL FUND**

Department 6010 Social Services Administration  
 Division 2615 Services CCS

**EXPENSES**

<u>Account</u>	2014 <u>Actual</u>	2015 <u>Actual</u>	2016 <u>Adopted Budget</u>	2016 <u>Amended Budget</u>	2017 <u>Executive Recommendation</u>
1300 - Regular Pay	1,516,802	1,710,827	1,774,212	1,774,212	1,779,338
1400 - Part Time Pay	100,530	1	9,141	9,141	9,141
1410 - Overtime Pay	4,470	4,440	4,000	4,000	5,000
1420 - Contractual Pays	53,341	35,723	25,000	25,000	25,000
2000 - Office Equipment	1,042	1,935	-	-	-
2200 - Computer Equipment	-	899	-	70	-
4000 - Supplies	18,722	12,518	25,600	24,197	20,000
4200 - Building Maint & Repair	32,864	40,074	36,374	38,208	24,620
4300 - Professional Services	559,545	819,322	980,802	980,802	975,235
4570 - Leases/Rental	136,975	65,203	56,536	55,236	63,636
4580 - Conference Expenses	55	1,447	1,000	1,500	1,000
4590 - Travel	7,928	8,633	13,000	12,500	10,000
4600 - Misc Contractual Expense	1,763	8,110	8,300	8,842	2,200
4670 - Communication Expenses	6,436	7,983	11,000	11,000	4,865
4690 - Maintenance	7,124	4,546	17,000	17,000	7,000
4750 - Intra-County Charges	-	868	-	-	-
8010 - Social Security/FICA	122,559	126,236	138,645	138,645	139,114
<b>Division Total</b>	<b>2,570,158</b>	<b>2,848,766</b>	<b>3,100,610</b>	<b>3,100,353</b>	<b>3,066,149</b>

Division 2616 Special Investigations

**EXPENSES**

<u>Account</u>	2014 <u>Actual</u>	2015 <u>Actual</u>	2016 <u>Adopted Budget</u>	2016 <u>Amended Budget</u>	2017 <u>Executive Recommendation</u>
1300 - Regular Pay	241,135	213,550	253,295	253,295	265,374
1410 - Overtime Pay	-	228	-	1,000	25,000
1420 - Contractual Pays	8,202	22,058	-	-	-
2200 - Computer Equipment	-	32	-	827	-
4000 - Supplies	5,042	3,217	5,500	5,500	5,000
4200 - Building Maint & Repair	2,731	3,190	3,736	3,736	3,680
4300 - Professional Services	42,537	18,097	77,500	20,707	58,242
4570 - Leases/Rental	14,707	7,243	19,659	19,159	17,378
4580 - Conference Expenses	132	337	300	1,200	400
4590 - Travel	848	40	1,000	1,000	500
4600 - Misc Contractual Expense	4,372	4,779	5,300	5,300	500
4670 - Communication Expenses	2,452	2,158	2,000	2,000	1,820
4690 - Maintenance	864	828	1,255	1,255	800
4750 - Intra-County Charges	310	-	-	18,463	-
8010 - Social Security/FICA	18,795	17,702	19,377	19,377	22,214
<b>Division Total</b>	<b>342,127</b>	<b>293,458</b>	<b>388,922</b>	<b>352,819</b>	<b>400,908</b>

**GENERAL FUND**

Department 6010 Social Services Administration

Division 2617 Temporary Assistance

**EXPENSES**

<u>Account</u>	2014 <u>Actual</u>	2015 <u>Actual</u>	2016 <u>Adopted Budget</u>	2016 <u>Amended Budget</u>	2017 <u>Executive Recommendation</u>
1300 - Regular Pay	1,527,664	1,537,590	1,649,038	1,612,838	1,622,143
1400 - Part Time Pay	5,354	19,736	14,278	50,478	14,224
1410 - Overtime Pay	17,946	15,693	17,000	17,000	14,000
1420 - Contractual Pays	40,856	37,069	13,500	19,200	14,000
2000 - Office Equipment	1,258	355	-	-	-
4000 - Supplies	12,217	7,115	7,500	7,300	7,200
4200 - Building Maint & Repair	34,615	24,405	24,080	24,080	23,712
4300 - Professional Services	107,077	205,110	298,860	296,360	288,860
4570 - Leases/Rental	96,649	5,442	10,126	-	-
4580 - Conference Expenses	1,434	1,629	1,500	2,400	1,700
4590 - Travel	80	529	200	750	600
4600 - Misc Contractual Expense	16,595	15,741	17,500	17,500	17,000
4670 - Communication Expenses	-	828	500	500	660
4690 - Maintenance	3,502	-	1,900	1,900	-
4750 - Intra-County Charges	8,428	5,860	10,000	10,000	7,000
8010 - Social Security/FICA	116,945	118,481	129,577	129,577	127,324
<b>Division Total</b>	<b>1,990,618</b>	<b>1,995,585</b>	<b>2,195,559</b>	<b>2,189,883</b>	<b>2,138,423</b>

Division 2619 Temporary Assistance Exempt

**EXPENSES**

<u>Account</u>	2014 <u>Actual</u>	2015 <u>Actual</u>	2016 <u>Adopted Budget</u>	2016 <u>Amended Budget</u>	2017 <u>Executive Recommendation</u>
1300 - Regular Pay	241,235	220,642	252,043	252,043	-
2000 - Office Equipment	-	-	-	11,800	-
2200 - Computer Equipment	-	355	-	-	-
4000 - Supplies	1,537	764	2,000	2,000	-
4200 - Building Maint & Repair	2,432	3,402	4,151	4,151	-
4300 - Professional Services	379	-	-	-	-
4570 - Leases/Rental	6,125	921	-	-	-
4580 - Conference Expenses	-	-	500	350	-
4590 - Travel	-	17	300	-	-
4600 - Misc Contractual Expense	9,170	6,520	12,000	12,000	-
4670 - Communication Expenses	929	-	-	-	-
4690 - Maintenance	-	-	455	455	-
4750 - Intra-County Charges	1,206	100	200	200	-
8010 - Social Security/FICA	17,811	16,288	19,281	19,281	-
<b>Division Total</b>	<b>280,824</b>	<b>249,009</b>	<b>290,930</b>	<b>302,280</b>	<b>-</b>

GENERAL FUND

Department 6010 Social Services Administration  
 Division 2620 DSS Training

EXPENSES

<u>Account</u>	2014 Actual	2015 Actual	2016 Adopted Budget	2016 Amended Budget	2017 Executive Recommendation
1300 - Regular Pay	44,056	44,963	44,999	44,999	45,009
1410 - Overtime Pay	62	-	-	-	-
4000 - Supplies	103	93	400	400	300
4200 - Building Maint & Repair	-	564	831	831	819
4300 - Professional Services	72,147	46,562	46,047	49,087	49,586
4570 - Leases/Rental	-	-	1,494	494	-
4580 - Conference Expenses	87	164	500	700	250
4590 - Travel	-	69	-	-	100
4600 - Misc Contractual Expense	1	-	1,000	1,000	1,750
4750 - Intra-County Charges	12	135	300	300	300
8010 - Social Security/FICA	3,127	3,192	3,442	3,442	3,443
Division Total	<u>119,596</u>	<u>95,742</u>	<u>99,013</u>	<u>101,253</u>	<u>101,557</u>

Division 2621 WMS

EXPENSES

<u>Account</u>	2014 Actual	2015 Actual	2016 Adopted Budget	2016 Amended Budget	2017 Executive Recommendation
1300 - Regular Pay	81,266	82,747	84,261	84,261	84,111
2200 - Computer Equipment	-	7,054	8,000	8,000	8,000
4000 - Supplies	9,609	3,892	5,800	3,448	4,000
4200 - Building Maint & Repair	2,478	1,703	1,660	1,660	1,637
4570 - Leases/Rental	6,257	-	-	-	-
4670 - Communication Expenses	202	68	400	400	-
4690 - Maintenance	1,700	1,700	1,701	4,053	1,701
8010 - Social Security/FICA	5,962	6,077	6,446	6,446	6,434
Division Total	<u>107,474</u>	<u>103,242</u>	<u>108,268</u>	<u>108,268</u>	<u>105,883</u>

**GENERAL FUND**

Department 6010 Social Services Administration  
 Division 2622 Domestic Violence Services

**EXPENSES**

<u>Account</u>	2014 <u>Actual</u>	2015 <u>Actual</u>	2016 <u>Adopted Budget</u>	2016 <u>Amended Budget</u>	2017 <u>Executive Recommendation</u>
1300 - Regular Pay	234,246	309,941	340,533	340,533	338,080
1410 - Overtime Pay	14,047	12,974	15,000	15,000	15,000
1420 - Contractual Pays	11,520	12,905	13,500	13,500	14,500
4000 - Supplies	277	1,529	5,500	5,500	1,000
4200 - Building Maint & Repair	198	-	-	-	-
4300 - Professional Services	58,196	74,871	75,511	75,931	74,911
4570 - Leases/Rental	834	-	8,488	2,591	-
4580 - Conference Expenses	167	649	300	400	700
4590 - Travel	5,606	4,024	7,000	7,000	6,000
4600 - Misc Contractual Expense	12,728	13,173	300	300	1,260
4670 - Communication Expenses	5,491	4,899	5,676	5,676	2,541
4690 - Maintenance	238	679	2,954	454	1,500
8010 - Social Security/FICA	19,222	24,623	28,231	28,231	28,120
<b>Division Total</b>	<b>362,770</b>	<b>460,266</b>	<b>502,993</b>	<b>495,116</b>	<b>483,612</b>

Division 2623 Admin - Non-Reimbursable

**EXPENSES**

<u>Account</u>	2014 <u>Actual</u>	2015 <u>Actual</u>	2016 <u>Adopted Budget</u>	2016 <u>Amended Budget</u>	2017 <u>Executive Recommendation</u>
1420 - Contractual Pays	125	-	-	-	-
4000 - Supplies	2,118	2,370	4,000	4,000	4,000
4300 - Professional Services	796,741	204,919	309,301	253,903	214,234
4510 - Insurance	38,551	-	-	-	-
4570 - Leases/Rental	-	8,522	-	5,437	23,643
4600 - Misc Contractual Expense	564,181	404,659	1,210,499	1,210,499	916,499
4690 - Maintenance	500	1,310	-	2,500	-
4750 - Intra-County Charges	-	-	-	85,398	-
<b>Division Total</b>	<b>1,402,217</b>	<b>621,780</b>	<b>1,523,800</b>	<b>1,561,737</b>	<b>1,158,376</b>

**REVENUES**

<u>Account</u>	2014 <u>Actual</u>	2015 <u>Actual</u>	2016 <u>Adopted Budget</u>	2016 <u>Amended Budget</u>	2017 <u>Executive Recommendation</u>
3280 - Misc Local Sources	1,458	825	4,000	4,000	4,000
<b>Division Total</b>	<b>1,458</b>	<b>825</b>	<b>4,000</b>	<b>4,000</b>	<b>4,000</b>

**GENERAL FUND**

Department 6010 Social Services Administration

Division 2626 DSS Admin - Legal

EXPENSES

<u>Account</u>	2014 <u>Actual</u>	2015 <u>Actual</u>	2016 <u>Adopted Budget</u>	2016 <u>Amended Budget</u>	2017 <u>Executive Recommendation</u>
1300 - Regular Pay	-	648,830	691,594	691,594	692,107
1410 - Overtime Pay	-	6,953	1,000	1,000	1,000
1420 - Contractual Pays	-	3,500	1,500	1,500	1,500
2000 - Office Equipment	-	320	-	-	-
2200 - Computer Equipment	-	282	-	-	-
4000 - Supplies	-	3,016	1,700	2,700	2,400
4200 - Building Maint & Repair	-	4,636	4,983	4,983	4,907
4300 - Professional Services	-	13,631	35,000	65,000	75,000
4570 - Leases/Rental	-	1,334	2,000	200	-
4580 - Conference Expenses	-	4,242	2,000	4,500	3,000
4590 - Travel	-	1,263	400	1,700	600
4600 - Misc Contractual Expense	-	1,922	4,560	5,940	2,860
4670 - Communication Expenses	-	1,678	15,000	15,000	-
4690 - Maintenance	-	-	1,000	1,000	-
4750 - Intra-County Charges	-	41	500	500	300
8010 - Social Security/FICA	-	33,437	53,098	53,098	53,138
 Division Total	 -	 725,084	 814,335	 848,715	 836,812

Division 2627 Adult Services

EXPENSES

<u>Account</u>	2014 <u>Actual</u>	2015 <u>Actual</u>	2016 <u>Adopted Budget</u>	2016 <u>Amended Budget</u>	2017 <u>Executive Recommendation</u>
1420 - Contractual Pays	125	-	-	-	-
 Division Total	 125	 -	 -	 -	 -



**GENERAL FUND**

Department 6010 Social Services Administration  
 Division 2634 DSS Daycare

**EXPENSES**

<u>Account</u>	2014 <u>Actual</u>	2015 <u>Actual</u>	2016 <u>Adopted Budget</u>	2016 <u>Amended Budget</u>	2017 <u>Executive Recommendation</u>
1300 - Regular Pay	183,118	208,786	214,295	214,295	178,239
1410 - Overtime Pay	1,518	1,060	500	1,100	1,000
4000 - Supplies	1,956	874	1,500	1,500	1,500
4200 - Building Maint & Repair	1,033	3,091	4,151	4,151	4,090
4300 - Professional Services	-	22	-	-	-
4570 - Leases/Rental	4,869	1,686	2,988	782	-
4580 - Conference Expenses	524	-	700	700	500
4590 - Travel	-	-	100	100	100
4600 - Misc Contractual Expense	38,473	3,624	3,000	3,000	4,000
4670 - Communication Expenses	-	-	100	100	-
4690 - Maintenance	500	-	455	455	-
4750 - Intra-County Charges	1,338	120	1,500	1,500	1,000
8010 - Social Security/FICA	13,620	15,546	16,432	16,432	13,712
<b>Division Total</b>	<b>246,948</b>	<b>234,808</b>	<b>245,721</b>	<b>244,115</b>	<b>204,141</b>

Division 2636 DSS - OFA Office Space

**EXPENSES**

<u>Account</u>	2014 <u>Actual</u>	2015 <u>Actual</u>	2016 <u>Adopted Budget</u>	2016 <u>Amended Budget</u>	2017 <u>Executive Recommendation</u>
4200 - Building Maint & Repair	6,557	9,500	11,625	11,625	11,449
4570 - Leases/Rental	16,597	-	-	-	-
<b>Division Total</b>	<b>23,155</b>	<b>9,500</b>	<b>11,625</b>	<b>11,625</b>	<b>11,449</b>

**Department Expense Total**                      **30,537,196**    **27,662,789**    **31,286,981**    **31,555,070**    **30,754,619**

**Department Revenue Total**                      **23,558,574**    **26,140,240**    **26,733,989**    **26,949,031**    **27,248,140**

GENERAL FUND

Department 6010 Social Services Administration

DEPARTMENT POSITION SUMMARY

<u>Title</u>	<u># of Positions</u>	<u>Total Salary</u>
ACCOUNT CLERK	8	302,712
ACCOUNT CLERK/TYPIST	2	74,111
ACCOUNTANT	4	216,141
ADMINISTRATIVE AIDE/TYPIST	1	46,415
ADMINISTRATIVE ASSISTANT	2	101,847
AST DIR OF SOCIAL SERVICES	1	73,255
CASE MANAGER	2	93,858
CASE SUPERVISOR, GRADE B	4	256,875
CASEWORKER	63	3,298,811
CASEWORKER AIDE	9	344,316
CHEMICAL DEPENDENCY SPECIALIST	1	68,778
CHIEF SOCIAL SRVCS INVEST	1	64,646
CHILD SUPPORT SPEC (SPAN)	1	40,833
CHILD SUPPORT SPECIALIST	9	368,069
CLERK	1	37,710
CODING ANALYST	1	54,400
COMM CORRECTIONS ASSISTANT	1	35,470
COMM OF SOCIAL SERVICES	1	107,526
COMMUNITY SERVICES AIDE	5	160,735
COORD CHLD SUPPORT ENFORCEMENT	1	64,646
DATABASE CLERK/TYPIST	10	327,374
DEP COMM FOR ADMINISTRATION	1	84,193
DEPUTY COMM FOR SERVICES	1	84,193
DIR SOCIAL SERVICES PROGRAMS	1	64,137
DIR TEMPORARY ASSISTANCE	1	75,093
DIRECTOR OF FINANCE	1	74,422
DIRECTOR PRESCHOOL/EI SERVICES	1	64,137
EARLY INTERVENTION COORDINATOR	1	57,275
EARLY INTERVENTION SPECIALIST	4	202,845
FAMILY COURT SUPERVISOR	1	60,024
FISCAL MANAGER	1	62,982
HEAD ACCOUNT CLERK	1	49,995
HEAD SOCIAL WELFARE EXAMINER	2	121,758
INFORMATION TECHNOLOGY SUPV	1	34,835
JUNIOR ACCOUNTANT	1	48,486
MANAGED CARE SPECIALIST	1	54,400
MEDICAL WORKER	1	61,789
MENTAL HEALTH SPEC CHILD SRVS	8	521,095
MENTAL HEALTH SPEC CLIN SUPV	2	149,774
MENTAL HEALTH SPEC UNIT LEADER	1	82,646
MHS CLINICAL SUPV CHILD SRVS	1	74,766
NETWORK AST	1	60,242
NUSRING ADMIN SEC	1	42,224
PARALEGAL	1	65,458
PARALEGAL ASSISTANT	1	47,911
PHOTOCOPY ATTENDANT	2	67,558

GENERAL FUND

Department 6010 Social Services Administration

DEPARTMENT POSITION SUMMARY (continued)

PR CHILD SUPPORT SPECIALIST	2	108,344
PRESCHOOL PROGRAM SPECIALIST	2	97,484
PRINCIPAL ACCOUNT CLERK	2	91,837
PRINCIPAL SOCIAL WELFARE EXAM	4	228,756
PROBATION ASSISTANT	1	46,628
PROBATION OFFICER	3	199,489
RECEPTIONIST	6	201,613
RECEPTIONIST W/TYPING	1	35,563
RECORDS TECHNICIAN	1	52,707
REGISTERED PROF NURSE (DSS)	1	50,149
RESOURCE UNIT ADMINISTRATOR	1	58,022
SEC COMMISSIONER SOC SRVCS	1	62,676
SOC SRVCS ADM AST	1	45,646
SOC SRVCS ATTORNEY	5	341,721
SOC SRVCS LAN SPECIALIST	1	48,976
SOCIAL WELFARE EXAMINER	49	2,063,187
SOCIAL WELFARE SPECIALIST	5	233,794
SR ACCOUNT CLERK	6	243,098
SR ACCOUNT CLERK/TYP	1	41,532
SR CASEWORKER	13	745,842
SR CHILD SUPPORT SPECIALIST	2	95,839
SR CLERK	2	74,663
SR DB CLERK/TYPIST	1	34,394
SR HEAP AIDE	1	41,532
SR MANAGEMENT ANALYST	1	76,203
SR PROBATION OFFICER	1	70,616
SR SOC SRVCS ATTORNEY	1	78,988
SR SOCIAL WELFARE EXAMINER	13	635,670
SR TYPIST	3	122,741
STAFF DEVELOP COORD	1	45,009
STF PSYCH	1	133,035
SUPV SOC SRVCS ATTORNEY	1	81,026
TRANSCRIBING TYPIST	2	68,025
TYPIST	2	74,565

Total Benefited Positions

304

15,080,136

GENERAL FUND

Department 6055 Day Care  
 Division 2700 Day Care Block Grant

EXPENSES

<u>Account</u>	2014 Actual	2015 Actual	2016 Adopted Budget	2016 Amended Budget	2017 Executive Recommendation
4600 - Misc Contractual Expense	3,556,354	3,546,820	3,600,000	3,600,000	4,000,000
Division Total	<u>3,556,354</u>	<u>3,546,820</u>	<u>3,600,000</u>	<u>3,600,000</u>	<u>4,000,000</u>

REVENUES

<u>Account</u>	2014 Actual	2015 Actual	2016 Adopted Budget	2016 Amended Budget	2017 Executive Recommendation
3120 - Departmental Income	7,352	16,586	17,000	17,000	17,000
3300 - State Aid	378,007	361,052	405,000	405,000	368,750
3400 - Federal Aid	2,412,482	2,698,711	2,709,612	2,709,612	2,815,796
Division Total	<u>2,797,841</u>	<u>3,076,349</u>	<u>3,131,612</u>	<u>3,131,612</u>	<u>3,201,546</u>

**Department Expense Total**                      **3,556,354**      **3,546,820**      **3,600,000**      **3,600,000**      **4,000,000**

**Department Revenue Total**                      **2,797,841**      **3,076,349**      **3,131,612**      **3,131,612**      **3,201,546**

**GENERAL FUND**

Department 6070 Services for Recipients

Division 2705 Services for Recipients

EXPENSES

<u>Account</u>	2014 <u>Actual</u>	2015 <u>Actual</u>	2016 <u>Adopted Budget</u>	2016 <u>Amended Budget</u>	2017 <u>Executive Recommendation</u>
4600 - Misc Contractual Expense	821,506	788,166	1,000,000	1,000,000	850,000
<b>Division Total</b>	<b>821,506</b>	<b>788,166</b>	<b>1,000,000</b>	<b>1,000,000</b>	<b>850,000</b>

REVENUES

<u>Account</u>	2014 <u>Actual</u>	2015 <u>Actual</u>	2016 <u>Adopted Budget</u>	2016 <u>Amended Budget</u>	2017 <u>Executive Recommendation</u>
3120 - Departmental Income	-	6,119	1,000	1,000	4,500
3300 - State Aid	-	187,321	325,806	325,806	378,807
3400 - Federal Aid	538,181	508,688	163,220	163,220	312,761
<b>Division Total</b>	<b>538,181</b>	<b>702,128</b>	<b>490,026</b>	<b>490,026</b>	<b>696,068</b>

<b>Department Expense Total</b>	<b>821,506</b>	<b>788,166</b>	<b>1,000,000</b>	<b>1,000,000</b>	<b>850,000</b>
---------------------------------	----------------	----------------	------------------	------------------	----------------

<b>Department Revenue Total</b>	<b>538,181</b>	<b>702,128</b>	<b>490,026</b>	<b>490,026</b>	<b>696,068</b>
---------------------------------	----------------	----------------	----------------	----------------	----------------

GENERAL FUND

Department 6101 Medical Assistance  
 Division 2710 Medical Assistance

EXPENSES

<u>Account</u>	2014 Actual	2015 Actual	2016 Adopted Budget	2016 Amended Budget	2017 Executive Recommendation
4600 - Misc Contractual Expense	99,511	40,433	120,000	120,000	70,000
<b>Division Total</b>	<b>99,511</b>	<b>40,433</b>	<b>120,000</b>	<b>120,000</b>	<b>70,000</b>

REVENUES

<u>Account</u>	2014 Actual	2015 Actual	2016 Adopted Budget	2016 Amended Budget	2017 Executive Recommendation
3300 - State Aid	(557,427)	(354,390)	(557,430)	(557,430)	(15,000)
3400 - Federal Aid	(557,432)	(354,246)	(557,430)	(557,430)	(15,000)
<b>Division Total</b>	<b>(1,114,859)</b>	<b>(708,636)</b>	<b>(1,114,860)</b>	<b>(1,114,860)</b>	<b>(30,000)</b>

<b>Department Expense Total</b>	<b>99,511</b>	<b>40,433</b>	<b>120,000</b>	<b>120,000</b>	<b>70,000</b>
<b>Department Revenue Total</b>	<b>(1,114,859)</b>	<b>(708,636)</b>	<b>(1,114,860)</b>	<b>(1,114,860)</b>	<b>(30,000)</b>

GENERAL FUND

Department 6102 Medical Assistance - MMIS

Division 2715 MMIS

EXPENSES

<u>Account</u>	2014 Actual	2015 Actual	2016 Adopted Budget	2016 Amended Budget	2017 Executive Recommendation
4600 - Misc Contractual Expense	36,229,952	34,526,796	34,921,341	35,139,341	35,305,751
<b>Division Total</b>	<b>36,229,952</b>	<b>34,526,796</b>	<b>34,921,341</b>	<b>35,139,341</b>	<b>35,305,751</b>

REVENUES

<u>Account</u>	2014 Actual	2015 Actual	2016 Adopted Budget	2016 Amended Budget	2017 Executive Recommendation
3120 - Departmental Income	1,262,691	747,620	1,300,000	1,300,000	100,000
<b>Division Total</b>	<b>1,262,691</b>	<b>747,620</b>	<b>1,300,000</b>	<b>1,300,000</b>	<b>100,000</b>

**Department Expense Total                    36,229,952      34,526,796      34,921,341      35,139,341      35,305,751**

**Department Revenue Total                    1,262,691      747,620      1,300,000      1,300,000      100,000**

GENERAL FUND

Department 6109 Family Assistance  
 Division 2725 Family Assistance

EXPENSES

<u>Account</u>	2014 <u>Actual</u>	2015 <u>Actual</u>	2016 <u>Adopted Budget</u>	2016 <u>Amended Budget</u>	2017 <u>Executive Recommendation</u>
4600 - Misc Contractual Expense	13,660,409	13,184,477	14,000,000	13,782,000	12,800,000
<b>Division Total</b>	<b>13,660,409</b>	<b>13,184,477</b>	<b>14,000,000</b>	<b>13,782,000</b>	<b>12,800,000</b>

REVENUES

<u>Account</u>	2014 <u>Actual</u>	2015 <u>Actual</u>	2016 <u>Adopted Budget</u>	2016 <u>Amended Budget</u>	2017 <u>Executive Recommendation</u>
3120 - Departmental Income	1,076,381	1,252,772	1,050,000	1,050,000	1,210,000
3300 - State Aid	265,024	278,346	112,732	112,732	434,447
3400 - Federal Aid	8,524,154	7,453,691	8,804,106	8,804,106	6,903,000
<b>Division Total</b>	<b>9,865,559</b>	<b>8,984,809</b>	<b>9,966,838</b>	<b>9,966,838</b>	<b>8,547,447</b>

<b>Department Expense Total</b>	<b>13,660,409</b>	<b>13,184,477</b>	<b>14,000,000</b>	<b>13,782,000</b>	<b>12,800,000</b>
<b>Department Revenue Total</b>	<b>9,865,559</b>	<b>8,984,809</b>	<b>9,966,838</b>	<b>9,966,838</b>	<b>8,547,447</b>



**GENERAL FUND**

Department 6119 Child Care

Division 2730 Child Care

**EXPENSES**

<u>Account</u>	2014 Actual	2015 Actual	2016 Adopted Budget	2016 Amended Budget	2017 Executive Recommendation
4600 - Misc Contractual Expense	11,034,156	7,550,925	7,000,000	7,000,000	7,900,000
<b>Division Total</b>	<b>11,034,156</b>	<b>7,550,925</b>	<b>7,000,000</b>	<b>7,000,000</b>	<b>7,900,000</b>

**REVENUES**

<u>Account</u>	2014 Actual	2015 Actual	2016 Adopted Budget	2016 Amended Budget	2017 Executive Recommendation
3120 - Departmental Income	39,460	129,295	100,000	100,000	100,000
3300 - State Aid	3,693,884	3,561,631	3,236,504	3,236,504	3,922,576
3400 - Federal Aid	2,352,694	2,970,957	2,896,642	2,896,642	2,982,412
<b>Division Total</b>	<b>6,086,038</b>	<b>6,661,883</b>	<b>6,233,146</b>	<b>6,233,146</b>	<b>7,004,988</b>

Division 2731 Committee on Special Education

**EXPENSES**

<u>Account</u>	2014 Actual	2015 Actual	2016 Adopted Budget	2016 Amended Budget	2017 Executive Recommendation
4600 - Misc Contractual Expense	-	4,609,664	5,150,000	5,150,000	5,100,000
<b>Division Total</b>	<b>-</b>	<b>4,609,664</b>	<b>5,150,000</b>	<b>5,150,000</b>	<b>5,100,000</b>

**REVENUES**

<u>Account</u>	2014 Actual	2015 Actual	2016 Adopted Budget	2016 Amended Budget	2017 Executive Recommendation
3120 - Departmental Income	1,720,814	981,832	1,921,200	1,921,200	1,881,621
3280 - Misc Local Sources	341,893	110,890	-	-	-
3300 - State Aid	-	1,202,805	921,200	921,200	995,726
<b>Division Total</b>	<b>2,062,707</b>	<b>2,295,527</b>	<b>2,842,400</b>	<b>2,842,400</b>	<b>2,877,347</b>

**GENERAL FUND**

Department 6119 Child Care  
Division 2735 Pre-School

**EXPENSES**

<u>Account</u>	2014 <u>Actual</u>	2015 <u>Actual</u>	2016 <u>Adopted Budget</u>	2016 <u>Amended Budget</u>	2017 <u>Executive Recommendation</u>
4600 - Misc Contractual Expense	11,832,300	11,784,935	13,406,199	13,406,199	12,000,000
<b>Division Total</b>	<b>11,832,300</b>	<b>11,784,935</b>	<b>13,406,199</b>	<b>13,406,199</b>	<b>12,000,000</b>

**REVENUES**

<u>Account</u>	2014 <u>Actual</u>	2015 <u>Actual</u>	2016 <u>Adopted Budget</u>	2016 <u>Amended Budget</u>	2017 <u>Executive Recommendation</u>
3120 - Departmental Income	14	22,386	-	-	-
3300 - State Aid	6,696,253	6,325,842	7,965,250	7,965,250	6,936,000
3400 - Federal Aid	612,961	-	100,000	100,000	100,000
<b>Division Total</b>	<b>7,309,228</b>	<b>6,348,228</b>	<b>8,065,250</b>	<b>8,065,250</b>	<b>7,036,000</b>

**Department Expense Total                    22,866,456      23,945,524      25,556,199      25,556,199      25,000,000**

**Department Revenue Total                    15,457,973      15,305,638      17,140,796      17,140,796      16,918,335**

**GENERAL FUND**

Department 6123 Juvenile Delinquent

Division 2740 Juvenile Delinquent

---

**EXPENSES**

<u>Account</u>	<u>2014 Actual</u>	<u>2015 Actual</u>	<u>2016 Adopted Budget</u>	<u>2016 Amended Budget</u>	<u>2017 Executive Recommendation</u>
4600 - Misc Contractual Expense	210,045	120,500	300,000	300,000	250,000
Division Total	<u>210,045</u>	<u>120,500</u>	<u>300,000</u>	<u>300,000</u>	<u>250,000</u>

**REVENUES**

<u>Account</u>	<u>2014 Actual</u>	<u>2015 Actual</u>	<u>2016 Adopted Budget</u>	<u>2016 Amended Budget</u>	<u>2017 Executive Recommendation</u>
3120 - Departmental Income	4,698	10,104	10,000	10,000	10,000
3300 - State Aid	242,530	91,939	39,300	39,300	58,316
3400 - Federal Aid	4,372	3,790	11,543	11,543	11,751
Division Total	<u>251,600</u>	<u>105,833</u>	<u>60,843</u>	<u>60,843</u>	<u>80,067</u>

**Department Expense Total                                210,045                        120,500                        300,000                        300,000                        250,000**

**Department Revenue Total                              251,600                        105,833                        60,843                        60,843                        80,067**

GENERAL FUND

Department 6129 State Training School

Division 2745 State Training School

EXPENSES

<u>Account</u>	<u>2014 Actual</u>	<u>2015 Actual</u>	<u>2016 Adopted Budget</u>	<u>2016 Amended Budget</u>	<u>2017 Executive Recommendation</u>
4600 - Misc Contractual Expense	-	444,867	150,000	150,000	200,000
Division Total	-	444,867	150,000	150,000	200,000
<b>Department Expense Total</b>	<b>-</b>	<b>444,867</b>	<b>150,000</b>	<b>150,000</b>	<b>200,000</b>

**GENERAL FUND**

Department 6140 Safety Net  
Division 2750 Safety Net

**EXPENSES**

<u>Account</u>	2014 Actual	2015 Actual	2016 Adopted Budget	2016 Amended Budget	2017 Executive Recommendation
4600 - Misc Contractual Expense	9,926,156	10,483,182	11,200,000	11,200,000	10,200,000
<b>Division Total</b>	<b>9,926,156</b>	<b>10,483,182</b>	<b>11,200,000</b>	<b>11,200,000</b>	<b>10,200,000</b>

**REVENUES**

<u>Account</u>	2014 Actual	2015 Actual	2016 Adopted Budget	2016 Amended Budget	2017 Executive Recommendation
3120 - Departmental Income	710,588	647,339	700,000	700,000	750,000
3200 - Intergovernmental Charges	1,653,332	-	-	-	-
3300 - State Aid	2,567,019	2,762,983	3,029,050	3,029,050	2,711,610
3400 - Federal Aid	48,767	100,627	55,000	55,000	99,622
<b>Division Total</b>	<b>4,979,706</b>	<b>3,510,949</b>	<b>3,784,050</b>	<b>3,784,050</b>	<b>3,561,232</b>

Division 2755 Safety Net Burials

**EXPENSES**

<u>Account</u>	2014 Actual	2015 Actual	2016 Adopted Budget	2016 Amended Budget	2017 Executive Recommendation
4300 - Professional Services	27,659	-	-	-	-
<b>Division Total</b>	<b>27,659</b>	<b>-</b>	<b>-</b>	<b>-</b>	<b>-</b>

**REVENUES**

<u>Account</u>	2014 Actual	2015 Actual	2016 Adopted Budget	2016 Amended Budget	2017 Executive Recommendation
3300 - State Aid	50,470	-	-	-	-
<b>Division Total</b>	<b>50,470</b>	<b>-</b>	<b>-</b>	<b>-</b>	<b>-</b>

<b>Department Expense Total</b>	<b>9,953,815</b>	<b>10,483,182</b>	<b>11,200,000</b>	<b>11,200,000</b>	<b>10,200,000</b>
<b>Department Revenue Total</b>	<b>5,030,176</b>	<b>3,510,949</b>	<b>3,784,050</b>	<b>3,784,050</b>	<b>3,561,232</b>

**GENERAL FUND**

Department 6141 Home Energy Assistance

Division 2760 Home Energy Assistance

**EXPENSES**

<u>Account</u>	<u>2014 Actual</u>	<u>2015 Actual</u>	<u>2016 Adopted Budget</u>	<u>2016 Amended Budget</u>	<u>2017 Executive Recommendation</u>
4600 - Misc Contractual Expense	189,574	159,159	135,000	135,000	160,000
Division Total	<u>189,574</u>	<u>159,159</u>	<u>135,000</u>	<u>135,000</u>	<u>160,000</u>

**REVENUES**

<u>Account</u>	<u>2014 Actual</u>	<u>2015 Actual</u>	<u>2016 Adopted Budget</u>	<u>2016 Amended Budget</u>	<u>2017 Executive Recommendation</u>
3120 - Departmental Income	280,932	318,434	271,210	271,210	273,626
3400 - Federal Aid	(97,844)	(179,126)	(159,838)	(159,838)	(164,817)
Division Total	<u>183,088</u>	<u>139,308</u>	<u>111,372</u>	<u>111,372</u>	<u>108,809</u>

<b>Department Expense Total</b>	<b>189,574</b>	<b>159,159</b>	<b>135,000</b>	<b>135,000</b>	<b>160,000</b>
<b>Department Revenue Total</b>	<b>183,088</b>	<b>139,308</b>	<b>111,372</b>	<b>111,372</b>	<b>108,809</b>

**GENERAL FUND**

Department 6142 Emergency Aid for Adults  
 Division 2765 Emergency Aid for Adults

EXPENSES

<u>Account</u>	<u>2014 Actual</u>	<u>2015 Actual</u>	<u>2016 Adopted Budget</u>	<u>2016 Amended Budget</u>	<u>2017 Executive Recommendation</u>
4600 - Misc Contractual Expense	144,468	207,976	180,000	180,000	220,000
<b>Division Total</b>	<b>144,468</b>	<b>207,976</b>	<b>180,000</b>	<b>180,000</b>	<b>220,000</b>

REVENUES

<u>Account</u>	<u>2014 Actual</u>	<u>2015 Actual</u>	<u>2016 Adopted Budget</u>	<u>2016 Amended Budget</u>	<u>2017 Executive Recommendation</u>
3120 - Departmental Income	1,337	467	-	-	-
3300 - State Aid	71,568	103,096	90,000	90,000	110,000
<b>Division Total</b>	<b>72,905</b>	<b>103,563</b>	<b>90,000</b>	<b>90,000</b>	<b>110,000</b>
<b>Department Expense Total</b>	<b>144,468</b>	<b>207,976</b>	<b>180,000</b>	<b>180,000</b>	<b>220,000</b>
<b>Department Revenue Total</b>	<b>72,905</b>	<b>103,563</b>	<b>90,000</b>	<b>90,000</b>	<b>110,000</b>

## GENERAL FUND

Department 6410 Tourism

Division 2800 Tourism

### EXPENSES

<u>Account</u>	2014 <u>Actual</u>	2015 <u>Actual</u>	2016 <u>Adopted Budget</u>	2016 <u>Amended Budget</u>	2017 <u>Executive Recommendation</u>
1300 - Regular Pay	199,443	173,706	209,694	209,694	206,326
1400 - Part Time Pay	-	5,483	-	-	-
1410 - Overtime Pay	1,495	1,121	2,000	2,000	2,000
1420 - Contractual Pays	6,000	3,500	4,750	4,750	5,000
2300 - Other Equipment	3,450	-	-	-	-
4000 - Supplies	6,404	3,689	7,700	7,385	7,650
4200 - Building Maint & Repair	878	942	900	900	850
4300 - Professional Services	577,391	550,177	574,752	657,959	714,752
4570 - Leases/Rental	1,284	-	-	-	-
4580 - Conference Expenses	11,167	9,180	22,900	10,900	16,900
4590 - Travel	4,469	4,846	3,400	8,400	5,500
4600 - Misc Contractual Expense	21,999	6,192	28,580	50,043	11,500
4670 - Communication Expenses	343	295	575	575	575
8000 - Retirement	39,496	32,191	36,280	36,280	34,168
8010 - Social Security/FICA	15,145	13,640	16,558	16,558	16,319
8020 - Health Insurance	44,192	41,810	57,135	57,135	70,424
<b>Division Total</b>	<b>933,155</b>	<b>846,773</b>	<b>965,224</b>	<b>1,062,579</b>	<b>1,091,964</b>

### REVENUES

<u>Account</u>	2014 <u>Actual</u>	2015 <u>Actual</u>	2016 <u>Adopted Budget</u>	2016 <u>Amended Budget</u>	2017 <u>Executive Recommendation</u>
3100 - Non-Property Tax Items	-	-	150,000	150,000	150,000
3240 - Use of Money & Property	147	-	-	-	-
3270 - Sale of Property & Compensa	14,180	15,881	24,500	24,500	24,500
3280 - Misc Local Sources	-	-	2,000	2,000	2,000
3300 - State Aid	60,590	59,903	59,903	86,366	67,498
<b>Division Total</b>	<b>74,917</b>	<b>75,784</b>	<b>236,403</b>	<b>262,866</b>	<b>243,998</b>

<b>Department Expense Total</b>	<b>933,155</b>	<b>846,773</b>	<b>965,224</b>	<b>1,062,579</b>	<b>1,091,964</b>
---------------------------------	----------------	----------------	----------------	------------------	------------------

<b>Department Revenue Total</b>	<b>74,917</b>	<b>75,784</b>	<b>236,403</b>	<b>262,866</b>	<b>243,998</b>
---------------------------------	---------------	---------------	----------------	----------------	----------------



GENERAL FUND

Department 6410 Tourism

Division 2800 Tourism

DEPARTMENT POSITION SUMMARY

<u>Title</u>	<u># of Positions</u>	<u>Total Salary</u>
DEP DIRECTOR TOURISM	1	52,798
DIR TOURISM	1	75,020
OFFICE ASST	1	42,501
TOURISM INFORMATION ASSISTANT	1	36,007
Total Benefited Positions	<u>4</u>	<u>206,326</u>

**GENERAL FUND**

Department 6510 Veterans Services  
 Division 2820 Veterans Services

**EXPENSES**

<u>Account</u>	2014 Actual	2015 Actual	2016 Adopted Budget	2016 Amended Budget	2017 Executive Recommendation
1300 - Regular Pay	249,154	271,224	292,458	292,458	299,855
1400 - Part Time Pay	71,342	85,268	117,389	87,389	116,500
1420 - Contractual Pays	1,500	1,500	3,000	3,000	4,500
4000 - Supplies	20,072	17,578	20,400	16,437	21,350
4300 - Professional Services	90,542	90,697	125,000	170,000	223,900
4570 - Leases/Rental	3,086	-	-	-	-
4580 - Conference Expenses	491	1,273	1,800	1,800	1,800
4590 - Travel	3,898	5,049	4,700	3,700	4,700
4600 - Misc Contractual Expense	136,959	54,031	66,850	56,850	67,302
8000 - Retirement	60,001	61,458	55,288	55,288	52,473
8010 - Social Security/FICA	24,184	26,980	31,583	31,583	32,195
8020 - Health Insurance	83,427	63,545	99,987	99,987	123,242
<b>Division Total</b>	<b>744,656</b>	<b>678,603</b>	<b>818,455</b>	<b>818,492</b>	<b>947,817</b>

**REVENUES**

<u>Account</u>	2014 Actual	2015 Actual	2016 Adopted Budget	2016 Amended Budget	2017 Executive Recommendation
3280 - Misc Local Sources	660	22,607	-	-	-
3300 - State Aid	16,186	23,928	23,000	23,000	30,000
<b>Division Total</b>	<b>16,846</b>	<b>46,535</b>	<b>23,000</b>	<b>23,000</b>	<b>30,000</b>

**Department Expense Total                      744,656                      678,603                      818,455                      818,492                      947,817**

**Department Revenue Total                      16,846                      46,535                      23,000                      23,000                      30,000**

**DEPARTMENT POSITION SUMMARY**

<u>Title</u>	<u># of Positions</u>	<u>Total Salary</u>
ADM ASSISTANT	1	42,055
DEP DIR VETERANS SERVICE AGENCY	1	62,117
DIR VETERANS SERVICE AGENCY	1	77,641
SR AC CLK	1	33,361
VETERANS BENEFITS REPRESENT	2	66,491
VETERANS SERVICE DRIVER	2	62,237
<b>Total Benefited Positions</b>	<b>8</b>	<b>343,902</b>

**GENERAL FUND**

Department 6610 Sealer Weights & Measures

Division 2840 Sealer Weights

**EXPENSES**

<u>Account</u>	2014 Actual	2015 Actual	2016 Adopted Budget	2016 Amended Budget	2017 Executive Recommendation
1300 - Regular Pay	114,315	116,702	119,614	119,614	112,731
1420 - Contractual Pays	6,500	8,000	8,000	8,000	8,000
4000 - Supplies	5,823	6,081	6,050	6,050	5,800
4580 - Conference Expenses	-	-	-	-	300
4600 - Misc Contractual Expense	240	-	300	300	300
8000 - Retirement	23,162	21,736	20,695	20,695	19,337
8010 - Social Security/FICA	9,086	8,912	9,763	9,763	9,236
8020 - Health Insurance	35,076	41,173	28,568	28,568	35,212
<b>Division Total</b>	<b>194,201</b>	<b>202,604</b>	<b>192,990</b>	<b>192,990</b>	<b>190,916</b>

**REVENUES**

<u>Account</u>	2014 Actual	2015 Actual	2016 Adopted Budget	2016 Amended Budget	2017 Executive Recommendation
3120 - Departmental Income	75,032	74,200	75,000	75,000	75,000
3260 - Fines & Forfeitures	8,725	6,700	15,000	15,000	10,000
3300 - State Aid	6,330	5,356	10,242	10,242	10,242
<b>Division Total</b>	<b>90,087</b>	<b>86,256</b>	<b>100,242</b>	<b>100,242</b>	<b>95,242</b>

**Department Expense Total                    194,201            202,604            192,990            192,990            190,916**

**Department Revenue Total                90,087            86,256            100,242            100,242            95,242**

**DEPARTMENT POSITION SUMMARY**

<u>Title</u>	<u># of Positions</u>	<u>Total Salary</u>
DIR WEIGHTS AND MEASURES	1	65,138
WEIGHTS AND MEASURES INSPECTOR	1	47,593
<b>Total Benefited Positions</b>	<b>2</b>	<b>112,731</b>

**GENERAL FUND**

Department 6772 Programs for the Aging

Division 2865 Programs for the Aging

**EXPENSES**

<u>Account</u>	2014 Actual	2015 Actual	2016 Adopted Budget	2016 Amended Budget	2017 Executive Recommendation
1300 - Regular Pay	519,945	646,485	702,959	702,959	714,163
1400 - Part Time Pay	-	2,898	13,994	13,994	14,224
1420 - Contractual Pays	4,500	4,500	4,500	5,750	6,000
2000 - Office Equipment	-	217	750	2,700	-
2200 - Computer Equipment	220	17,906	-	-	-
4000 - Supplies	6,731	6,909	8,310	13,277	10,800
4200 - Building Maint & Repair	35	-	200	200	-
4300 - Professional Services	1,784,453	1,547,429	2,186,857	2,184,755	2,039,356
4510 - Insurance	-	-	4,900	4,900	-
4570 - Leases/Rental	-	-	500	3,000	3,000
4580 - Conference Expenses	2,139	560	5,000	1,250	1,250
4590 - Travel	480	4,495	4,800	9,800	10,755
4600 - Misc Contractual Expense	72,003	68,440	106,147	67,507	18,250
4670 - Communication Expenses	15,856	-	-	-	-
4690 - Maintenance	2,374	7,374	1,200	1,400	-
4750 - Intra-County Charges	3,696	-	-	40,905	63,100
8000 - Retirement	99,104	112,001	121,622	120,372	115,346
8010 - Social Security/FICA	38,024	47,155	55,191	55,191	56,181
8020 - Health Insurance	166,109	202,036	214,258	214,258	264,090
8100 - Workers' Compensation	31,136	-	26,694	26,694	-
8150 - Other Benefits	1,390	-	604	604	-
<b>Division Total</b>	<u><u>2,748,194</u></u>	<u><u>2,668,403</u></u>	<u><u>3,458,486</u></u>	<u><u>3,469,516</u></u>	<u><u>3,316,515</u></u>

**REVENUES**

<u>Account</u>	2014 Actual	2015 Actual	2016 Adopted Budget	2016 Amended Budget	2017 Executive Recommendation
3120 - Departmental Income	69,034	63,840	71,660	71,660	70,843
3200 - Intergovernmental Charges	3,258	2,045	3,209	3,209	3,014
3280 - Misc Local Sources	5	1,095	-	-	-
3300 - State Aid	1,145,607	1,103,877	1,094,616	1,094,616	1,274,900
3400 - Federal Aid	871,962	817,783	1,046,285	1,057,148	1,056,403
3600 - Intra-fund Revenues	31,283	31,250	32,826	32,826	32,221
<b>Division Total</b>	<u><u>2,121,149</u></u>	<u><u>2,019,890</u></u>	<u><u>2,248,596</u></u>	<u><u>2,259,459</u></u>	<u><u>2,437,381</u></u>

<b>Department Expense Total</b>	<b>2,748,194</b>	<b>2,668,403</b>	<b>3,458,486</b>	<b>3,469,516</b>	<b>3,316,515</b>
<b>Department Revenue Total</b>	<b>2,121,149</b>	<b>2,019,890</b>	<b>2,248,596</b>	<b>2,259,459</b>	<b>2,437,381</b>

GENERAL FUND

Department 6772 Programs for the Aging

Division 2865 Programs for the Aging

DEPARTMENT POSITION SUMMARY

<u>Title</u>	<u># of Positions</u>	<u>Total Salary</u>
ADMINISTRATIVE ASSISTANT/TYP	1	51,779
CASEWORKER	3	162,934
DEP DIR OFFICE FOR THE AGING	1	62,117
DIR OFFICE FOR THE AGING	1	77,641
JUNIOR ACCOUNTANT	1	56,475
RECEPTIONIST W/TYPING	1	34,762
SR ACCOUNT CLERK/TYPIST	1	41,532
SR AGING SERVICES AIDE	4	128,490
SR CASEWORKER	1	57,275
SR TYPIST	1	41,158
Total Benefited Positions	<u>15</u>	<u>714,163</u>

GENERAL FUND

Department 6989 Other Economic Development  
 Division 2870 Other Economic Development

EXPENSES

<u>Account</u>	<u>2014 Actual</u>	<u>2015 Actual</u>	<u>2016 Adopted Budget</u>	<u>2016 Amended Budget</u>	<u>2017 Executive Recommendation</u>
4600 - Misc Contractual Expense	16,750	21,750	21,750	21,750	16,313
Division Total	<u>16,750</u>	<u>21,750</u>	<u>21,750</u>	<u>21,750</u>	<u>16,313</u>
<b>Department Expense Total</b>	<b>16,750</b>	<b>21,750</b>	<b>21,750</b>	<b>21,750</b>	<b>16,313</b>

**GENERAL FUND**

Department 7110 Parks  
Division 3000 Sojourner Truth/Ulster Lnding Pk

EXPENSES

<u>Account</u>	2014 <u>Actual</u>	2015 <u>Actual</u>	2016 <u>Adopted Budget</u>	2016 <u>Amended Budget</u>	2017 <u>Executive Recommendation</u>
1400 - Part Time Pay	50,336	43,459	84,000	82,000	60,000
1410 - Overtime Pay	208	108	-	500	500
2300 - Other Equipment	-	-	-	12,725	4,500
4000 - Supplies	3,903	1,404	2,900	2,900	2,450
4200 - Building Maint & Repair	8,604	12,950	10,582	10,182	10,157
4300 - Professional Services	215	195	500	500	250
4570 - Leases/Rental	-	-	-	-	1,320
4690 - Maintenance	38	469	300	300	300
8010 - Social Security/FICA	12,139	12,227	15,721	15,721	4,628
<b>Division Total</b>	<b>75,443</b>	<b>70,812</b>	<b>114,003</b>	<b>124,828</b>	<b>84,105</b>

REVENUES

<u>Account</u>	2014 <u>Actual</u>	2015 <u>Actual</u>	2016 <u>Adopted Budget</u>	2016 <u>Amended Budget</u>	2017 <u>Executive Recommendation</u>
3120 - Departmental Income	2,800	3,300	2,800	2,800	2,800
<b>Division Total</b>	<b>2,800</b>	<b>3,300</b>	<b>2,800</b>	<b>2,800</b>	<b>2,800</b>

Division 3001 New Paltz Pool

EXPENSES

<u>Account</u>	2014 <u>Actual</u>	2015 <u>Actual</u>	2016 <u>Adopted Budget</u>	2016 <u>Amended Budget</u>	2017 <u>Executive Recommendation</u>
1400 - Part Time Pay	105,523	113,525	120,000	117,000	120,000
1410 - Overtime Pay	2,612	2,738	1,500	6,000	2,000
2300 - Other Equipment	-	13,475	6,800	8,188	30,800
4000 - Supplies	17,594	17,615	20,100	30,100	19,800
4200 - Building Maint & Repair	33,978	28,384	81,600	81,600	51,650
4300 - Professional Services	4,040	3,780	4,000	4,850	4,000
4570 - Leases/Rental	-	250	-	4,100	-
4580 - Conference Expenses	560	-	-	-	-
4600 - Misc Contractual Expense	215	715	3,237	3,237	2,921
4690 - Maintenance	189	2,006	1,000	1,500	2,000
8010 - Social Security/FICA	-	-	-	-	9,333
<b>Division Total</b>	<b>164,710</b>	<b>182,488</b>	<b>238,237</b>	<b>256,575</b>	<b>242,504</b>

**GENERAL FUND**

Department 7110 Parks  
Division 3001 New Paltz Pool

**REVENUES**

<u>Account</u>	2014 Actual	2015 Actual	2016 Adopted Budget	2016 Amended Budget	2017 Executive Recommendation
3120 - Departmental Income	104,262	108,587	102,000	102,000	102,800
3200 - Intergovernmental Charges	5,298	5,884	5,000	5,000	5,000
3280 - Misc Local Sources	1,187	817	-	-	-
<b>Division Total</b>	<b>110,747</b>	<b>115,288</b>	<b>107,000</b>	<b>107,000</b>	<b>107,800</b>

Division 3002 Rails & Trails

**EXPENSES**

<u>Account</u>	2014 Actual	2015 Actual	2016 Adopted Budget	2016 Amended Budget	2017 Executive Recommendation
1400 - Part Time Pay	-	-	-	-	15,000
2300 - Other Equipment & Capital O	-	-	-	-	40,000
4000 - Supplies	-	-	-	1,000	4,500
4100 - Road/Highway Materials	-	-	-	-	1,000
4200 - Building Maint & Repair	-	-	-	23,409	11,500
4300 - Professional Services	-	-	-	4,100	-
8010 - Social Security/FICA	-	-	-	-	1,148
<b>Division Total</b>	<b>-</b>	<b>-</b>	<b>-</b>	<b>28,509</b>	<b>73,148</b>

**REVENUES**

<u>Account</u>	2014 Actual	2015 Actual	2016 Adopted Budget	2016 Amended Budget	2017 Executive Recommendation
3120 - Departmental Income	-	-	-	22,409	70,000
<b>Division Total</b>	<b>-</b>	<b>-</b>	<b>-</b>	<b>22,409</b>	<b>70,000</b>

<b>Department Expense Total</b>	<b>240,153</b>	<b>253,300</b>	<b>352,240</b>	<b>409,912</b>	<b>399,757</b>
<b>Department Revenue Total</b>	<b>113,547</b>	<b>118,588</b>	<b>109,800</b>	<b>132,209</b>	<b>180,600</b>

**DEPARTMENT POSITION SUMMARY**

<u>Title</u>	<u># of Positions</u>	<u>Salary</u>
Total Benefited Positions	-	-



GENERAL FUND

Department 7310 Youth Programs

Division 3100 Youth Programs

EXPENSES

<u>Account</u>	2014 <u>Actual</u>	2015 <u>Actual</u>	2016 <u>Adopted Budget</u>	2016 <u>Amended Budget</u>	2017 <u>Executive Recommendation</u>
1300 - Regular Pay	56,313	57,980	58,529	58,529	58,305
1400 - Part Time Pay	15,979	18,005	18,366	18,366	18,296
1420 - Contractual Pays	1,250	1,500	1,500	1,500	1,500
4000 - Supplies	130	440	1,000	1,000	500
4580 - Conference Expenses	916	525	900	900	900
4590 - Travel	205	-	300	300	200
4600 - Misc Contractual Expense	489	774	1,450	1,450	950
4690 - Maintenance	-	-	400	400	-
8000 - Retirement	13,979	13,373	10,126	10,126	9,579
8010 - Social Security/FICA	5,625	5,766	5,997	5,997	5,975
8020 - Health Insurance	3,348	16,953	14,284	14,284	17,605
Division Total	<u>98,235</u>	<u>115,317</u>	<u>112,852</u>	<u>112,852</u>	<u>113,810</u>

REVENUES

<u>Account</u>	2014 <u>Actual</u>	2015 <u>Actual</u>	2016 <u>Adopted Budget</u>	2016 <u>Amended Budget</u>	2017 <u>Executive Recommendation</u>
3300 - State Aid	20,714	140,664	17,714	17,714	17,714
Division Total	<u>20,714</u>	<u>140,664</u>	<u>17,714</u>	<u>17,714</u>	<u>17,714</u>

Division 3101 Contracted Youth Services

EXPENSES

<u>Account</u>	2014 <u>Actual</u>	2015 <u>Actual</u>	2016 <u>Adopted Budget</u>	2016 <u>Amended Budget</u>	2017 <u>Executive Recommendation</u>
4600 - Misc Contractual Expense	280,879	354,207	226,907	287,413	355,763
Division Total	<u>280,879</u>	<u>354,207</u>	<u>226,907</u>	<u>287,413</u>	<u>355,763</u>

**GENERAL FUND**

Department 7310 Youth Programs  
 Division 3101 Contracted Youth Services

**REVENUES**

<u>Account</u>	<u>2014 Actual</u>	<u>2015 Actual</u>	<u>2016 Adopted Budget</u>	<u>2016 Amended Budget</u>	<u>2017 Executive Recommendation</u>
3300 - State Aid	193,107	128,100	196,107	256,613	274,227
<b>Division Total</b>	<b>193,107</b>	<b>128,100</b>	<b>196,107</b>	<b>256,613</b>	<b>274,227</b>
<b>Department Expense Total</b>	<b>379,115</b>	<b>469,524</b>	<b>339,759</b>	<b>400,265</b>	<b>469,573</b>
<b>Department Revenue Total</b>	<b>213,821</b>	<b>268,765</b>	<b>213,821</b>	<b>274,327</b>	<b>291,941</b>

**DEPARTMENT POSITION SUMMARY**

<u>Title</u>	<u># of Positions</u>	<u>Total Salary</u>
DIR YOUTH BUREAU	1	58,305
<b>Total Benefited Positions</b>	<b>1</b>	<b>58,305</b>

GENERAL FUND

Department 7410 Library  
Division 3200 Library

EXPENSES

<u>Account</u>	<u>2014 Actual</u>	<u>2015 Actual</u>	<u>2016 Adopted Budget</u>	<u>2016 Amended Budget</u>	<u>2017 Executive Recommendation</u>
4600 - Misc Contractual Expense	74,250	74,250	74,250	74,250	55,688
Division Total	<u>74,250</u>	<u>74,250</u>	<u>74,250</u>	<u>74,250</u>	<u>55,688</u>
<b>Department Expense Total</b>	<b>74,250</b>	<b>74,250</b>	<b>74,250</b>	<b>74,250</b>	<b>55,688</b>

GENERAL FUND

Department 7510 Historian  
 Division 3275 Historian

EXPENSES

<u>Account</u>	<u>2014 Actual</u>	<u>2015 Actual</u>	<u>2016 Adopted Budget</u>	<u>2016 Amended Budget</u>	<u>2017 Executive Recommendation</u>
4000 - Supplies	27	-	200	200	200
4300 - Professional Services	567	-	1,000	1,000	25,000
4580 - Conference Expenses	-	567	200	200	200
4590 - Travel	-	337	750	750	750
 Division Total	 594	 904	 2,150	 2,150	 26,150
 <b>Department Expense Total</b>	 <b>594</b>	 <b>904</b>	 <b>2,150</b>	 <b>2,150</b>	 <b>26,150</b>

GENERAL FUND

Department 7560 Other Performing Arts

Division 3300 Other Performing Arts

EXPENSES

<u>Account</u>	<u>2014 Actual</u>	<u>2015 Actual</u>	<u>2016 Adopted Budget</u>	<u>2016 Amended Budget</u>	<u>2017 Executive Recommendation</u>
4600 - Misc Contractual Expense	83,500	75,750	83,750	83,750	62,813
Division Total	<u>83,500</u>	<u>75,750</u>	<u>83,750</u>	<u>83,750</u>	<u>62,813</u>
<b>Department Expense Total</b>	<b>83,500</b>	<b>75,750</b>	<b>83,750</b>	<b>83,750</b>	<b>62,813</b>

GENERAL FUND

Department 8020 Planning  
Division 3400 Planning

EXPENSES

<u>Account</u>	2014 <u>Actual</u>	2015 <u>Actual</u>	2016 <u>Adopted Budget</u>	2016 <u>Amended Budget</u>	2017 <u>Executive Recommendation</u>
1300 - Regular Pay	618,290	547,917	529,211	529,211	538,547
1420 - Contractual Pays	12,250	18,000	17,000	17,000	18,750
2000 - Office Equipment	599	-	-	-	-
4000 - Supplies	3,571	3,927	5,500	6,085	6,500
4300 - Professional Services	262,177	195,865	410,380	503,575	269,400
4580 - Conference Expenses	4,632	4,596	6,500	6,500	6,500
4590 - Travel	3,294	3,394	6,200	6,200	6,200
4600 - Misc Contractual Expense	2,361	3,124	3,810	3,810	3,850
4690 - Maintenance	1,200	-	-	-	-
8000 - Retirement	132,479	134,280	138,865	138,865	132,887
8010 - Social Security/FICA	47,740	48,120	41,785	41,785	42,635
8020 - Health Insurance	95,089	108,066	157,123	157,123	193,666
Division Total	<u>1,183,681</u>	<u>1,067,289</u>	<u>1,316,374</u>	<u>1,410,154</u>	<u>1,218,935</u>

REVENUES

<u>Account</u>	2014 <u>Actual</u>	2015 <u>Actual</u>	2016 <u>Adopted Budget</u>	2016 <u>Amended Budget</u>	2017 <u>Executive Recommendation</u>
3270 - Sale of Property & Compensa	182	12	100	100	25
3300 - State Aid	-	-	4,000	4,000	12,000
3400 - Federal Aid	380,030	469,761	688,500	688,500	496,800
Division Total	<u>380,212</u>	<u>469,773</u>	<u>692,600</u>	<u>692,600</u>	<u>508,825</u>

Division 3401 Business Services

EXPENSES

<u>Account</u>	2014 <u>Actual</u>	2015 <u>Actual</u>	2016 <u>Adopted Budget</u>	2016 <u>Amended Budget</u>	2017 <u>Executive Recommendation</u>
1300 - Regular Pay	73,755	206,990	273,411	273,411	272,363
4000 - Supplies	5,726	2,464	3,000	3,000	3,000
4300 - Professional Services	150,328	150,000	170,000	170,000	160,000
4580 - Conference Expenses	2,145	2,691	2,500	2,500	2,500
4590 - Travel	278	1,023	1,500	1,500	1,500
4600 - Misc Contractual Expense	-	22,964	53,000	1,054,408	53,000
8010 - Social Security/FICA	5,617	8,769	20,916	20,916	20,836
Division Total	<u>237,848</u>	<u>394,900</u>	<u>524,327</u>	<u>1,525,735</u>	<u>513,199</u>

**GENERAL FUND**

Department 8020 Planning  
Division 3401 Business Services

**REVENUES**

<u>Account</u>	<u>2014 Actual</u>	<u>2015 Actual</u>	<u>2016 Adopted Budget</u>	<u>2016 Amended Budget</u>	<u>2017 Executive Recommendation</u>
3120 - Departmental Income	837	45,000	55,000	55,000	55,000
<b>Division Total</b>	<b>837</b>	<b>45,000</b>	<b>55,000</b>	<b>55,000</b>	<b>55,000</b>
<b>Department Expense Total</b>	<b>1,421,529</b>	<b>1,462,190</b>	<b>1,840,701</b>	<b>2,935,889</b>	<b>1,732,134</b>
<b>Department Revenue Total</b>	<b>381,049</b>	<b>514,773</b>	<b>747,600</b>	<b>747,600</b>	<b>563,825</b>

**DEPARTMENT POSITION SUMMARY**

<u>Title</u>	<u># of Positions</u>	<u>Total Salary</u>
ADMINISTRATIVE ASSISTANT	1	50,068
BUS SRV AD	2	135,444
CONF SEC BUSINESS SERVICES	1	43,352
DEP DIR ECO DEVELOPMENT	1	93,566
DEP DIRECTOR PLANNING	1	89,489
DIR COUNTY PLANNING	1	107,926
PRINCIPAL PLANNER	1	79,789
PRINCIPAL TRANSPORT PLANNER	1	76,576
SR PLANNER	1	68,669
TRANSPORTATION PLANNER	1	66,030
<b>Total Benefited Positions</b>	<b>11</b>	<b>810,909</b>

GENERAL FUND

Department 8040 Human Rights Commission  
 Division 3500 Human Rights Commission

EXPENSES

<u>Account</u>	2014 Actual	2015 Actual	2016 Adopted Budget	2016 Amended Budget	2017 Executive Recommendation
1300 - Regular Pay	12,028	15,077	16,087	16,087	16,025
1400 - Part Time Pay	3,392	-	-	-	-
4000 - Supplies	56	555	500	500	500
4300 - Professional Services	1,623	491	500	500	500
4580 - Conference Expenses	-	-	750	750	400
4590 - Travel	-	-	200	200	100
8000 - Retirement	2,932	2,573	-	-	-
8010 - Social Security/FICA	1,175	1,130	1,231	1,231	1,226
 Division Total	<u>21,205</u>	<u>19,827</u>	<u>19,268</u>	<u>19,268</u>	<u>18,751</u>
 <b>Department Expense Total</b>	<b>21,205</b>	<b>19,827</b>	<b>19,268</b>	<b>19,268</b>	<b>18,751</b>

DEPARTMENT POSITION SUMMARY

<u>Title</u>	<u># of Positions</u>	<u>Total Salary</u>
Total Benefited Positions	<u>-</u>	<u>-</u>



**GENERAL FUND**

Department 8090 Environment Control  
 Division 3552 Environment

**EXPENSES**

<u>Account</u>	2014 Actual	2015 Actual	2016 Adopted Budget	2016 Amended Budget	2017 Executive Recommendation
1300 - Regular Pay	153,164	221,053	234,916	234,916	234,689
1400 - Part Time Pay	4,796	1,409	5,000	10,000	12,500
1410 - Overtime Pay	-	1,096	-	-	-
1420 - Contractual Pays	3,000	3,000	3,000	3,000	4,750
2200 - Computer Equipment	1,500	-	-	-	-
4000 - Supplies	606	3,247	3,450	3,949	5,275
4300 - Professional Services	-	-	-	21,000	-
4570 - Leases/Rental	2,964	-	-	-	-
4580 - Conference Expenses	460	247	1,685	1,685	1,685
4590 - Travel	516	993	800	800	800
4600 - Misc Contractual Expense	75	260	19,225	19,225	17,975
8000 - Retirement	30,545	38,979	40,644	40,644	38,350
8010 - Social Security/FICA	11,758	16,574	18,572	18,572	19,273
8020 - Health Insurance	49,669	63,025	56,029	56,029	70,424
<b>Division Total</b>	<b>259,053</b>	<b>349,884</b>	<b>383,321</b>	<b>409,820</b>	<b>405,721</b>

**REVENUES**

<u>Account</u>	2014 Actual	2015 Actual	2016 Adopted Budget	2016 Amended Budget	2017 Executive Recommendation
3120 - Departmental Income	5,000	124,722	112,077	112,077	109,220
3300 - State Aid	13,216	-	-	26,000	26,000
<b>Division Total</b>	<b>18,216</b>	<b>124,722</b>	<b>112,077</b>	<b>138,077</b>	<b>135,220</b>

<b>Department Expense Total</b>	<b>259,053</b>	<b>349,884</b>	<b>383,321</b>	<b>409,820</b>	<b>405,721</b>
<b>Department Revenue Total</b>	<b>18,216</b>	<b>124,722</b>	<b>112,077</b>	<b>138,077</b>	<b>135,220</b>

**DEPARTMENT POSITION SUMMARY**

<u>Title</u>	<u># of Positions</u>	<u>Total Salary</u>
COORD DEPT OF ENVIRONMENT	1	70,325
DEP COORD DEPT OF ENVIRONMENT	1	49,449
ENVIRONMENTAL PLANNER	1	63,372
ENVIRONMENTAL RESOURCE TECH	1	51,542
<b>Total Benefited Positions</b>	<b>4</b>	<b>234,688</b>

**GENERAL FUND**

Department 8710 Conservation

Division 3600

EXPENSES

<u>Account</u>	2014 <u>Actual</u>	2015 <u>Actual</u>	2016 <u>Adopted Budget</u>	2016 <u>Amended Budget</u>	2017 <u>Executive Recommendation</u>
4600 - Misc Contractual Expense	2,500	-	-	-	-
<b>Division Total</b>	<b>2,500</b>	<b>-</b>	<b>-</b>	<b>-</b>	<b>-</b>

Division 3601 Soil and Water Conservation

EXPENSES

<u>Account</u>	2014 <u>Actual</u>	2015 <u>Actual</u>	2016 <u>Adopted Budget</u>	2016 <u>Amended Budget</u>	2017 <u>Executive Recommendation</u>
4600 - Misc Contractual Expense	137,250	68,625	91,500	134,375	68,625
<b>Division Total</b>	<b>137,250</b>	<b>68,625</b>	<b>91,500</b>	<b>134,375</b>	<b>68,625</b>

Division 3602 Agriculture

EXPENSES

<u>Account</u>	2014 <u>Actual</u>	2015 <u>Actual</u>	2016 <u>Adopted Budget</u>	2016 <u>Amended Budget</u>	2017 <u>Executive Recommendation</u>
4600 - Misc Contractual Expense	312,475	350,000	350,000	350,000	262,500
<b>Division Total</b>	<b>312,475</b>	<b>350,000</b>	<b>350,000</b>	<b>350,000</b>	<b>262,500</b>

<b>Department Expense Total</b>	<b>452,225</b>	<b>418,625</b>	<b>441,500</b>	<b>484,375</b>	<b>331,125</b>
---------------------------------	----------------	----------------	----------------	----------------	----------------

GENERAL FUND

Department 8989 Other Home & Comm Services  
Division 3700 Other Home and Community Service

EXPENSES

<u>Account</u>	<u>2014 Actual</u>	<u>2015 Actual</u>	<u>2016 Adopted Budget</u>	<u>2016 Amended Budget</u>	<u>2017 Executive Recommendation</u>
4600 - Misc Contractual Expense	48,523	75,883	71,000	91,000	70,750
Division Total	<u>48,523</u>	<u>75,883</u>	<u>71,000</u>	<u>91,000</u>	<u>70,750</u>
<b>Department Expense Total</b>	<b>48,523</b>	<b>75,883</b>	<b>71,000</b>	<b>91,000</b>	<b>70,750</b>

GENERAL FUND

Department 9010 State Retirement  
Division 3800 State Retirement

EXPENSES

<u>Account</u>	<u>2014 Actual</u>	<u>2015 Actual</u>	<u>2016 Adopted Budget</u>	<u>2016 Amended Budget</u>	<u>2017 Executive Recommendation</u>
8000 - Retirement	688,931	712,716	634,263	634,263	620,886
Division Total	<u>688,931</u>	<u>712,716</u>	<u>634,263</u>	<u>634,263</u>	<u>620,886</u>

REVENUES

<u>Account</u>	<u>2014 Actual</u>	<u>2015 Actual</u>	<u>2016 Adopted Budget</u>	<u>2016 Amended Budget</u>	<u>2017 Executive Recommendation</u>
3600 - Intra-fund Revenues	749,087	712,716	634,263	634,263	620,886
Division Total	<u>749,087</u>	<u>712,716</u>	<u>634,263</u>	<u>634,263</u>	<u>620,886</u>

**Department Expense Total**                                 **688,931**             **712,716**             **634,263**             **634,263**             **620,886**

**Department Revenue Total**                                 **749,087**             **712,716**             **634,263**             **634,263**             **620,886**

GENERAL FUND

Department 9050 Unemployment  
 Division 3900 Unemployment

EXPENSES

<u>Account</u>	<u>2014 Actual</u>	<u>2015 Actual</u>	<u>2016 Adopted Budget</u>	<u>2016 Amended Budget</u>	<u>2017 Executive Recommendation</u>
8090 - Unemployment Insurance	191,961	57,398	186,600	186,600	75,000
Division Total	<u>191,961</u>	<u>57,398</u>	<u>186,600</u>	<u>186,600</u>	<u>75,000</u>
<b>Department Expense Total</b>	<b>191,961</b>	<b>57,398</b>	<b>186,600</b>	<b>186,600</b>	<b>75,000</b>

GENERAL FUND

Department 9055 Disability Insurance

Division 3950 Disability Insurance

---

EXPENSES

<u>Account</u>	<u>2014 Actual</u>	<u>2015 Actual</u>	<u>2016 Adopted Budget</u>	<u>2016 Amended Budget</u>	<u>2017 Executive Recommendation</u>
4000 - Supplies	-	-	50	50	-
4510 - Insurance	920	690	950	950	950
8010 - Social Security/FICA	5,009	4,654	6,000	6,000	6,000
8150 - Other Benefits	97,299	102,304	124,000	124,000	124,000
Division Total	<u>103,228</u>	<u>107,648</u>	<u>131,000</u>	<u>131,000</u>	<u>130,950</u>

REVENUES

<u>Account</u>	<u>2014 Actual</u>	<u>2015 Actual</u>	<u>2016 Adopted Budget</u>	<u>2016 Amended Budget</u>	<u>2017 Executive Recommendation</u>
3200 - Intergovernmental Charges	6,222	6,185	-	-	6,200
3270 - Sale of Property & Compensa	-	2,176	2,000	2,000	2,000
3600 - Intra-fund Revenues	44,387	619	8,000	8,000	1,200
Division Total	<u>50,609</u>	<u>8,980</u>	<u>10,000</u>	<u>10,000</u>	<u>9,400</u>

<b>Department Expense Total</b>	<b>103,228</b>	<b>107,648</b>	<b>131,000</b>	<b>131,000</b>	<b>130,950</b>
---------------------------------	----------------	----------------	----------------	----------------	----------------

<b>Department Revenue Total</b>	<b>50,609</b>	<b>8,980</b>	<b>10,000</b>	<b>10,000</b>	<b>9,400</b>
---------------------------------	---------------	--------------	---------------	---------------	--------------

**GENERAL FUND**

Department 9060 Hospital & Medical  
 Division 4000 Hospital and Medical

**EXPENSES**

<u>Account</u>	2014 Actual	2015 Actual	2016 Adopted Budget	2016 Amended Budget	2017 Executive Recommendation
1300 - Regular Pay	109,879	112,007	115,553	115,553	115,861
1410 - Overtime Pay	-	105	-	-	-
8000 - Retirement	20,902	19,272	19,992	19,992	18,557
8010 - Social Security/FICA	7,996	8,126	8,840	8,840	8,863
8020 - Health Insurance	182,268	121,988	28,568	28,568	35,212
8150 - Other Benefits	24,932	16,015	17,550	17,550	19,800
<b>Division Total</b>	<b>345,977</b>	<b>277,512</b>	<b>190,503</b>	<b>190,503</b>	<b>198,293</b>

**REVENUES**

<u>Account</u>	2014 Actual	2015 Actual	2016 Adopted Budget	2016 Amended Budget	2017 Executive Recommendation
3270 - Sale of Property & Compensa	590,822	754,633	400,000	400,000	1,250,000
3600 - Intra-fund Revenues	6,632	-	-	-	-
<b>Division Total</b>	<b>597,454</b>	<b>754,633</b>	<b>400,000</b>	<b>400,000</b>	<b>1,250,000</b>

Division 4001 Emp. Ben. Retirees

**EXPENSES**

<u>Account</u>	2014 Actual	2015 Actual	2016 Adopted Budget	2016 Amended Budget	2017 Executive Recommendation
8010 - Social Security/FICA	-	2,695	-	-	12,000
8020 - Health Insurance	3,090,520	3,686,220	4,500,701	4,500,701	5,154,796
<b>Division Total</b>	<b>3,090,520</b>	<b>3,688,915</b>	<b>4,500,701</b>	<b>4,500,701</b>	<b>5,166,796</b>

<b>Department Expense Total</b>	<b>3,436,497</b>	<b>3,966,427</b>	<b>4,691,204</b>	<b>4,691,204</b>	<b>5,365,089</b>
<b>Department Revenue Total</b>	<b>597,454</b>	<b>754,633</b>	<b>400,000</b>	<b>400,000</b>	<b>1,250,000</b>

GENERAL FUND

Department 9060 Hospital & Medical

DEPARTMENT POSITION SUMMARY

<u>Title</u>	<u># of Positions</u>	Total <u>Salary</u>
EMP BENEFITS ADMIN	1	65,793
EMP BENEFITS SPEC	1	50,068
Total Benefited Positions	<u>2</u>	<u>115,861</u>



**GENERAL FUND**

Department 9089 Other Employee Benefits

Division 4100 Other Employee Benefits

EXPENSES

<u>Account</u>	2014 Actual	2015 Actual	2016 Adopted Budget	2016 Amended Budget	2017 Executive Recommendation
1420 - Contractual Pays	695,175	690,363	675,000	675,000	600,000
2000 - Office Equipment	335	-	-	-	-
4300 - Professional Services	10,242	-	-	-	-
8010 - Social Security/FICA	118,363	117,272	100,000	100,000	120,641
8020 - Health Insurance	2,757	204,366	200,000	200,000	205,000
8060 - Employee Payments	785,379	762,977	795,000	795,000	772,000
<b>Division Total</b>	<b>1,612,251</b>	<b>1,774,977</b>	<b>1,770,000</b>	<b>1,770,000</b>	<b>1,697,641</b>

Division 4101 Retiree Health

EXPENSES

<u>Account</u>	2014 Actual	2015 Actual	2016 Adopted Budget	2016 Amended Budget	2017 Executive Recommendation
8010 - Social Security/FICA	7,019	-	-	-	-
8020 - Health Insurance	732,486	(305)	-	-	-
<b>Division Total</b>	<b>739,505</b>	<b>(305)</b>	<b>-</b>	<b>-</b>	<b>-</b>

<b>Department Expense Total</b>	<b>2,351,756</b>	<b>1,774,672</b>	<b>1,770,000</b>	<b>1,770,000</b>	<b>1,697,641</b>
---------------------------------	------------------	------------------	------------------	------------------	------------------

GENERAL FUND

Department 9730 Bond Anticipation Notes

Division 4200 Bond Anticipation Notes

EXPENSES

<u>Account</u>	2014 <u>Actual</u>	2015 <u>Actual</u>	2016 <u>Adopted Budget</u>	2016 <u>Amended Budget</u>	2017 <u>Executive Recommendation</u>
6000 - Debt Principal	98,483	311,300	275,000	275,000	300,000
7000 - Debt Interest	110,133	147,392	150,000	150,000	145,000
Division Total	<u>208,616</u>	<u>458,692</u>	<u>425,000</u>	<u>425,000</u>	<u>445,000</u>

REVENUES

<u>Account</u>	2014 <u>Actual</u>	2015 <u>Actual</u>	2016 <u>Adopted Budget</u>	2016 <u>Amended Budget</u>	2017 <u>Executive Recommendation</u>
3280 - Misc Local Sources	78,310	112,493	-	-	-
Division Total	<u>78,310</u>	<u>112,493</u>	<u>-</u>	<u>-</u>	<u>-</u>

<b>Department Expense Total</b>	<b>208,616</b>	<b>458,692</b>	<b>425,000</b>	<b>425,000</b>	<b>445,000</b>
<b>Department Revenue Total</b>	<b>78,310</b>	<b>112,493</b>	<b>-</b>	<b>-</b>	<b>-</b>

**GENERAL FUND**

Department 9900 Undistributed Revenues

Division 9900 Undistributed

REVENUES

<u>Account</u>	2014 Actual	2015 Actual	2016 Adopted Budget	2016 Amended Budget	2017 Executive Recommendation
3700 - Appropriated Fund Balance	-	-	15,623,624	15,623,624	15,344,341
3900 - Appropriated Reserves	-	-	200,000	200,000	200,000
<b>Division Total</b>	<b>-</b>	<b>-</b>	<b>15,823,624</b>	<b>15,823,624</b>	<b>15,544,341</b>
<b>Department Revenues Total</b>	<b>-</b>	<b>-</b>	<b>15,823,624</b>	<b>15,823,624</b>	<b>15,544,341</b>

<b>GENERAL FUND EXPENSE TOTAL</b>	267,636,162	265,769,299	284,381,268	289,269,124	283,909,060
---------------------------------------	-------------	-------------	-------------	-------------	-------------

<b>GENERAL FUND REVENUE TOTAL</b>	263,248,656	261,691,935	284,381,268	285,605,844	283,909,060
---------------------------------------	-------------	-------------	-------------	-------------	-------------

**SPECIAL GRANTS FUND**

Department 6290 Job Training Administration  
 Division 2941 Administration

**EXPENSES**

<u>Account</u>	2014 Actual	2015 Actual	2016 Adopted Budget	2016 Amended Budget	2017 Executive Recommendation
1300 - Regular Pay	450,733	479,306	473,912	473,912	474,769
1400 - Part Time Pay	109	7,303	30,000	30,000	27,708
1420 - Contractual Pays	6,500	7,500	26,820	26,820	26,500
2200 - Computer Equipment	-	-	3,750	11,250	-
4000 - Supplies	3,488	5,179	4,300	6,550	5,500
4300 - Professional Services	7,721	28,524	47,650	58,419	14,100
4570 - Leases/Rental	-	707	-	3,000	2,850
4580 - Conference Expenses	4,701	6,932	6,000	6,000	7,500
4590 - Travel	2,381	1,463	2,750	2,750	1,500
4600 - Misc Contractual Expense	4,955	4,487	4,350	6,350	4,950
4670 - Communication Expenses	4,733	2,930	7,850	7,850	650
4690 - Maintenance	500	1,472	500	2,700	2,550
4750 - Intra-County Charges	4,970	3,000	4,750	4,750	3,500
8000 - Retirement	87,107	85,744	81,994	81,994	80,287
8010 - Social Security/FICA	34,583	36,911	44,785	44,785	40,467
8020 - Health Insurance	129,577	147,055	128,555	128,555	158,454
8060 - Employee Payments	13,602	15,044	14,500	14,500	15,250
8100 - Workers' Compensation	9,991	10,019	7,750	7,750	10,750
8150 - Other Benefits	1,111	1,191	1,420	1,420	1,300
<b>Division Total</b>	<b>766,763</b>	<b>844,766</b>	<b>891,636</b>	<b>919,355</b>	<b>878,585</b>

**REVENUES**

<u>Account</u>	2014 Actual	2015 Actual	2016 Adopted Budget	2016 Amended Budget	2017 Executive Recommendation
3290 - Interfund Revenues	-	-	70,950	70,950	-
3300 - State Aid	54,695	69,977	61,722	61,722	52,308
3400 - Federal Aid	701,450	813,956	884,482	884,482	852,240
<b>Division Total</b>	<b>756,145</b>	<b>883,933</b>	<b>1,017,154</b>	<b>1,017,154</b>	<b>904,548</b>

<b>Department Expense Total</b>	<b>766,763</b>	<b>844,766</b>	<b>891,636</b>	<b>919,355</b>	<b>878,585</b>
<b>Department Revenue Total</b>	<b>756,145</b>	<b>883,933</b>	<b>1,017,154</b>	<b>1,017,154</b>	<b>904,548</b>

SPECIAL GRANTS FUND

Department 6290 Job Training Administration  
Division 2941 Administration

DEPARTMENT POSITION SUMMARY

<u>Title</u>	<u># of Positions</u>	<u>Total Salary</u>
ADMINISTRATIVE AIDE/TYPIST	1	43,025
DEP DIR EMPLOYMENT & TRAINING	1	61,643
DIR EMPLOYMENT & TRAINING	1	71,726
DISABILITY RESOURCE COORD	1	53,544
EMPLOY AND TRAINING COORD	3	150,787
WORK FRCE DEV ASSESSOR	1	42,501
WORK FRCE DEV COORD	1	51,542
Total Benefited Positions	<u>9</u>	<u>474,768</u>

**SPECIAL GRANTS FUND**

Department 6291 Job Training Participant Support  
 Division 2961 Participant Support

EXPENSES

<u>Account</u>	2014 <u>Actual</u>	2015 <u>Actual</u>	2016 <u>Adopted Budget</u>	2016 <u>Amended Budget</u>	2017 <u>Executive Recommendation</u>
4600 - Misc Contractual Expense	6,000	4,850	6,000	6,000	4,500
<b>Division Total</b>	<b>6,000</b>	<b>4,850</b>	<b>6,000</b>	<b>6,000</b>	<b>4,500</b>

REVENUES

<u>Account</u>	2014 <u>Actual</u>	2015 <u>Actual</u>	2016 <u>Adopted Budget</u>	2016 <u>Amended Budget</u>	2017 <u>Executive Recommendation</u>
3400 - Federal Aid	5,150	5,050	6,000	6,000	4,500
<b>Division Total</b>	<b>5,150</b>	<b>5,050</b>	<b>6,000</b>	<b>6,000</b>	<b>4,500</b>

<b>Department Expense Total</b>	<b>6,000</b>	<b>4,850</b>	<b>6,000</b>	<b>6,000</b>	<b>4,500</b>
<b>Department Revenue Total</b>	<b>5,150</b>	<b>5,050</b>	<b>6,000</b>	<b>6,000</b>	<b>4,500</b>

**SPECIAL GRANTS FUND**

Department 6292 Job Training and Services

Division 2980 Training Services

EXPENSES

<u>Account</u>	2014 <u>Actual</u>	2015 <u>Actual</u>	2016 <u>Adopted Budget</u>	2016 <u>Amended Budget</u>	2017 <u>Executive Recommendation</u>
2200 - Computer Equipment	1,198	-	-	19,000	-
4300 - Professional Services	65,218	61,992	100,000	100,000	25,000
4600 - Misc Contractual Expense	816,825	554,691	1,109,693	1,101,836	936,901
<b>Division Total</b>	<b>883,241</b>	<b>616,682</b>	<b>1,209,693</b>	<b>1,220,836</b>	<b>961,901</b>

REVENUES

<u>Account</u>	2014 <u>Actual</u>	2015 <u>Actual</u>	2016 <u>Adopted Budget</u>	2016 <u>Amended Budget</u>	2017 <u>Executive Recommendation</u>
3300 - State Aid	164,084	192,292	185,978	185,978	198,511
3400 - Federal Aid	712,193	461,046	898,197	898,197	737,427
<b>Division Total</b>	<b>876,277</b>	<b>653,338</b>	<b>1,084,175</b>	<b>1,084,175</b>	<b>935,938</b>

<b>Department Expense Total</b>	<b>883,241</b>	<b>616,682</b>	<b>1,209,693</b>	<b>1,220,836</b>	<b>961,901</b>
<b>Department Revenue Total</b>	<b>876,277</b>	<b>653,338</b>	<b>1,084,175</b>	<b>1,084,175</b>	<b>935,938</b>

**SPECIAL GRANTS FUND**

Department 8668 Rehabilitation Loans & Grants

Division 3751 CDBG Grants

EXPENSES

<u>Account</u>	<u>2014 Actual</u>	<u>2015 Actual</u>	<u>2016 Adopted Budget</u>	<u>2016 Amended Budget</u>	<u>2017 Executive Recommendation</u>
4600 - Misc Contractual Expense	521,193	217,607	500,400	237,400	100,400
Division Total	<u>521,193</u>	<u>217,607</u>	<u>500,400</u>	<u>237,400</u>	<u>100,400</u>

REVENUES

<u>Account</u>	<u>2014 Actual</u>	<u>2015 Actual</u>	<u>2016 Adopted Budget</u>	<u>2016 Amended Budget</u>	<u>2017 Executive Recommendation</u>
3240 - Use of Money & Property	3,642	631	4,900	4,900	4,200
3400 - Federal Aid	520,793	217,207	500,000	250,000	100,000
Division Total	<u>524,435</u>	<u>217,838</u>	<u>504,900</u>	<u>254,900</u>	<u>104,200</u>

Division 3754 UC Home Ownership Program

EXPENSES

<u>Account</u>	<u>2014 Actual</u>	<u>2015 Actual</u>	<u>2016 Adopted Budget</u>	<u>2016 Amended Budget</u>	<u>2017 Executive Recommendation</u>
4600 - Misc Contractual Expense	127,762	366,656	100,000	872,000	350,000
Division Total	<u>127,762</u>	<u>366,656</u>	<u>100,000</u>	<u>872,000</u>	<u>350,000</u>

REVENUES

<u>Account</u>	<u>2014 Actual</u>	<u>2015 Actual</u>	<u>2016 Adopted Budget</u>	<u>2016 Amended Budget</u>	<u>2017 Executive Recommendation</u>
3400 - Federal Aid	127,762	366,656	100,000	859,000	350,000
Division Total	<u>127,762</u>	<u>366,656</u>	<u>100,000</u>	<u>859,000</u>	<u>350,000</u>

**Department Expense Total                    648,954            584,263            600,400            1,109,400            450,400**

**Department Revenue Total                    652,197            584,494            604,900            1,113,900            454,200**



**SPECIAL GRANTS FUND**

Department 9789 Other Long Term Debt  
 Division 3760 Section 108 Loans

EXPENSES

<u>Account</u>	2014 <u>Actual</u>	2015 <u>Actual</u>	2016 <u>Adopted Budget</u>	2016 <u>Amended Budget</u>	2017 <u>Executive Recommendation</u>
6000 - Debt Principal	-	-	-	-	-
7000 - Debt Interest	4,414	3,721	4,500	4,500	3,800
<b>Division Total</b>	<b>4,414</b>	<b>3,721</b>	<b>4,500</b>	<b>4,500</b>	<b>3,800</b>

REVENUES

<u>Account</u>	2014 <u>Actual</u>	2015 <u>Actual</u>	2016 <u>Adopted Budget</u>	2016 <u>Amended Budget</u>	2017 <u>Executive Recommendation</u>
3400 - Federal Aid	-	3,227	-	-	-
<b>Division Total</b>	<b>-</b>	<b>3,227</b>	<b>-</b>	<b>-</b>	<b>-</b>

<b>Department Expense Total</b>	<b>4,414</b>	<b>3,721</b>	<b>4,500</b>	<b>4,500</b>	<b>3,800</b>
<b>Department Revenue Total</b>	<b>-</b>	<b>3,227</b>	<b>-</b>	<b>-</b>	<b>-</b>

<b>SPECIAL GRANT FUND EXPENSE TOTAL</b>	<b>2,309,372</b>	<b>2,054,282</b>	<b>2,712,229</b>	<b>3,260,091</b>	<b>2,299,186</b>
<b>SPECIAL GRANT FUND REVENUE TOTAL</b>	<b>2,289,769</b>	<b>2,130,042</b>	<b>2,712,229</b>	<b>3,221,229</b>	<b>2,299,186</b>

**COUNTY ROAD FUND**

Department 5010 Highway Administration

Division 5010 Highway Admin

EXPENSES

<u>Account</u>	<u>2014 Actual</u>	<u>2015 Actual</u>	<u>2016 Adopted Budget</u>	<u>2016 Amended Budget</u>	<u>2017 Executive Recommendation</u>
1300 - Regular Pay	96,516	98,603	100,193	100,193	100,173
1420 - Contractual Pays	3,500	-	3,000	3,000	3,000
4570 - Leases/Rental	17,071	10,000	15,000	15,000	-
4580 - Conference Expenses	2,294	4,000	11,000	8,000	10,400
4590 - Travel	373	538	600	1,100	600
4600 - Misc Contractual Expense	210	894	924	3,924	5,150
8000 - Retirement	963,831	902,609	858,476	858,476	882,449
8010 - Social Security/FICA	373,421	383,370	439,536	439,536	7,893
8020 - Health Insurance	1,666,832	1,571,868	1,485,522	1,485,522	1,766,599
8060 - Employee Payments	36,434	34,226	37,300	37,300	35,600
<b>Division Total</b>	<b>3,160,480</b>	<b>3,006,109</b>	<b>2,951,551</b>	<b>2,952,051</b>	<b>2,811,864</b>
<b>Department Expense Total</b>	<b>3,160,480</b>	<b>3,006,109</b>	<b>2,951,551</b>	<b>2,952,051</b>	<b>2,811,864</b>

DEPARTMENT POSITION SUMMARY

<u>Title</u>	<u># of Positions</u>	<u>Total Salary</u>
COMM PUBLIC WORKS	1	100,173
<b>Total Benefited Positions</b>	<b>1</b>	<b>100,173</b>

**COUNTY ROAD FUND**

Department 5020 Engineering  
 Division 5020 Engineering

EXPENSES

<u>Account</u>	2014 Actual	2015 Actual	2016 Adopted Budget	2016 Amended Budget	2017 Executive Recommendation
1300 - Regular Pay	317,661	339,915	343,041	343,041	367,763
1400 - Part Time Pay	6,460	9,957	9,600	9,600	9,600
1410 - Overtime Pay	5,272	3,028	5,000	5,000	5,000
4000 - Supplies	187	2,570	-	-	-
4300 - Professional Services	-	349	32,700	100,600	79,750
4570 - Leases/Rental	22,673	40,000	35,000	35,000	-
4580 - Conference Expenses	1,805	1,445	2,085	2,085	3,200
4590 - Travel	-	89	150	150	150
4600 - Misc Contractual Expense	5,476	982	15,700	15,700	7,150
4690 - Maintenance	-	-	500	500	-
8010 - Social Security/FICA	-	-	-	-	29,251
8060 - Employee Payments	1,750	1,500	1,500	1,600	1,500
<b>Division Total</b>	<b>361,283</b>	<b>399,834</b>	<b>445,276</b>	<b>513,276</b>	<b>503,364</b>
<b>Department Expense Total</b>	<b>361,283</b>	<b>399,834</b>	<b>445,276</b>	<b>513,276</b>	<b>503,364</b>

DEPARTMENT POSITION SUMMARY

<u>Title</u>	<u># of Positions</u>	<u>Total Salary</u>
AST CIVIL ENGINEER	1	55,203
CIVIL ENGINEER	1	63,590
SR ENGINEER	1	94,370
SR ENGINEERING AIDE	1	51,771
STORMWATER MGT SPEC II	1	77,716
<b>Total Benefited Positions</b>	<b>5</b>	<b>342,650</b>

**COUNTY ROAD FUND**

Department 5110 Maintenance of Roads & Bridges

Division 5110 Maintenance of Roads & Bridges

EXPENSES

<u>Account</u>	<u>2014 Actual</u>	<u>2015 Actual</u>	<u>2016 Adopted Budget</u>	<u>2016 Amended Budget</u>	<u>2017 Executive Recommendation</u>
1300 - Regular Pay	2,581,417	2,565,855	3,027,511	3,027,511	3,005,525
1400 - Part Time Pay	64,715	71,237	75,000	75,000	75,000
1410 - Overtime Pay	388,083	290,976	350,000	350,000	275,000
1420 - Contractual Pays	9,467	21,470	18,000	18,000	20,500
4100 - Road/Highway Materials	746,643	687,010	858,000	951,970	858,000
4200 - Building Maint & Repair	6,050	3,839	10,000	10,000	10,000
4300 - Professional Services	33,938	21,130	60,350	60,350	60,100
4570 - Leases/Rental	3,807,784	4,254,726	3,980,876	3,980,876	130,876
4600 - Misc Contractual Expense	8,600	60,700	90,000	90,000	90,000
4690 - Maintenance	9,962	4,272	10,000	10,000	5,000
8010 - Social Security/FICA	-	-	-	-	258,254
8060 - Employee Payments	38,071	35,831	39,050	39,050	39,975
<b>Division Total</b>	<b>7,694,729</b>	<b>8,017,044</b>	<b>8,518,787</b>	<b>8,612,757</b>	<b>4,828,230</b>

REVENUES

<u>Account</u>	<u>2014 Actual</u>	<u>2015 Actual</u>	<u>2016 Adopted Budget</u>	<u>2016 Amended Budget</u>	<u>2017 Executive Recommendation</u>
3000 - Real Property Taxes	11,243,773	14,226,011	14,151,454	14,151,454	10,833,964
3200 - Intergovernmental Charges	-	-	-	60,000	-
3270 - Sale of Property & Compensa	36,006	54,842	35,150	35,150	50,100
3280 - Misc Local Sources	54,789	35,634	15,000	15,000	1,000
3300 - State Aid	50,035	17,616	-	-	-
3400 - Federal Aid	303,965	-	-	-	-
3520 - Interfund Transfers In	-	-	1,112,033	1,112,033	-
<b>Division Total</b>	<b>11,688,568</b>	<b>14,334,104</b>	<b>15,313,637</b>	<b>15,373,637</b>	<b>10,885,064</b>

**Department Expense Total                    7,694,729            8,017,044            8,518,787            8,612,757            4,828,230**

**Department Revenue Total                11,688,568           14,334,104           15,313,637           15,373,637           10,885,064**

## COUNTY ROAD FUND

Department 5110 Maintenance of Roads & Bridges

Division 5110 Maintenance of Roads & Bridges

### DEPARTMENT POSITION SUMMARY

<u>Title</u>	<u># of Positions</u>	<u>Total Salary</u>
BRIDGE CREW LEADER	1	38,730
BRIDGE SUPERVISOR	1	63,648
CARPENTER	1	48,589
CONSTRUCTION EQUIPMNT OPER I	23	1,030,711
CONSTRUCTION EQUIPMNT OPER II	19	900,851
EQUIPMENT MAINTENANCE LEADER	1	48,173
HIGHWAY MAINTENANCE SPECIALIST	2	114,524
HWYS & BRIDGES FIELD OP MGR	1	88,067
MOTOR EQUIPMENT OPERATOR	31	1,170,541
PUBLIC WORKS DISPATCHER	1	51,771
ROAD MAINTENANCE LEADER	11	558,353
SECTION SUPERVISOR	4	256,359
TREE MAINTENANCE LEADER	2	94,959
Total Benefited Positions	<u>98</u>	<u>4,465,276</u>



**COUNTY ROAD FUND**

Department 5142 Snow Removal  
 Division 5142 Snow Removal

**EXPENSES**

<u>Account</u>	<u>2014 Actual</u>	<u>2015 Actual</u>	<u>2016 Adopted Budget</u>	<u>2016 Amended Budget</u>	<u>2017 Executive Recommendation</u>
1300 - Regular Pay	1,156,631	1,352,586	1,491,130	1,491,130	1,459,752
1410 - Overtime Pay	284,942	303,173	295,095	168,256	245,000
1420 - Contractual Pays	27,452	28,249	28,000	28,000	28,000
4100 - Road/Highway Materials	989,540	1,095,817	1,100,000	1,100,000	900,000
4200 - Building Maint & Repair	130,940	132,198	108,798	108,798	108,798
4570 - Leases/Rental	743,594	693,642	750,000	750,000	-
4600 - Misc Contractual Expense	-	-	-	-	75,000
8010 - Social Security/FICA	-	-	-	-	132,556
<b>Division Total</b>	<b>3,333,098</b>	<b>3,605,664</b>	<b>3,773,023</b>	<b>3,646,184</b>	<b>2,949,106</b>

**REVENUES**

<u>Account</u>	<u>2014 Actual</u>	<u>2015 Actual</u>	<u>2016 Adopted Budget</u>	<u>2016 Amended Budget</u>	<u>2017 Executive Recommendation</u>
3200 - Intergovernmental Charges	102,750	109,363	125,000	125,000	207,500
3600 - Intra-fund Revenues	42,580	-	-	-	-
<b>Division Total</b>	<b>145,330</b>	<b>109,363</b>	<b>125,000</b>	<b>125,000</b>	<b>207,500</b>

<b>Department Expense Total</b>	<b>3,333,098</b>	<b>3,605,664</b>	<b>3,773,023</b>	<b>3,646,184</b>	<b>2,949,106</b>
<b>Department Revenue Total</b>	<b>145,330</b>	<b>109,363</b>	<b>125,000</b>	<b>125,000</b>	<b>207,500</b>

**COUNTY ROAD FUND**

Department 9900 Undistributed Revenues

Division 9900 Undistributed

REVENUES

<u>Account</u>	<u>2014 Actual</u>	<u>2015 Actual</u>	<u>2016 Adopted Budget</u>	<u>2016 Amended Budget</u>	<u>2017 Executive Recommendation</u>
3700 - Appropriated Fund Balance	-	-	250,000	250,000	-
<b>Division Total</b>	<b>-</b>	<b>-</b>	<b>250,000</b>	<b>250,000</b>	<b>-</b>
<b>Department Revenue Total</b>	<b>-</b>	<b>-</b>	<b>250,000</b>	<b>250,000</b>	<b>-</b>

<b>COUNTY ROAD FUND EXPENSE TOTAL</b>	17,692,055	18,207,853	18,699,130	19,722,144	14,790,975
---	------------	------------	------------	------------	------------

<b>COUNTY ROAD FUND REVENUE TOTAL</b>	15,162,133	17,622,669	18,699,130	19,746,513	14,790,975
---	------------	------------	------------	------------	------------



**ROAD MACHINERY FUND**

Department 5130 Machinery

Division 5130 Machinery

EXPENSES

<u>Account</u>	2014 <u>Actual</u>	2015 <u>Actual</u>	2016 <u>Adopted Budget</u>	2016 <u>Amended Budget</u>	2017 <u>Executive Recommendation</u>
1300 - Regular Pay	1,029,428	1,060,266	1,090,964	1,090,964	1,110,401
1410 - Overtime Pay	146,877	134,244	151,125	151,125	145,000
1420 - Contractual Pays	14,846	63,519	73,250	73,250	73,000
2300 - Other Equipment	6,408	309,244	37,100	37,100	60,000
4000 - Supplies	1,275,762	1,150,287	1,364,295	1,365,475	1,307,000
4100 - Road/Highway Materials	19,208	-	-	-	-
4300 - Professional Services	74,056	7,590	12,000	12,000	12,000
4570 - Leases/Rental	15,870	23,408	12,000	12,000	19,200
4600 - Misc Contractual Expense	2,533	312	2,500	2,500	2,500
4670 - Communication Expenses	92,445	107,667	130,000	130,000	130,000
4690 - Maintenance	108,155	57,026	85,000	85,000	71,000
8000 - Retirement	228,045	216,978	188,752	188,752	212,766
8010 - Social Security/FICA	89,716	94,649	100,624	100,624	101,622
8020 - Health Insurance	349,961	349,428	314,245	314,245	388,332
8060 - Employee Payments	5,492	5,252	5,112	5,112	5,500
<b>Division Total</b>	<b>3,458,801</b>	<b>3,579,870</b>	<b>3,566,967</b>	<b>3,568,147</b>	<b>3,638,321</b>

REVENUES

<u>Account</u>	2014 <u>Actual</u>	2015 <u>Actual</u>	2016 <u>Adopted Budget</u>	2016 <u>Amended Budget</u>	2017 <u>Executive Recommendation</u>
3000 - Real Property Taxes	-	-	-	-	2,876,821
3270 - Sale of Property & Compensa	78,846	34,102	41,000	41,000	28,500
3290 - Interfund Revenues	4,483,157	4,879,463	4,650,000	4,650,000	-
3300 - State Aid	-	219,940	-	-	-
<b>Division Total</b>	<b>4,562,003</b>	<b>5,133,505</b>	<b>4,691,000</b>	<b>4,691,000</b>	<b>2,905,321</b>

<b>Department Expense Total</b>	<b>3,458,801</b>	<b>3,579,870</b>	<b>3,566,967</b>	<b>3,568,147</b>	<b>3,638,321</b>
---------------------------------	------------------	------------------	------------------	------------------	------------------

<b>Department Revenue Total</b>	<b>4,562,003</b>	<b>5,133,505</b>	<b>4,691,000</b>	<b>4,691,000</b>	<b>2,905,321</b>
---------------------------------	------------------	------------------	------------------	------------------	------------------

ROAD MACHINERY FUND

Department 5130 Machinery

Division 5130 Machinery

DEPARTMENT POSITION SUMMARY

<u>Title</u>	<u># of Positions</u>	<u>Total Salary</u>
AUTOMOTIVE MECHANIC II	13	660,149
AUTOMOTIVE PARTS CLERK	1	36,296
GARAGE SUPERVISOR	1	66,664
MACHINIST	1	46,883
SIGN CREW LDR	1	46,613
SR TIRE CHANGER	1	53,477
WELDER	4	200,319
Total Benefited Positions	<u>22</u>	<u>1,110,401</u>

## ROAD MACHINERY FUND

Department 5190 Stock Pile

Division 5190 Stock Pile

### EXPENSES

<u>Account</u>	<u>2014 Actual</u>	<u>2015 Actual</u>	<u>2016 Adopted Budget</u>	<u>2016 Amended Budget</u>	<u>2017 Executive Recommendation</u>
4100 - Road/Highway Materials	158,541	151,089	312,000	328,635	267,000
9000 - Interfund Transfers	-	-	1,112,033	1,112,033	
<b>Division Total</b>	<b>158,541</b>	<b>151,089</b>	<b>1,424,033</b>	<b>1,440,668</b>	<b>267,000</b>

### REVENUES

<u>Account</u>	<u>2014 Actual</u>	<u>2015 Actual</u>	<u>2016 Adopted Budget</u>	<u>2016 Amended Budget</u>	<u>2017 Executive Recommendation</u>
3270 - Sale of Property & Compensa	14,504	-	-	-	-
3290 - Interfund Revenues	265,237	176,761	300,000	300,000	-
<b>Division Total</b>	<b>279,740</b>	<b>176,761</b>	<b>300,000</b>	<b>300,000</b>	<b>-</b>

<b>Department Expense Total</b>	<b>158,541</b>	<b>151,089</b>	<b>1,424,033</b>	<b>1,440,668</b>	<b>267,000</b>
---------------------------------	----------------	----------------	------------------	------------------	----------------

<b>Department Revenue Total</b>	<b>279,740</b>	<b>176,761</b>	<b>300,000</b>	<b>300,000</b>	<b>-</b>
---------------------------------	----------------	----------------	----------------	----------------	----------

## ROAD MACHINERY FUND

Department 9900 Undistributed Revenues

Division 9900 Undistributed

### REVENUES

<u>Account</u>	2014 Actual	2015 Actual	2016 Adopted Budget	2016 Amended Budget	2017 Executive Recommendation
3700 - Appropriated Fund Balance	-	-	-	-	1,000,000
Division Total	-	-	-	-	1,000,000
<b>Department Revenues Total</b>	-	-	-	-	<b>1,000,000</b>
<b>ROAD MACHINERY FUND EXPENSE TOTAL</b>	3,617,342	3,730,959	4,991,000	5,008,815	3,905,321
<b>ROAD MACHINERY FUND REVENUE TOTAL</b>	4,841,743	5,310,266	4,991,000	4,991,000	3,905,321

**SELF INSURANCE FUND**

Department 1710 Self Insurance Administration  
 Division 1332 Workers' Comp Admin

EXPENSES

<u>Account</u>	2014 <u>Actual</u>	2015 <u>Actual</u>	2016 <u>Adopted Budget</u>	2016 <u>Amended Budget</u>	2017 <u>Executive Recommendation</u>
1300 - Regular Pay	83,085	131,690	154,422	154,422	153,831
1400 - Part Time Pay	158	-	-	-	-
1420 - Contractual Pays	14,450	8,000	8,000	8,000	8,000
4000 - Supplies	1,448	505	800	800	800
4300 - Professional Services	945,698	825,961	958,159	258,159	255,071
4510 - Insurance	-	-	-	700,000	700,000
4570 - Leases/Rental	5,969	5,969	4,848	4,848	4,848
4580 - Conference Expenses	2,078	820	2,000	2,000	2,000
4590 - Travel	317	435	500	550	500
4600 - Misc Contractual Expense	920	999	1,305	1,305	1,355
4750 - Intra-County Charges	6,452	-	-	-	-
4850 - Workers' Comp	952,843	517,197	1,151,498	1,151,448	1,000,000
8000 - Retirement	18,917	24,175	26,717	26,717	25,920
8010 - Social Security/FICA	6,888	10,055	12,425	12,425	12,380
8020 - Health Insurance	40,763	34,365	28,568	28,568	35,212
<b>Division Total</b>	<b>2,079,986</b>	<b>1,560,173</b>	<b>2,349,242</b>	<b>2,349,242</b>	<b>2,199,917</b>

REVENUES

<u>Account</u>	2014 <u>Actual</u>	2015 <u>Actual</u>	2016 <u>Adopted Budget</u>	2016 <u>Amended Budget</u>	2017 <u>Executive Recommendation</u>
3280 - Misc Local Sources	24,995	26,690	-	-	28,000
3290 - Interfund Revenues	27,554	25,339	28,000	28,000	28,000
<b>Division Total</b>	<b>52,549</b>	<b>52,029</b>	<b>28,000</b>	<b>28,000</b>	<b>56,000</b>

Division 1333 Workers' Comp Admin Reserve

EXPENSES

<u>Account</u>	2014 <u>Actual</u>	2015 <u>Actual</u>	2016 <u>Adopted Budget</u>	2016 <u>Amended Budget</u>	2017 <u>Executive Recommendation</u>
4300 - Professional Services	965	732	1,000	1,000	1,000
4850 - Workers' Comp	379,560	430,802	410,000	410,000	465,000
<b>Division Total</b>	<b>380,526</b>	<b>431,534</b>	<b>411,000</b>	<b>411,000</b>	<b>466,000</b>

**SELF INSURANCE FUND**

Department 1710 Self Insurance Administration  
 Division 1333 Workers' Comp Admin Reserve

REVENUES

<u>Account</u>	<u>2014 Actual</u>	<u>2015 Actual</u>	<u>2016 Adopted Budget</u>	<u>2016 Amended Budget</u>	<u>2017 Executive Recommendation</u>
3280 - Misc Local Sources	2,073	-	2,000	2,000	2,000
Division Total	<u>2,073</u>	<u>-</u>	<u>2,000</u>	<u>2,000</u>	<u>2,000</u>
<b>Department Expense Total</b>	<b>2,460,511</b>	<b>1,991,707</b>	<b>2,760,242</b>	<b>2,760,242</b>	<b>2,665,917</b>
<b>Department Revenue Total</b>	<b>54,622</b>	<b>52,029</b>	<b>30,000</b>	<b>30,000</b>	<b>58,000</b>

DEPARTMENT POSITION SUMMARY

<u>Title</u>	<u># of Positions</u>	<u>Total Salary</u>
COUNTY INSURANCE OFFICER	1	84,193
SR COMPENSATION CLAIMS EXMNER	1	50,068
Total Benefited Positions	<u>2</u>	<u>134,261</u>

**SELF INSURANCE FUND**

Department 1720 Benefits and Awards

Division 1351 Indemnity

**EXPENSES**

<u>Account</u>	2014 <u>Actual</u>	2015 <u>Actual</u>	2016 <u>Adopted Budget</u>	2016 <u>Amended Budget</u>	2017 <u>Executive Recommendation</u>
4850 - Workers' Comp	261,569	5,034,368	4,895,000	4,895,000	5,150,000
<b>Division Total</b>	<b>261,569</b>	<b>5,034,368</b>	<b>4,895,000</b>	<b>4,895,000</b>	<b>5,150,000</b>

**REVENUES**

<u>Account</u>	2014 <u>Actual</u>	2015 <u>Actual</u>	2016 <u>Adopted Budget</u>	2016 <u>Amended Budget</u>	2017 <u>Executive Recommendation</u>
3280 - Misc Local Sources	454,445	366,562	450,000	450,000	400,000
<b>Division Total</b>	<b>454,445</b>	<b>366,562</b>	<b>450,000</b>	<b>450,000</b>	<b>400,000</b>

Division 1352 Medical

**EXPENSES**

<u>Account</u>	2014 <u>Actual</u>	2015 <u>Actual</u>	2016 <u>Adopted Budget</u>	2016 <u>Amended Budget</u>	2017 <u>Executive Recommendation</u>
4850 - Workers' Comp	6,611,249	2,577,280	2,301,000	2,301,000	2,257,000
<b>Division Total</b>	<b>6,611,249</b>	<b>2,577,280</b>	<b>2,301,000</b>	<b>2,301,000</b>	<b>2,257,000</b>

**REVENUES**

<u>Account</u>	2014 <u>Actual</u>	2015 <u>Actual</u>	2016 <u>Adopted Budget</u>	2016 <u>Amended Budget</u>	2017 <u>Executive Recommendation</u>
3200 - Intergovernmental Charges	8,631,330	8,910,459	9,299,337	9,299,337	9,338,051
3240 - Use of Money & Property	19,099	14,040	20,000	20,000	20,000
3280 - Misc Local Sources	173,834	253,664	150,000	150,000	250,000
3290 - Interfund Revenues	-	6,599	6,905	6,905	6,866
<b>Division Total</b>	<b>8,824,264</b>	<b>9,184,762</b>	<b>9,476,242</b>	<b>9,476,242</b>	<b>9,614,917</b>

**Department Expense Total** **6,872,817**   **7,611,647**   **7,196,000**   **7,196,000**   **7,407,000**

**Department Revenue Total** **9,278,709**   **9,551,324**   **9,926,242**   **9,926,242**   **10,014,917**

**SELF INSURANCE FUND**

---

---

<b>SELF INSURANCE FUND EXPENSE TOTAL</b>	9,333,329	9,603,354	9,956,242	9,956,242	10,072,917
<b>SELF INSURANCE FUND REVENUE TOTAL</b>	9,333,331	9,603,353	9,956,242	9,956,242	10,072,917



**DEBT SERVICE FUND**

Department 9710 Serial Bonds

Division 4450 Serial Bonds

**EXPENSES**

<u>Account</u>	2014 <u>Actual</u>	2015 <u>Actual</u>	2016 <u>Adopted Budget</u>	2016 <u>Amended Budget</u>	2017 <u>Executive Recommendation</u>
4300 - Professional Services	-	6,260,627	-	-	-
6000 - Debt Principal	6,838,500	5,956,300	6,583,600	6,583,600	6,990,000
7000 - Debt Interest	3,240,544	2,967,288	3,046,333	3,046,333	2,856,685
<b>Division Total</b>	<b>10,079,044</b>	<b>15,184,215</b>	<b>9,629,933</b>	<b>9,629,933</b>	<b>9,846,685</b>

**REVENUES**

<u>Account</u>	2014 <u>Actual</u>	2015 <u>Actual</u>	2016 <u>Adopted Budget</u>	2016 <u>Amended Budget</u>	2017 <u>Executive Recommendation</u>
3000 - Real Property Taxes	9,293,763	8,461,964	9,379,933	9,379,933	9,846,685
3240 - Use of Money & Property	330	360	-	-	-
3280 - Miscellaneous Local Sources	-	755,627	-	-	-
3290 - Interfund Revenues	77,564	-	-	-	-
3510 - Other Financing Sources	-	5,505,000	-	-	-
<b>Division Total</b>	<b>9,371,658</b>	<b>14,722,951</b>	<b>9,379,933</b>	<b>9,379,933</b>	<b>9,846,685</b>

**Department Expense Total                    10,079,044      15,184,215      9,629,933      9,629,933      9,846,685**

**Department Revenue Total                    9,371,658      14,722,951      9,379,933      9,379,933      9,846,685**

**DEBT SERVICE FUND**

Department 9900 Undistributed Revenues

Division 9900 Undistributed

REVENUES

<u>Account</u>	<u>2014 Actual</u>	<u>2015 Actual</u>	<u>2016 Adopted Budget</u>	<u>2016 Amended Budget</u>	<u>2017 Executive Recommendation</u>
3700 - Appropriated Fund Balance	-	-	250,000	250,000	-
<b>Division Total</b>	<b>-</b>	<b>-</b>	<b>250,000</b>	<b>250,000</b>	<b>-</b>
 <b>Department Revenue Total</b>	 <b>-</b>	 <b>-</b>	 <b>250,000</b>	 <b>250,000</b>	 <b>-</b>
 <b>DEBT SERVICE FUND EXPENSE TOTAL</b>	 10,079,044	 15,184,215	 9,629,933	 9,629,933	 9,846,685
 <b>DEBT SERVICE FUND REVENUE TOTAL</b>	 9,371,658	 14,722,951	 9,629,933	 9,629,933	 9,846,685

**OVERALL TOTALS**

**EXPENSES**

<u>Fund</u>	2014	2015	2016	2016	2017
	<u>Actual</u>	<u>Actual</u>	<u>Adopted Budget</u>	<u>Amended Budget</u>	<u>Executive Recommendation</u>
GENERAL FUND	267,636,162	265,769,299	284,381,268	289,269,124	283,909,060
SPECIAL GRANT FUND	2,309,372	2,054,282	2,712,229	3,260,091	2,299,186
COUNTY ROAD FUND	17,692,055	18,207,853	18,699,130	19,722,144	14,790,975
ROAD MACHINERY FUND	3,617,342	3,730,959	4,991,000	5,008,815	3,905,321
SELF INSURANCE FUND	9,333,329	9,603,354	9,956,242	9,956,242	10,072,917
DEBT SERVICE FUND	10,079,044	15,184,215	9,629,933	9,629,933	9,846,685
<b>EXPENSE TOTAL</b>	<b>310,667,304</b>	<b>314,549,962</b>	<b>330,369,802</b>	<b>336,846,349</b>	<b>324,824,144</b>

**REVENUES**

<u>Fund</u>	2014	2015	2016	2016	2017
	<u>Actual</u>	<u>Actual</u>	<u>Adopted Budget</u>	<u>Amended Budget</u>	<u>Executive Recommendation</u>
GENERAL FUND	263,248,656	261,691,935	284,381,268	285,605,844	283,909,060
SPECIAL GRANT FUND	2,289,769	2,130,042	2,712,229	3,221,229	2,299,186
COUNTY ROAD FUND	15,162,133	17,622,669	18,699,130	19,746,513	14,790,975
ROAD MACHINERY FUND	4,841,743	5,310,266	4,991,000	4,991,000	3,905,321
SELF INSURANCE FUND	9,333,331	9,603,353	9,956,242	9,956,242	10,072,917
DEBT SERVICE FUND	9,371,658	14,722,951	9,629,933	9,629,933	9,846,685
<b>REVENUE TOTAL</b>	<b>304,247,290</b>	<b>311,081,215</b>	<b>330,369,802</b>	<b>333,150,761</b>	<b>324,824,144</b>



A1040

## Clerk of Legislative Board

Division	Position #	Title	2016 Adopted	2017 Department Request	2017 Executive Recommended
1006					
	10401010	CLERK LEG	77,830	77,532	77,532
	10401020	DEP CLK LE	54,203	53,996	53,996
	10401050	DEP CLK LE	63,677	63,414	63,414
	10401060	SR LEG EMP	53,068	52,865	52,865
	10401101	LEG EMP	48,742	48,555	48,555
	10401105	LEG FS ANL	<u>41,773</u>	<u>52,007</u>	<u>52,007</u>
		Total Full Time Salary	339,293	348,370	348,368
	10401110	LEG COUNS	45,900	45,724	45,724
	10401115	LEG COUNS	30,600	30,483	30,483
	10401120	MIN COUNS	<u>30,600</u>	<u>30,483</u>	<u>30,483</u>
		Benefited Part-Time Salary	107,100	106,689	106,690
		Division Total	<u>446,393</u>	<u>455,059</u>	<u>455,058</u>
		<b>Department Total</b>	<b>446,393</b>	<b>455,059</b>	<b>455,058</b>
		Total Benefited Employees	9	9	9

A1110

Court Security

Division	Position #	Title	2016 Adopted	2017 Department Request	2017 Executive Recommended
1016		Other Part Time Pay	<u>35,000</u>	<u>35,000</u>	<u>35,000</u>
		Division Total	<u>35,000</u>	<u>35,000</u>	<u>35,000</u>
		<b>Department Total</b>	<b>35,000</b>	<b>35,000</b>	<b>35,000</b>
		Total Benefited Employees	0	0	0

## District Attorney

Division	Position #	Title	2016 Adopted	2017 Department Request	2017 Executive Recommended
1031					
	11651002	DA	167,298	183,492	183,492
	11651020	AST DA	92,464	92,110	92,110
	11651022	AST DA	93,707	93,348	93,348
	11651023	AST DA	83,437	83,117	83,117
	11651025	AST DA	77,778	77,480	77,480
	11651055	AST DA	62,008	61,771	61,771
	11651070	AST DA	58,628	58,404	58,404
	11651100	AST DA	101,673	101,283	101,283
	11651200	AST DA	90,382	90,035	90,035
	11651201	AST DA	82,800	82,482	82,482
	11651202	RECEIPT/T	35,700	35,563	35,563
	11651203	AST DA	78,822	78,520	78,520
	11651204	AST DA	65,352	65,101	65,101
	11651205	AST DA	65,809	65,556	65,556
	11651206	AST DA	65,334	65,083	65,083
	11651208	AST DA	83,457	83,138	83,138
	11651209	AST DA	63,580	63,336	63,336
	11651400	CON SEC DA	54,152	53,945	53,945
	11651402	SR LGL STN	49,110	48,922	48,922
	11651403	LGL SEC DA	43,879	43,771	43,771
	11651404	ADM AST/S	51,978	51,779	51,779
	11651405	ADM AST	47,422	47,375	47,375
	11651407	ADM AST/T	47,137	47,375	47,375
	11651410	AST DA	100,467	100,082	100,082
	11651415	SR CNSM AD	60,254	60,024	60,024
	11651425	AST DA	58,628	58,404	58,404
	11651426	AST DA	58,354	58,131	58,131
	11651431	DA INVEST	53,257	53,053	53,053
		Total Full Time Salary	1,992,867	2,002,680	2,002,680
	11651021	AST DA	36,986	36,844	36,844
	11651024	AST DA	37,391	37,248	37,248
	11651057	AST DA	38,246	38,100	38,100
	11651058	AST DA	32,612	32,487	32,487
	11651059	AST DA	32,491	32,367	32,367
	11651060	AST DA	36,460	36,320	36,320
	11651062	AST DA	32,656	32,531	32,531
	11651065	AST DA	<u>37,490</u>	<u>37,346</u>	<u>37,346</u>
		Benefited Part-Time Salary	284,332	283,243	283,243
		Other Part Time Pay	347,727	312,995	312,995
		Division Total	<u>2,624,926</u>	<u>2,598,918</u>	<u>2,598,918</u>
		<b>Department Total</b>	<b>2,624,926</b>	<b>2,598,918</b>	<b>2,598,918</b>
		Total Benefited Employees	36	36	36

## Public Defender

Division	Position #	Title	2016 Adopted	2017 Executive Recommended
1046				
	11701160	AST PD	76,880	76,586
	11701170	AST PD	76,880	76,586
	11701180	AST PD	85,851	85,522
	11701185	AST PD	65,900	65,647
	11701187	AST PD	65,900	65,647
	11701188	AST PD	85,851	85,522
	11701189	AST PD	74,286	74,001
	11701200	CON SEC PD	65,187	64,938
	11701202	LEGAL AIDE	41,247	39,197
	11701207	LEGAL AIDE	<u>49,165</u>	<u>48,976</u>
		Total Full Time Salary	687,147	682,622
	11701100	PUB DEF	83,684	83,363
	11701150	AST PD	33,292	33,164
	11701151	AST PD	37,261	37,117
	11701153	AST PD	37,260	37,117
	11701154	AST PD	43,771	43,604
	11701155	AST PD	43,771	43,604
	11701156	AST PD	37,260	37,117
	11701158	AST PD	37,260	37,117
	11701159	AST PD	33,292	33,164
	11701161	AST PD	33,292	33,164
	11701171	AST PD	48,767	48,580
	11701172	AST PD	49,672	49,481
	11701186	AST PD	33,292	33,164
	11701210	INVEST PD	<u>32,080</u>	<u>35,632</u>
		Benefited Part-Time Salary	<u>583,953</u>	<u>585,388</u>
		Division Total	1,271,100	1,268,010
1047				
	11701190	DEF BS ADV	54,006	54,115
		Total Full Time Salary	54,006	54,115
		Other Part Time Pay	<u>22,256</u>	<u>22,171</u>
		Division Total	<u>76,262</u>	<u>76,286</u>
		<b>Department Total</b>	<b>1,347,362</b>	<b>1,344,296</b>
		Total Benefited Employees	25	25



A1185

## Medical Examiner

Division	Position #	Title	2016 Adopted	2017 Executive Recommended
1061				
	11851015	DEP MED EX	<u>0</u>	<u>152,006</u>
		Total Full Time Salary	0	152,006
	11851001	MEDICAL EX	38,997	77,704
	11851005	DEP MED EX	<u>26,027</u>	<u>51,852</u>
		Benefited Part-Time Salary	65,024	129,556
		Other Part Time Pay	<u>0</u>	<u>207,501</u>
		Division Total	<u>65,024</u>	<u>489,063</u>
		<b>Department Total</b>	<b>65,024</b>	<b>489,063</b>
		Total Benefited Employees	2	3

A1230

## County Executive

Division	Position #	Title	2016 Adopted	2017 Executive Recommended
1072				
	12301020	CO EXEC	133,572	133,570
	12301025	DEP CO EXE	119,084	118,628
	12301027	DEP CO EXE	119,084	118,628
	12301030	DEP CO EXE	119,084	118,628
	12301032	AST DEP CE	84,480	84,157
	12301034	AST DEP CE	66,210	65,957
	12301050	CON SEC CE	<u>53,294</u>	<u>53,089</u>
		Total Full Time Salary	694,808	692,656
		Division Total	<u>694,808</u>	<u>692,656</u>
		<b>Department Total</b>	<b>694,808</b>	<b>692,656</b>
		Total Benefited Employees	7	7

Division	Position #	Title	2016 Adopted	2017 Executive Recommended
1076				
	13101001	COMM FIN	113,512	113,077
	13101200	DEP COM FN	87,988	87,651
	13101259	JR ACCT	52,892	52,689
	13101261	HD ACC CLK	51,741	52,407
	13101275	ADM AST/T	51,978	51,779
	13101280	AUDITOR	60,254	60,254
	13101298	PR ACC CLK	38,361	39,494
	13101299	DEP COM FN	84,480	84,157
	13101301	FISCAL OFF	73,354	73,073
	13101306	PAY MGR	75,163	74,875
	13101400	JR ACCT	49,807	49,995
	13101403	SR AC/T	40,888	41,006
	13101404	PR ACC CLK	43,306	46,119
	13101405	CON SEC CF	61,771	61,534
	13101406	SR AC/T	40,007	40,732
	13101407	SR AC/T	45,310	45,136
	13101408	FISCAL OFF	73,315	73,073
	13101409	TX SUPV	66,728	66,994
	13101410	ACCOUNTANT	58,245	58,467
	13101411	PR ACC CLK	45,547	45,660
	13101415	FISCAL OFF	71,637	71,438
	13101430	ACCOUNTANT	57,151	57,275
	13101440	SR AC/T	40,888	40,732
	13101901	FIN ANLYS	<u>67,983</u>	<u>67,722</u>
		Total Full Time Salary	1,452,304	1,455,339
		Other Part Time Pay	<u>46,266</u>	<u>46,204</u>
		Division Total	1,498,570	1,501,543
1077				
	13101445	SR CLERK	<u>32,854</u>	<u>33,723</u>
		Total Full Time Salary	<u>32,854</u>	<u>33,723</u>
		Division Total	32,854	33,723

A1310

## Department of Finance

Division	Position #	Title	2016 Adopted	2017 Executive Recommended
1078				
	13101017	ACE DP DIR	84,480	84,157
	13101900	ACCOUNTANT	50,139	51,302
	13101950	ACE DIR	93,250	92,893
	13101952	FIN ANLYS	<u>67,983</u>	<u>67,722</u>
		Total Full Time Salary	295,852	296,074
		Other Part Time Pay	<u>16,266</u>	<u>16,204</u>
		Division Total	<u>312,118</u>	<u>312,278</u>
		<b>Department Total</b>	<b>1,843,542</b>	<b>1,847,544</b>
		Total Benefited Employees	29	29

## Comptroller

Division	Position #	Title	2016 Adopted	2017 Department Request	2017 Executive Recommended
1082					
	13151001	CMPTROL CO	101,709	101,319	101,702
	13151002	DEP CMPT	79,592	79,287	79,287
	13151005	SR AUDITOR	77,632	77,827	77,827
	13151006	DIR IAC	64,930	75,972	64,682
	13151010	SR AUDITOR	67,896	68,684	68,684
	13151015	CON SEC CM	52,252	52,052	52,052
	13151308	AUDITOR	69,844	69,576	69,576
	13151404	AUDITOR	<u>62,887</u>	<u>63,398</u>	<u>63,398</u>
		Total Full Time Salary	576,742	588,115	577,208
		Division Total	<u>576,742</u>	<u>588,115</u>	<u>577,208</u>
		<b>Department Total</b>	<b>576,742</b>	<b>588,115</b>	<b>577,208</b>
		Total Benefited Employees	8	8	8

A1340

**Budget**

Division	Position #	Title	2016 Adopted	2017 Executive Recommended
1095				
	13401001	DEP BG DIR	84,480	84,157
	13401005	DEP BG DIR	84,480	84,157
	13401030	CON SEC BG	<u>53,295</u>	<u>53,089</u>
		Total Full Time Salary	222,255	221,403
		Division Total	<u>222,255</u>	<u>221,403</u>
		<b>Department Total</b>	<b>222,255</b>	<b>221,403</b>
		Total Benefited Employees	3	3

A1345

## Purchasing

Division	Position #	Title	2016 Adopted	2017 Executive Recommended
1101				
	13451001	DIR PURCH	77,648	77,350
	13451002	DEP DIR PU	63,178	62,936
	13451003	SR BUYER	48,361	40,673
	13451302	BUYER	36,007	42,334
	13451305	BUYER	43,190	40,673
	13451804	MACH OP	43,939	43,771
	13451815	PR BUYER	54,755	54,545
	13451818	ADM AST/T*	29,466	29,353
	13451820	ACCOUNTANT	59,396	59,168
	13452001	DRIVER/MESSENGER	<u>38,458</u>	<u>38,311</u>
		Total Full Time Salary	494,398	489,114
		Other Part Time Pay	<u>0</u>	<u>0</u>
		Division Total	<u>494,398</u>	<u>489,114</u>
		<b>Department Total</b>	<b>494,398</b>	<b>489,114</b>
		Total Benefited Employees	10	10

\*Split with Self Insurance (S1710)

A1355

## Real Property

Division	Position #	Title	2016 Adopted	2017 Executive Recommended
1116				
	13551001	DIR RPTSA	77,648	77,350
	13551425	SR TM SPEC	54,668	55,776
	13551427	SR TM SPEC	61,278	61,043
	13551862	RP INFO SP	58,245	58,092
	13551868	RPTS SPEC	<u>53,202</u>	<u>53,303</u>
		Total Full Time Salary	305,040	305,564
		Division Total	<u>305,040</u>	<u>305,564</u>
		<b>Department Total</b>	<b>305,040</b>	<b>305,564</b>
		Total Benefited Employees	5	5



## County Clerk

Division	Position #	Title	2016 Adopted	2017 Department Request	2017 Executive Recommended
1131					
	14101001	CO CLERK	101,709	101,319	101,701
	14101102	CON SEC CC	56,144	55,929	55,929
	14101121	ADM AST	50,261	50,068	50,068
	14101125	SR AC CLK	42,441	42,279	42,279
	14101309	ACCOUNTANT	57,212	57,275	57,275
	14101310	ACC CLERK	42,295	42,151	42,151
	14101351	DRIVER/MES	<u>35,700</u>	<u>35,764</u>	<u>35,764</u>
		Total Full Time Salary	385,762	384,785	385,167
		Other Part Time Pay	<u>35,000</u>	<u>35,000</u>	<u>35,000</u>
		Division Total	420,762	419,785	420,167
1132					
	14101020	DEP CO CLK	79,529	79,225	79,225
	14101120	IND CLK/T	37,703	37,747	37,747
	14101135	SR IN CLK	45,310	45,136	45,136
	14101146	SR IN CL/T	41,692	41,532	41,532
	14101151	IND CLK/T	37,892	38,375	38,375
	14101153	SR IN CL/T	41,591	41,532	41,532
	14101155	SR IN CLK	45,310	45,136	45,136
	14101157	IND CLK/T	37,892	0	0
	14101159	IND CLK/T	37,892	37,747	37,747
	14101171	HEAD CLERK	51,978	51,779	51,779
	14101175	PR CLERK	43,939	43,771	43,771
	14101353	IND CLK/T	37,892	38,298	38,298
	14101380	RECORD CLK	37,132	37,456	37,456
	14101385	IND CLK/T	37,703	37,747	37,747
	14101400	ADM AST/T	51,810	51,779	51,779
	14101401	IND CLK/T	31,533	32,654	32,654
	14101402	IND CLK/T	37,892	37,990	37,990
		Total Full Time Salary	734,690	697,904	697,904
		Other Part Time Pay	<u>26,878</u>	<u>26,790</u>	<u>21,790</u>
		Division Total	761,568	724,694	719,694

## County Clerk

Division	Position #	Title	2016 Adopted	2017 Department Request	2017 Executive Recommended
1133					
	14101021	DEP CO CLK	59,962	59,732	59,732
	14101110	SR MV CASH	45,090	44,918	44,918
	14101161	MV CASHIER	42,788	42,624	42,624
	14101164	MV CASHIER	40,030	39,876	39,876
	14101177	MV CASHIER	40,030	39,876	39,876
	14101180	SR MV CASH	46,808	46,628	46,628
	14101181	SR MV CASH	44,561	44,918	44,918
	14101200	MV CASHIER	35,025	35,845	35,845
	14101201	MV CASHIER	31,863	33,595	33,595
	14101203	MV CASHIER	39,226	39,611	39,611
	14101204	MV CASHIER	39,226	39,581	39,581
	14101205	MV CASHIER	38,131	38,074	38,074
	14101206	MV CASHIER	42,788	42,624	42,624
	14101300	MV CASHIER	40,030	39,876	39,876
	14101305	SEC GUARD	49,820	49,629	49,629
		Total Full Time Salary	635,378	637,407	637,408
		Other Part Time Pay	<u>95,538</u>	<u>95,538</u>	<u>95,538</u>
		Division Total	730,916	732,945	732,946
1134					
	14101023	DEP CO CLK	66,777	66,521	66,521
	14101026	RECORD CLK	38,116	38,202	38,202
	14101027	RECORD CLK	37,815	38,202	38,202
	14101150	ADM AST/T	48,000	48,175	48,175
	14101152	IND CLK/T	29,321	30,222	30,222
	14101154	PR REC CLK	51,978	51,779	51,779
	14101156	IND CLK/T	38,696	38,548	38,548
	14101157	IND CLK/T	0	37,747	37,747
	14101209	RECORD CLK	37,844	38,202	38,202
	14101352	DRIVER/MES	35,555	35,563	35,563
	14101360	PR REC MGT	56,262	56,547	56,547
	14101390	ARC PRG TC	<u>40,645</u>	<u>37,201</u>	<u>37,201</u>
		Total Full Time Salary	481,009	516,909	516,908
		Other Part Time Pay	<u>26,878</u>	<u>26,790</u>	<u>21,790</u>
		Division Total	507,887	543,699	538,698
		<b>Department Total</b>	<b>2,421,133</b>	<b>2,421,123</b>	<b>2,411,505</b>
		Total Benefited Employees	50	50	50

## County Attorney

Division	Position #	Title	2016 Adopted	2017 Executive Recommended
1146				
	14201001	CO ATTY	113,512	113,077
	14201050	AST CO ATT	84,535	84,211
	14201054	AST CO ATT	80,659	75,329
	14201055	AST CO ATT	68,202	67,941
	14201056	AST CO ATT	68,202	67,941
	14201110	CON SEC CA	51,211	48,266
	14201115	LGL SEC CA	54,171	53,963
	14201120	PARALEGAL	64,791	64,542
	14201125	PARALEGAL	52,572	53,339
	14201130	ADM AIDE/T	42,938	43,025
	14201131	DIS AST CD	71,801	71,526
	14201590	AST CO ATT	<u>61,588</u>	<u>61,352</u>
		Total Full Time Salary	814,181	804,512
	14201053	AST CO ATT	<u>39,398</u>	<u>39,247</u>
		Benefited Part-Time Salary	<u>39,398</u>	<u>39,247</u>
		Division Total	<u>853,579</u>	<u>843,759</u>
		<b>Department Total</b>	<b>853,579</b>	<b>843,759</b>
		Total Benefited Employees	13	13

A1430

## Personnel

Division	Position #	Title	2016 Adopted	2017 Executive Recommended
1156				
	14301001	PERS OFF	94,748	94,385
	14301100	PERS ANLYS TRN	50,298	50,414
	14301103	PERS AST	40,888	40,732
	14301105	PERS CLK	39,445	39,294
	14301110	PERS ANLYS	54,861	44,487
	14301302	PERS ASST TRN	42,268	42,521
	14301311	PERS AST	41,316	41,532
	14301400	CH PER ANL	79,182	78,879
	14301407	PER TEC SP	46,296	46,119
	14301409	DIR EMP RE	77,940	77,641
	14301410	PR PER ANL	73,109	73,255
	14301412	PR PER ANL	72,686	73,255
	14301413	CON SEC PO	<u>44,579</u>	<u>44,408</u>
		Total Full Time Salary	757,617	746,922
		Other Part Time Pay	<u>16,000</u>	<u>10,000</u>
		Division Total	<u>773,617</u>	<u>756,922</u>
		<b>Department Total</b>	<b>773,617</b>	<b>756,922</b>
		Total Benefited Employees	13	13

## Board of Elections

Division	Position #	Title	2016 Adopted	2017 Department Request	2017 Executive Recommended
1176					
	14501001	COMM ELEC	81,021	80,711	80,711
	14501002	COMM ELEC	81,021	80,711	80,711
	14501100	DEP COM EL	63,012	62,771	62,771
	14501300	DEP COM EL	63,012	62,771	62,771
	14501301	ADM AST BE	51,972	51,773	51,773
	14501304	ADM AST BE	51,972	51,773	51,773
	14501404	CH REG CLK	46,686	46,508	46,508
	14501415	CH REG CLK	46,686	46,508	46,508
	14501420	CH REG CLK	46,686	46,508	46,508
	14501421	CH REG CLK	46,686	46,508	46,508
	14501422	EL MT SPEC	0	46,508	46,508
	14501423	EL MT SPEC	0	46,508	46,508
		Total Full Time Salary	578,754	669,552	669,552
		Other Part Time Pay	0	223,000	223,000
		Division Total	578,754	892,552	892,552
1177					
	14501422	EL MT SPEC	46,686	0	0
	14501423	EL MT SPEC	46,686	0	0
		Total Full Time Salary	93,373	0	0
		Other Part Time Pay	400,000	0	0
		Division Total	493,373	0	0
		<b>Department Total</b>	<b>1,072,127</b>	<b>892,552</b>	<b>892,552</b>
		Total Benefited Employees	12	12	12

## Public Works Administration

Division	Position #	Title	2016 Adopted	2017 Executive Recommended
1181				
	14901000	ADM SVC MGR	63,744	63,500
	14901001	DC DPW FIN	68,823	68,559
	14901002	CON SEC DPW	62,867	62,626
	14901006	DC DPW ADM	91,295	90,945
	14901013	SR AC/T	40,888	41,160
	14901015	PR ACC CLK	45,547	45,373
	14901120	ADM AST	58,422	58,198
	14901122	PR CLERK	43,939	44,172
	14901220	SR AC/T	42,441	42,279
	14901384	SR TYPIST	<u>43,190</u>	<u>43,556</u>
		Total Full Time Salary	561,158	560,368
		Division Total	<u>561,158</u>	<u>560,368</u>
		<b>Department Total</b>	<b>561,158</b>	<b>560,368</b>
		Total Benefited Employees	10	10

## Buildings and Grounds

Division	Position #	Title	2016 Adopted	2017 Executive Recommended
1191				
	16201002	M&C SUPV	52,693	50,682
	16201003	M&C SUPV	52,892	52,689
	16201004	BLD TR WKR	38,248	41,379
	16201005	BLD MTC SP	36,122	39,490
	16201012	BLD TR WKR	42,441	46,119
	16201013	BLD MTC SP	45,547	45,373
	16201014	BLD TR WKR	33,489	44,572
	16201016	BLD MTC SP	44,743	44,923
	16201019	BLD MTC SP	46,107	46,119
	16201022	M&C SUPV	51,741	51,542
	16201023	BLD MTC SP	46,296	46,119
	16201050	HD CLEANER	39,317	39,166
	16201100	M&C SUPV	49,183	49,791
	16201101	BLD MTC SP	44,112	44,572
	16201102	SR PRJ MGR	75,563	75,876
	16201103	SR BD MT S	52,892	52,689
	16201104	BLD TR WKR	44,882	48,976
	16201105	SR LND MGR	49,347	49,158
	16201107	M&C SUPV	51,741	52,226
	16201108	BLD MTC SP	45,547	45,961
	16201109	HD CLEANER	43,245	43,079
	16201110	CLEANER	38,732	38,584
	16201111	EL C&M SUP	54,609	54,400
	16201112	CLEANER	33,653	33,524
	16201113	CLEANER	37,015	36,873
	16201115	M&C SUPV	49,934	49,995
	16201116	CLEANER	34,158	34,325
	16201120	BLD MTC SP	44,743	49,995
	16201131	BLD TR WKR	37,447	42,206
	16201201	BLD MTC SP	44,743	44,923
	16201202	CLEANER	41,875	41,714
	16201203	CLEANER	26,254	37,587
	16201206	MTC COORD	65,242	64,992
	16201207	CLEANER	33,653	37,073
	16201303	CLEANER	36,066	39,840
	16201304	BLD MTC SP	45,547	45,373
	16201305	BLD MTC SP	44,743	44,572
	16201306	BLD MTC SP	46,296	46,119
	16201307	BLD MTC SP	39,124	45,359
	16201309	BLD MTC SP	44,743	44,572
	16201310	SR BD MT S	51,741	52,671
	16201311	SR BD MT S	43,190	48,976
	16201313	BLD MTC SP	46,135	46,119
	16201320	BLD MTC SP	43,738	44,387
	16201325	BLD MTC SP	48,306	44,866
	16201330	BLD MTC SP	48,980	48,976

## Buildings and Grounds

Division	Position #	Title	2016 Adopted	2017 Executive Recommended
1191				
	16201335	BLD TR WKR	40,888	44,572
	16201370	CLEANER	39,993	0
	16201371	CLEANER	33,653	33,524
	16201372	BLD MTC SP	44,743	44,572
	16201376	PRJ MGR II	61,895	66,936
	16201378	BLD MTC SP	46,135	46,119
	16201382	BL MT W I	40,358	40,862
	16201386	HD CLEANER	36,449	41,205
	16201389	BLD TR WKR	40,888	44,572
	16201400	BLD MTC SP	<u>48,306</u>	<u>48,332</u>
		Total Full Time Salary	2,500,128	2,539,216
		Other Part Time Pay	<u>58,250</u>	<u>56,880</u>
		Division Total	<u>2,558,378</u>	<u>2,596,096</u>
		<b>Department Total</b>	<b>2,558,378</b>	<b>2,596,096</b>
		Total Benefited Employees	56	55



A1640

## Central Garage

Division	Position #	Title	2016 Adopted	2017 Executive Recommended
1260				
	16401825	AUT MEC II	46,346	47,043
	16401830	DC DPW FLT	68,823	68,559
	16401835	AUT MEC II	47,632	48,256
	16401840	AUT MEC II	49,360	49,171
	16401845	AUT MEC II	<u>43,822</u>	<u>44,776</u>
		Total Full Time Salary	255,984	257,805
		Other Part Time Pay	<u>16,500</u>	<u>16,315</u>
		Division Total	<u>272,484</u>	<u>274,120</u>
		<b>Department Total</b>	<b>272,484</b>	<b>274,120</b>
		Total Benefited Employees	5	5

## Information Services

Division	Position #	Title	2016 Adopted	2017 Executive Recommended
1291				
	16801001	DIR IS	108,341	107,926
	16801002	TCS CD II	72,420	72,218
	16801010	AST DIR IS	84,517	89,489
	16801017	CMP OP	48,033	52,926
	16801018	CMP OP	45,547	49,904
	16801019	CMP OP	43,939	43,771
	16801020	TEC AS CD	46,372	47,154
	16801022	NETWRK ADM	66,229	65,975
	16801023	TEC SUP I	57,496	57,993
	16801024	AST DIR IS	89,834	89,489
	16801025	CAP/ANLYST	75,053	75,608
	16801027	CMP AP PRG	74,304	74,708
	16801028	CAP/ANLYST	75,053	0
	16801029	TEC SUP I	59,396	59,168
	16801030	AST DIR IS	95,095	94,731
	16801031	HLP DSK TE	54,586	55,198
	16801032	RECEPT/T	32,953	0
	16801033	CAP/ANLYST	75,521	75,912
	16801034	JR ACCT	54,609	0
	16801057	CS REP	59,396	59,524
	16801063	SYS ANLYST	82,665	78,242
	16801066	ADM AST/T	0	0
	16801068	SYS ANLYST	81,247	80,935
	16801078	SR TEC SUP	66,174	65,920
	16801081	IT BUS MGR	53,129	43,571
	16801082	SYS ANLYST	82,599	82,646
	16801090	TEC SUP I	57,496	57,275
	16801091	FLD SV TEC	60,449	60,879
	16801094	ACC CLK/T	36,661	36,655
	16801096	TECH LDR	81,247	81,143
	16801098	TC ENG GIS	72,888	73,219
	16801101	CAP/ANLYST	74,562	74,766
	16801200	SUPV CS	51,978	51,779
	16801205	MACH OP	39,361	39,877
		Total Full Time Salary	2,159,147	1,998,601
		Division Total	2,159,147	1,998,601
		<b>Department Total</b>	<b>2,159,147</b>	<b>1,998,601</b>
		Total Benefited Employees	33	30

A1910

### Unallocated Insurance

Division	Position #	Title	2016 Adopted	2017 Executive Recommended
1301				
	19101003	DEP INS OF	<u>65,388</u>	<u>65,138</u>
		Total Full Time Salary	65,388	65,138
		Division Total	<u>65,388</u>	<u>65,138</u>
		<b>Department Total</b>	<b>65,388</b>	<b>65,138</b>
		Total Benefited Employees	1	1

## Emergency Communications - E911

Division	Position #	Title	2016 Adopted	2017 Executive Recommended
1800				
	30201001	DIR EC/EM	95,129	94,765
	30201003	DEP DIR EM	65,375	65,125
	30201009	EM SR D II	54,539	52,520
	30201010	EM SR D II	53,478	53,518
	30201011	EM SR D II	55,290	55,078
	30201012	EM SR D I	53,453	53,248
	30201013	EM SR D I	49,259	41,778
	30201014	EM SR D I	50,738	50,884
	30201015	EM SR D I	46,854	47,760
	30201016	EM SR D I	50,738	50,544
	30201017	EM SR D I	51,553	51,355
	30201018	EM SR D I	51,553	51,917
	30201019	EM SR D I	50,493	50,544
	30201020	EM SR D I	55,024	54,954
	30201021	EM SR D II	53,724	53,518
	30201023	EM SR D I	50,738	50,544
	30201024	CON SEC EC	52,124	51,925
	30201025	EM SR D I	46,234	47,133
	30201026	EM SR D I	40,215	42,210
	30201027	EM SR D I	50,128	50,544
	30201028	EM SR D I	51,553	52,090
	30201029	EM SR D I	50,738	51,290
	30201030	EM SR D I	50,738	51,274
	30201031	EM SR D II	53,555	53,518
	30201032	EM SR D I	40,215	41,778
	30201033	EM SR D I	50,493	50,545
		Total Full Time Salary	1,373,933	1,370,359
		Other Part Time Pay	<u>49,152</u>	<u>57,504</u>
		Division Total	<u>1,423,085</u>	<u>1,427,863</u>
		<b>Department Total</b>	<b>1,423,085</b>	<b>1,427,863</b>
		Total Benefited Employees	26	26

Division	Position #	Title	2016 Adopted	2017 Department Request	2017 Executive Recommended
1810					
	31101001	SHERIFF	101,706	101,712	101,712
	31101005	UNDRSHERIF	99,786	99,403	99,403
	31101100	CON SEC SH	54,956	54,746	54,746
	31101110	SH FA I	37,746	45,804	45,804
	31101131	SH FA I	41,455	50,179	50,179
	31101180	SH FA III	58,021	60,753	60,753
	31101440	ADM AST/T	63,663	63,419	63,419
	31101443	IT SPEC	<u>55,290</u>	<u>58,094</u>	<u>58,094</u>
		Total Full Time Salary	512,623	534,110	534,110
		Division Total	512,623	534,110	534,110
1811					
	31101025	DEP SHER	53,714	56,826	56,826
	31101040	DEP SHER	64,741	66,102	66,102
	31101045	DS SGT	80,304	81,474	81,474
	31101175	DS LT	93,400	95,118	95,118
	31101202	DEP SHER	65,104	66,102	66,102
	31101296	DS LT	94,753	96,748	96,748
	31101301	DS CAPT	105,799	108,115	108,115
	31101360	DS LT	97,259	99,363	99,363
	31101361	DS SGT	78,434	81,474	81,474
	31101362	DS SGT	80,304	81,474	81,474
	31101363	DS DET SGT	80,534	84,914	84,914
	31101364	EM SRV DIS	63,812	65,645	65,645
	31101365	DS SGT	0	81,474	81,474
	31101366	DS SGT	80,304	81,474	81,474
	31101390	DS FST SGT	83,750	84,989	84,989
	31101391	DEP SHER	61,068	63,440	63,440
	31101392	DS SGT	74,208	0	0
	31101393	DS SGT	80,304	81,474	81,474
	31101395	EM SRV DIS	49,369	52,198	52,198
	31101396	DEP SHER	66,260	68,827	68,827
	31101398	DS DETECT	65,104	69,246	69,246
	31101399	DEP SHER	0	53,376	53,376
	31101400	DEP SHER	57,290	60,582	60,582
	31101401	DEP SHER	59,926	60,861	60,861
	31101402	DEP SHER	50,429	53,393	53,393
	31101403	DS SGT	78,990	81,474	81,474
	31101404	DEP SHER	64,791	66,102	66,102
	31101405	DEP SHER	67,797	0	0
	31101406	DS DETECT	63,745	66,206	66,206
	31101407	DEP SHER	54,061	57,194	57,194
	31101408	DEP SHER	62,473	0	0
	31101410	DS DETECT	76,567	77,688	77,688
	31101411	DS DETECT	66,404	68,952	68,952

Division	Position #	Title	2016 Adopted	2017 Department Request	2017 Executive Recommended
1811					
	31101412	DS DETECT	65,208	67,790	67,790
	31101414	DEP SHER	62,473	64,095	64,095
	31101415	DEP SHER	48,797	49,587	49,587
	31101416	DEP SHER	73,435	74,526	74,526
	31101418	DEP SHER	59,926	61,853	61,853
	31101419	DEP SHER	53,985	0	0
	31101420	EM SRV DIS	42,658	63,045	63,045
	31101421	DEP SHER	53,408	54,131	54,131
	31101423	DEP SHER	61,019	52,654	52,654
	31101424	DEP SHER	48,797	52,629	52,629
	31101425	DEP SHER	57,582	60,861	60,861
	31101427	DEP SHER	62,473	64,638	64,638
	31101431	DEP SHER	59,926	60,861	60,861
	31101432	DEP SHER	67,797	69,842	69,842
	31101433	DEP SHER	58,886	60,861	60,861
	31101434	DEP SHER	57,536	60,852	60,852
	31101435	DEP SHER	73,435	74,526	74,526
	31101438	DEP SHER	53,044	56,118	56,118
	31101439	DEP SHER	0	49,587	49,587
	31101441	DEP SHER	0	49,587	49,587
	31101445	EM SRV DIS	<u>0</u>	<u>43,347</u>	<u>0</u>
		Total Full Time Salary	3,281,383	3,403,696	3,360,348
		Other Part Time Pay	<u>317,800</u>	<u>348,857</u>	<u>348,858</u>
		Division Total	3,599,183	3,752,553	3,709,206
1812					
	31101201	DEP SHER	73,435	74,526	74,526
	31101397	DS DETECT	73,602	75,108	75,108
	31101405	DEP SHER	0	68,978	68,978
	31101419	DEP SHER	0	57,113	57,113
	31101428	DEP SHER	<u>73,435</u>	<u>74,526</u>	<u>74,526</u>
		Total Full Time Salary	220,472	350,251	350,252
		Other Part Time Pay	<u>21,235</u>	<u>24,794</u>	<u>24,794</u>
		Division Total	241,707	375,045	375,046
1815					
	31101029	SEC GUARD	47,648	47,466	47,466
	31101031	SEC GUARD	48,504	48,318	48,318
	31101032	SEC GUARD	47,648	47,466	47,466
	31101033	SEC GUARD	50,794	50,606	50,606
	31101035	SEC GUARD	43,783	44,741	44,741

Division	Position #	Title	2016 Adopted	2017 Department Request	2017 Executive Recommended
1815					
	31101037	SR SEC GD	56,188	55,973	55,973
	31101365	DS SGT	80,304	76,310	76,310
	31101399	DEP SHER	73,435	64,157	64,157
	31101422	DEP SHER	73,435	74,526	74,526
	31101437	SEC GUARD	<u>39,575</u>	<u>40,803</u>	<u>40,803</u>
		Total Full Time Salary	561,314	550,365	550,365
		Other Part Time Pay	<u>195,000</u>	<u>209,696</u>	<u>209,696</u>
		Division Total	756,314	760,061	760,061
1817					
	31101115	RECEPT/T	39,956	47,258	47,258
	31101116	DB CLK/TYP	36,616	33,862	33,862
	31101117	PSTL PT EX	44,944	53,082	53,082
	31101130	JR ACCT	59,396	49,802	49,802
	31101204	CH CIV ADM	63,768	63,523	63,523
	31101446	SH FA II	<u>0</u>	<u>49,421</u>	<u>0</u>
		Total Full Time Salary	244,680	296,948	247,527
		Other Part Time Pay	<u>15,880</u>	<u>15,880</u>	<u>15,880</u>
		Division Total	260,560	312,828	263,407
		<b>Department Total</b>	<b>5,370,387</b>	<b>5,734,597</b>	<b>5,641,830</b>
		Total Benefited Employees	75	79	77

## Probation

Division	Position #	Title	2016 Adopted	2017 Executive Recommended
1835				
	31401001	PROB DI II	92,331	91,978
	31401050	DEP PR DIR	80,597	80,288
	31401051	PROB SUPV	79,353	79,914
	31401052	PROB SUPV	78,196	78,021
	31401053	PROB SUPV	77,193	76,898
	31401060	SR PRB OFF	70,032	69,763
	31401061	SR PRB OFF	73,184	72,904
	31401100	SR PRB OFF	73,184	72,904
	31401109	SR PRB OFF	73,241	73,882
	31401110	SR PRB OFF	73,057	72,904
	31401111	PROB OFF	67,175	67,621
	31401112	SR PRB OFF	74,166	73,882
	31401113	PROB OFF	64,791	64,542
	31401114	PROB OFF	62,824	63,395
	31401115	PROB OFF	68,343	68,598
	31401116	PROB OFF	61,878	62,724
	31401117	PROB OFF	66,565	66,310
	31401118	PROB OFF	64,791	64,542
	31401119	PROB OFF	58,855	59,732
	31401120	PROB OFF	68,862	68,598
	31401121	PROB OFF	64,791	64,542
	31401122	PROB OFF	66,565	66,310
	31401123	PROB OFF	67,881	67,621
	31401125	PROB OFF	68,862	69,535
	31401126	PROB OFF	65,709	66,015
	31401127	PROB OFF	64,791	64,542
	31401128	PROB OFF	69,844	69,576
	31401133	PROB OFF	67,881	67,621
	31401134	PROB OFF	69,844	69,576
	31401135	PROB OFF	59,031	59,895
	31401140	PRB CL SUP	84,919	84,676
	31401150	SR PRB AST	59,404	59,176
	31401152	PROB OFF	59,299	60,140
	31401153	PROB AST	51,179	51,334
	31401154	PROB OFF	64,791	64,542
	31401155	PROB OFF	64,263	64,542
	31401200	PROB OFF	65,386	65,458
	31401205	PROB OFF	64,791	64,542
	31401210	PROB AST	42,063	42,224
	31401251	ADM AST/T	58,392	58,198
	31401400	SR DB C/T	41,084	41,600
	31401499	ACC CLK/T	40,285	40,131
	31401505	TRANS TYP	<u>39,881</u>	<u>39,728</u>
		Total Full Time Salary	2,829,550	2,830,927
		Other Part Time Pay	<u>161,766</u>	<u>161,150</u>
		Division Total	2,991,316	2,992,077



A3140

## Probation

Division	Position #	Title	2016 Adopted	2017 Executive Recommended
1836				
	31401129	CR VC COUN	53,346	54,650
	31401130	CR VC COUN	58,513	59,209
	31401131	SR CV COUN	71,397	71,926
	31401132	CR VC COUN	64,874	64,626
	31401508	CR VC COUN	<u>59,901</u>	<u>0</u>
		Total Full Time Salary	<u>308,030</u>	<u>250,411</u>
		Division Total	308,030	250,411
1837				
	31401137	PROB OFF	0	56,181
	31401508	CR VC COUN	0	60,570
		Total Full Time Salary	<u>0</u>	<u>116,750</u>
		Division Total	0	116,750
1839				
	31401065	SR PRB OFF	73,184	72,904
	31401255	ADM AIDE/T	<u>55,958</u>	<u>55,910</u>
		Total Full Time Salary	129,143	128,814
		Other Part Time Pay	<u>17,984</u>	<u>17,915</u>
		Division Total	147,127	146,729
1840				
	31401506	PROB AST	<u>50,216</u>	<u>50,024</u>
		Total Full Time Salary	<u>50,216</u>	<u>50,024</u>
		Division Total	50,216	50,024
		<b>Department Total</b>	<b>3,496,689</b>	<b>3,555,991</b>
		Total Benefited Employees	51	51

Division	Position #	Title	2016 Adopted	2017 Department Request	2017 Executive Recommended
1855					
	31501101	WARDEN	82,643	82,634	82,634
	31501106	CORR LT	76,609	79,501	79,501
	31501150	CORR LT	77,277	79,976	79,976
	31501151	WARDEN	84,035	83,325	83,325
	31501201	CORR SGT	68,939	71,656	71,656
	31501203	CORR CPL	58,360	61,984	61,984
	31501204	CORR LT	76,609	79,290	79,290
	31501206	CORR LT	76,634	79,976	79,976
	31501300	CORR SGT	70,011	72,322	72,322
	31501301	CORR SUPT	87,216	86,882	86,882
	31501303	CORR LT	77,277	79,976	79,976
	31501304	CORR SGT	70,011	72,322	72,322
	31501305	CORR CPL	63,872	66,042	66,042
	31501306	CORR SGT	65,773	69,160	69,160
	31501307	CORR SGT	66,900	69,187	69,187
	31501309	CORR OFF	59,529	61,547	61,547
	31501312	STOCK CLK	39,317	46,530	46,530
	31501400	CORR OFF S	59,529	61,883	61,883
	31501401	CORR OFF	63,141	65,208	65,208
	31501402	CORR OFF	49,521	53,594	53,594
	31501403	CORR CPL	45,518	66,019	66,019
	31501404	CORR OFF	60,941	63,877	63,877
	31501405	CORR OFF	52,471	54,815	54,815
	31501406	CORR OFF	59,529	62,354	62,354
	31501407	CORR OFF	59,577	62,712	62,712
	31501408	CORR OFF	56,787	59,322	59,322
	31501409	CORR OFF	59,722	62,712	62,712
	31501410	CORR OFF	59,529	62,340	62,340
	31501411	CORR SGT	68,716	71,011	71,011
	31501412	CORR OFF	55,856	59,322	59,322
	31501413	CORR OFF	59,551	62,712	62,712
	31501415	CORR OFF	59,529	61,547	61,547
	31501416	CORR OFF	52,471	54,371	54,371
	31501417	CORR OFF	49,992	54,145	54,145
	31501418	CORR OFF	47,444	51,286	51,286
	31501419	CORR OFF	41,906	43,430	43,430
	31501445	CORR CPL	63,872	66,019	66,019
	31501453	CORR OFF	57,336	59,322	59,322
	31501456	CORR OFF	60,677	63,052	63,052
	31501460	CORR OFF	56,787	59,322	59,322
	31501461	CORR OFF	60,677	62,712	62,712
	31501464	CORR OFF	59,529	62,658	62,658
	31501465	CORR OFF	60,677	63,720	63,720
	31501466	CORR OFF	63,721	65,874	65,874
	31501467	CORR OFF	46,581	43,430	43,430
	31501468	CORR OFF	60,677	63,250	63,250

Division	Position #	Title	2016 Adopted	2017 Department Request	2017 Executive Recommended
1855					
	31501469	CORR SGT	65,751	67,995	67,995
	31501470	CORR OFF	62,261	64,563	64,563
	31501472	CORR OFF	43,909	47,558	47,558
	31501473	CORR OFF	45,659	49,418	49,418
	31501474	CORR OFF	52,471	55,797	55,797
	31501475	CORR OFF	52,253	54,371	54,371
	31501476	CORR OFF	52,471	54,371	54,371
	31501478	CORR OFF	59,529	61,547	61,547
	31501480	CORR OFF	50,222	54,371	54,371
	31501481	CORR OFF	54,711	57,117	57,117
	31501482	CORR OFF	63,141	65,208	65,208
	31501483	CORR OFF	55,165	57,117	57,117
	31501484	CORR CPL	58,360	60,424	60,424
	31501486	CORR LT	75,231	78,170	78,170
	31501489	CORR OFF	52,332	54,371	54,371
	31501490	CORR OFF	49,858	53,982	53,982
	31501491	CORR OFF	44,704	48,381	48,381
	31501494	CORR OFF	62,494	64,700	64,700
	31501495	CORR OFF	59,529	61,547	61,547
	31501496	CORR OFF	63,788	65,874	65,874
	31501501	CORR OFF	50,031	54,181	54,181
	31501502	CORR CPL	58,360	61,866	61,866
	31501503	CORR OFF	59,529	61,547	61,547
	31501505	CORR OFF	63,788	44,931	44,931
	31501506	CORR OFF	59,529	61,682	61,682
	31501601	CORR OFF	43,909	47,558	47,558
	31501603	CORR OFF	43,687	47,362	47,362
	31501604	CORR OFF	52,471	54,741	54,741
	31501605	CORR OFF	50,579	54,371	54,371
	31501606	CORR OFF	57,336	59,322	59,322
	31501607	CORR OFF S	55,165	57,117	57,117
	31501608	CORR OFF	46,581	50,389	50,389
	31501609	CORR OFF	59,436	61,547	61,547
	31501610	CORR OFF	52,936	57,117	57,117
	31501612	CORR OFF	55,165	58,558	58,558
	31501613	CORR OFF	45,659	49,418	49,418
	31501614	CORR OFF	58,571	61,547	61,547
	31501615	CORR OFF	63,607	65,874	65,874
	31501616	CORR OFF	62,102	64,563	64,563
	31501617	CORR OFF	63,141	65,208	65,208
	31501618	CORR OFF	43,404	47,111	47,111
	31501619	CORR OFF	59,529	61,744	61,744
	31501620	CORR OFF	61,667	63,877	63,877
	31501621	CORR OFF	63,592	65,874	65,874
	31501622	CORR OFF	53,576	57,117	57,117
	31501623	CORR OFF	59,529	62,667	62,667

Division	Position #	Title	2016 Adopted	2017 Department Request	2017 Executive Recommended
1855					
	31501624	CORR OFF	59,529	61,547	61,547
	31501626	CORR OFF	55,165	58,686	58,686
	31501628	CORR OFF	63,141	65,208	65,208
	31501630	CORR OFF	59,744	62,712	62,712
	31501632	CORR OFF	59,590	62,712	62,712
	31501634	CORR CPL	60,531	62,629	62,629
	31501636	CORR OFF	60,990	63,877	63,877
	31501638	CORR OFF	62,682	65,208	65,208
	31501640	CORR OFF	59,529	62,031	62,031
	31501642	CORR OFF	59,529	62,313	62,313
	31501650	CORR OFF	46,581	50,389	50,389
	31501652	CORR OFF	60,677	62,896	62,896
	31501658	CORR OFF	55,165	57,117	57,117
	31501660	CORR OFF	57,336	59,322	59,322
	31501662	CORR OFF	60,528	62,712	62,712
	31501663	CORR OFF	56,787	59,322	59,322
	31501665	CORR OFF	53,937	57,117	57,117
	31501666	CORR OFF	55,165	49,491	49,491
	31501667	CORR OFF	60,677	62,712	62,712
	31501700	CORR OFF	57,336	61,342	61,342
	31501701	CORR OFF	45,892	49,663	49,663
	31501702	CORR OFF	60,677	62,712	62,712
	31501703	CORR CPL	62,724	65,616	65,616
	31501704	CORR OFF	60,677	63,819	63,819
	31501705	CORR OFF	60,677	62,712	62,712
	31501706	CORR OFF	60,677	62,739	62,739
	31501707	CORR OFF	60,677	62,712	62,712
	31501708	CORR OFF	48,384	52,292	52,292
	31501709	CORR OFF	58,655	61,547	61,547
	31501710	CORR OFF	61,095	63,877	63,877
	31501711	CORR OFF	58,857	61,547	61,547
	31501852	JAIL COOK	41,094	43,181	43,181
	31501948	CORR OFF	0	43,430	0
	31501951	RECORD CLK	43,313	45,989	45,989
	31501952	CORR SGT	66,900	69,160	69,160
	31501953	CORR CPL	64,083	67,184	67,184
	31501954	CORR CPL	60,624	64,854	64,854
	31501955	CORR CPL	66,336	68,583	68,583
	31501956	CORR OFF	54,071	57,117	57,117
	31501957	CORR OFF	55,165	57,117	57,117
	31501958	CORR OFF	56,787	59,322	59,322
	31501959	CORR OFF	57,336	45,198	45,198
	31501960	CORR OFF	57,336	60,186	60,186
	31501961	CORR OFF	52,471	54,551	54,551
	31501962	CORR OFF	59,529	61,749	61,749
	31501963	CORR OFF	48,400	52,301	52,301

Division	Position #	Title	2016 Adopted	2017 Department Request	2017 Executive Recommended
1855					
	31501964	CORR OFF	57,336	59,322	59,322
	31501965	CORR OFF	52,471	56,557	56,557
	31501966	CORR OFF	51,765	54,371	54,371
	31501967	CORR OFF	52,471	55,733	55,733
	31501968	CORR OFF	58,714	61,547	61,547
	31501969	CORR OFF	57,336	59,322	59,322
	31501970	CORR OFF	47,796	51,654	51,654
	31501971	CORR OFF	57,336	59,322	59,322
	31501972	CORR OFF	52,523	57,117	57,117
	31501973	CORR OFF	45,772	49,540	49,540
	31501974	CORR OFF	57,336	59,322	59,322
	31501975	CORR OFF	48,377	52,274	52,274
	31501976	CORR OFF	57,336	60,820	60,820
	31501977	CORR OFF	55,165	57,668	57,668
	31501978	CORR OFF	55,165	57,134	57,134
	31501979	CORR OFF	55,165	57,117	57,117
	31501980	CORR OFF	53,349	57,117	57,117
	31501981	CORR OFF	55,165	57,117	57,117
	31501982	CORR OFF	52,575	57,117	57,117
	31501983	CORR OFF	54,742	57,117	57,117
	31501984	CORR OFF	52,471	54,371	54,371
	31501985	CORR OFF	50,588	54,371	54,371
	31501986	CORR OFF	<u>45,659</u>	<u>49,418</u>	<u>49,418</u>
		Total Full Time Salary	9,233,678	9,682,705	9,639,019
		Other Part Time Pay	<u>260,000</u>	<u>313,092</u>	<u>263,092</u>
		Division Total	<u>9,493,678</u>	<u>9,995,797</u>	<u>9,902,111</u>
		<b>Department Total</b>	<b>9,493,678</b>	<b>9,995,797</b>	<b>9,902,111</b>
		Total Benefited Employees	160	161	160

A3155

## Rehabilitation Services

Division	Position #	Title	2016 Adopted	2017 Executive Recommended
1881				
	31551220	AS CRW SUP	30,132	30,947
	31551950	AS CRW SUP	34,731	35,164
	31551953	AS CRW SUP	<u>34,912</u>	<u>35,599</u>
		Total Full Time Salary	99,776	101,710
		Division Total	<u>99,776</u>	<u>101,710</u>
		<b>Department Total</b>	<b>99,776</b>	<b>101,710</b>
		Total Benefited Employees	3	3

A3410

Fire Coordinator

---

Division	Position #	Title	2016 Adopted	2017 Executive Recommended
1940				
		Other Part Time Pay	<u>45,111</u>	<u>45,111</u>
		Division Total	<u>45,111</u>	<u>45,111</u>
		<b>Department Total</b>	<b>45,111</b>	<b>45,111</b>
		Total Benefited Employees	0	0

A3411

Arson Task Force

Division	Position #	Title	2016 Adopted	2017 Executive Recommended
1950				
		Other Stipend Pay	<u>26,750</u>	<u>26,750</u>
		Division Total	<u>26,750</u>	<u>26,750</u>
		<b>Department Total</b>	<b>26,750</b>	<b>26,750</b>
		Total Benefited Employees	0	0



A3620

## Safety

Division	Position #	Title	2016 Adopted	2017 Executive Recommended
1965				
	36201001	SAFETY OFF	71,710	71,435
	36201004	DEP SAF OF	54,755	45,646
	36201022	BLD EX/S I	46,829	47,375
	36201035	ADM AIDE/T	<u>41,382</u>	<u>41,693</u>
		Total Full Time Salary	214,676	206,149
		Division Total	<u>214,676</u>	<u>206,149</u>
		<b>Department Total</b>	<b>214,676</b>	<b>206,149</b>
		Total Benefited Employees	4	4

## URGENT

Division	Position #	Title	2016 Adopted	2017 Department Request	2017 Executive Recommended
1909					
	39891010	DEP SHER	73,435	74,526	74,526
	39891295	DS DET LT	104,233	105,759	105,759
	39891414	CORR OFF	59,529	61,659	61,659
	39891430	DS DET SGT	<u>80,534</u>	<u>82,394</u>	<u>82,394</u>
		Total Full Time Salary	317,731	324,338	324,338
		Other Part Time Pay	<u>15,880</u>	<u>40,612</u>	<u>40,612</u>
		Division Total	<u>333,611</u>	<u>364,950</u>	<u>364,950</u>
		<b>Department Total</b>	<b>333,611</b>	<b>364,950</b>	<b>364,950</b>
		Total Benefited Employees	4	4	4

## Department of Health

Division	Position #	Title	2016 Adopted	2017 Executive Recommended
2200				
	40101010	COMM HLTH	159,205	158,595
	40101020	SEC COM HL	69,278	69,285
	40101021	JR ACCT	50,992	50,796
	40101036	ACCOUNTANT*	48,593	48,840
	40101108	DEP DIR ADM*	77,000	76,705
	40101112	EVAL ANALY II*	56,078	55,864
	40101150	MED BIL CD	68,862	68,598
	40101314	FISCAL MGR	71,262	71,362
	40101740	SR AC/T	42,441	42,521
	40101860	SR AC/T	33,489	33,361
	40101861	RECEPT	<u>34,053</u>	<u>34,762</u>
		Total Full Time Salary	<u>711,253</u>	<u>710,689</u>
		Division Total	711,253	710,689
2201				
	40101100	DIR PS	89,834	89,489
	40101105	PR TR TYP	46,808	46,628
	40101120	AST DIR PS	80,187	79,880
	40101122	SUPV PHN	66,733	66,941
	40101123	SUPV PHN	70,522	70,252
	40101201	PH NURSE	56,692	56,475
	40101202	PH NURSE	65,456	65,458
	40101205	PH NURSE	57,624	57,403
	40101212	PH NURSE	54,124	54,870
	40101216	PH NURSE	56,234	56,475
	40101219	PH NURSE	55,687	56,421
	40101241	PH NURSE	61,113	60,879
	40101313	RN HEALTH	56,765	47,320
	40101316	RN HEALTH	51,603	51,997
	40101749	SR TYPIST	34,999	0
	40101807	SR TYPIST	38,135	38,548
	40101858	SR TYPIST	<u>37,626</u>	<u>37,747</u>
		Total Full Time Salary	980,142	936,782
		Division Total	980,142	936,782
2203				
		Other Part Time Pay	<u>3,767</u>	<u>3,767</u>
		Division Total	3,767	3,767

## Department of Health

Division	Position #	Title	2016 Adopted	2017 Executive Recommended
2204				
	40101220	PH ED CD	61,278	61,760
	40101221	DIR CH REL	66,691	66,435
	40101751	SR TYPIST	0	41,296
	40101851	TYPIST	<u>26,893</u>	<u>26,790</u>
		Total Full Time Salary	<u>154,862</u>	<u>196,282</u>
		Division Total	154,862	196,282
2207				
	40101015	SR PH ENG	0	56,475
	40101058	PH ED CD	<u>57,515</u>	<u>58,258</u>
		Total Full Time Salary	<u>57,515</u>	<u>114,733</u>
		Other Part Time Pay	<u>5,268</u>	<u>5,268</u>
		Division Total	62,783	120,001
2208				
		Other Part Time Pay	<u>24,927</u>	<u>24,831</u>
		Division Total	24,927	24,831
2212				
	40101652	COORD PHCP	<u>45,380</u>	<u>45,773</u>
		Total Full Time Salary	<u>45,380</u>	<u>45,773</u>
		Division Total	45,380	45,773
2214				
	40101017	PH TECH	39,699	40,510
	40101019	AST PH ENG	73,500	73,219
	40101023	SR PH SAN	<u>61,278</u>	<u>61,186</u>
		Total Full Time Salary	<u>174,477</u>	<u>174,915</u>
		Division Total	174,477	174,915
2215				
	40101013	DIR ENV SV	98,679	98,301
	40101015	SR PH ENG	78,123	0
	40101018	AST PH ENG	73,177	73,219
	40101047	ENV HL MGR	70,307	70,252
	40101048	PH SAN	57,496	57,275
	40101049	SR PH SAN	60,474	60,609
	40101053	SR PH SAN	72,532	73,136
	40101054	SR PH SAN	63,178	63,571
	40101055	PH SAN	57,496	57,419
	40101056	ENV HL MGR	57,740	58,022
	40101057	SR PH SAN	61,278	61,732
	40101059	PH SAN	57,496	57,275

A4010

## Department of Health

Division	Position #	Title	2016 Adopted	2017 Executive Recommended
2215				
	40101071	PH SAN	50,526	51,533
	40101076	ENV HL MGR	73,225	73,255
	40101749	SR TYPIST	41,455	35,848
	40101859	DB CLK/TYP	34,293	34,161
	40101863	DB C/T	<u>33,604</u>	<u>34,161</u>
		Total Full Time Salary	1,041,074	959,769
		Other Part Time Pay	<u>47,412</u>	<u>47,412</u>
		Division Total	1,088,486	1,007,181
2218				
		Other Part Time Pay	<u>5,058</u>	<u>5,039</u>
		Division Total	5,058	5,039
2220				
	40101119	SUPV PHN	71,527	71,253
	40101318	PH ED CD	<u>59,424</u>	<u>59,241</u>
		Total Full Time Salary	<u>130,951</u>	<u>130,494</u>
		Division Total	<u>130,951</u>	<u>130,494</u>
		<b>Department Total</b>	<b>3,382,086</b>	<b>3,355,754</b>
		Total Benefited Employees	55	55

\* Split with Mental Health Administration (A4310)

## WIC Program

Division	Position #	Title	2016 Adopted	2017 Executive Recommended
2250				
	40821003	ADM AIDE	42,063	42,224
	40821004	CLERK	35,846	35,708
	40821005	CLERK	38,714	38,566
	40821006	CLERK	38,201	38,566
	40821007	CLERK	31,965	32,738
	40821010	SR WIC PROG NUTR	47,528	45,646
	40821011	RN HEALTH	52,648	52,998
	40821012	RN HEALTH	56,765	56,547
	40821014	PH NURSE	53,202	53,134
	40821015	WIC PRG CD	<u>64,036</u>	<u>54,078</u>
		Total Full Time Salary	460,969	450,205
		Other Part Time Pay	<u>15,368</u>	<u>15,308</u>
		Division Total	<u>476,337</u>	<u>465,513</u>
		<b>Department Total</b>	<b>476,337</b>	<b>465,513</b>
		Total Benefited Employees	10	10

A4310

## Mental Health Administration

Division	Position #	Title	2016 Adopted	2017 Executive Recommended
2290				
	43101001	DEP COMM MH	102,667	102,274
	43101002	DEP DIR AD*	25,667	25,568
	43101003	STD CM CD	88,072	87,734
	43101005	EVL ANL II*	18,693	18,621
	43101014	ADM AST	54,351	46,010
	43101018	MH SS CS	73,254	73,219
	43101020	ADM AST/T	57,441	57,221
	43101036	ACCOUNTANT*	16,198	16,280
	43101055	FISCAL OFF	57,496	57,275
	43101059	MHS PRG SU	94,879	94,515
	43101062	LGU PRG SU	79,073	78,770
	43101065	MH SPEC CLIN SUPV	77,556	65,975
	43101300	MH SS AS	76,740	76,768
	43101304	PR ACC CLK	37,693	38,578
	43101410	CASE MANAGER	<u>57,624</u>	<u>57,403</u>
		Total Full Time Salary	917,402	896,211
		Division Total	<u>917,402</u>	<u>896,211</u>
		<b>Department Total</b>	<b>917,402</b>	<b>896,211</b>
		Total Benefited Employees	12	12

\* Split with Public Health (A4010)

## Mental Health Programs

Division	Position #	Title	2016 Adopted	2017 Executive Recommended
2299				
	43201001	MHS CL SUP	76,609	76,768
	43201007	MHS UNT LD	91,538	91,187
	43201008	MHS CL SUP	74,021	74,019
	43201013	MH SPEC	65,425	65,346
	43201090	MH SPEC	65,425	65,900
	43201094	MH SPEC	65,425	65,174
	43201303	MH SPEC	66,174	65,920
	43201334	MH SPEC	64,621	64,373
	43201350	MH SPEC	65,425	65,174
	43201380	MH SPEC	60,461	0
	43201440	SR MH NRSE	56,692	56,475
	43201901	PSYCH NP	99,885	0
	43201904	SUPV PSYCH	226,005	225,139
	43201908	STF PSYCH*	137,878	112,098
	43201909	STF PSYCH	<u>69,555</u>	<u>69,409</u>
		Total Full Time Salary	1,285,139	1,096,982
		Division Total	1,285,139	1,096,982
2300				
	43201018	MHS UNT LD	<u>94,816</u>	<u>70,907</u>
		Total Full Time Salary	<u>94,816</u>	<u>70,907</u>
		Division Total	94,816	70,907
2304				
	43201061	PSYCH III*	<u>56,057</u>	<u>56,399</u>
		Total Full Time Salary	56,057	56,399
		Other Part Time Pay	<u>0</u>	<u>0</u>
		Division Total	<u>56,057</u>	<u>56,399</u>
		<b>Department Total</b>	<b>1,436,012</b>	<b>1,224,288</b>
		Total Benefited Employees	17	15

\* Split with DSS (A6010)



Division	Position #	Title	2016 Adopted	2017 Executive Recommended
5901				
	56301002	DIR PUB TR	77,611	77,314
	56301035	BUS DRIVER	44,570	44,658
	56301101	BUS DRIVER	46,502	46,426
	56301102	BUS DRIVER	42,335	43,142
	56301103	BUS DRIVER	44,829	44,658
	56301104	BUS DRIVER	44,829	44,658
	56301105	BUS DRIVER	47,743	38,372
	56301106	AUT MEC II	49,360	49,171
	56301130	BUS DRIVER	46,604	46,426
	56301151	DEP DIR PT	62,494	62,254
	56301155	BUS DRIVER	43,607	43,514
	56301160	BUS DRIVER	43,681	0
	56301161	BUS DRIVER	42,819	43,491
	56301162	BUS DRIVER	44,746	44,658
	56301163	BUS DRIVER	46,604	0
	56301164	BUS DRIVER	44,829	44,658
	56301165	BUS DRIVER	43,227	43,514
	56301166	BUS DRIV/D	37,903	39,090
	56301167	BUS DRIV/D	45,748	45,573
	56301168	BUS DRIVER	45,748	45,573
	56301169	BUS DRIVER	45,748	45,573
	56301170	BUS DISP	46,604	38,113
	56301171	BUS DISP	45,748	45,573
	56301172	BUS DRIV/D	0	46,426
	56301180	LD AUT MEC	58,422	58,631
	56301181	AUT MEC II	47,918	48,256
	56301185	AUT MEC II	39,964	42,004
	56301186	SR BS DISP	49,360	0
	56301187	ADM AIDE/T	49,360	49,171
	56301188	ACC CLK/T	39,488	40,325
	56301189	PT DISP TR	49,360	49,171
	56301190	PT COORD	60,477	60,570
	56301192	BUS DRIVER	44,829	45,288
	56301193	BUS DRIVER	44,829	45,524
	56301195	PT GRT/PRC	61,721	61,485
	56301196	TR CRD AST	47,478	48,256
	56301197	BUS DRIVER	38,585	0
	56301198	AUT MEC II	40,641	42,116
	56301199	LD AUT MEC	48,035	48,949
	56301200	PT M&S CRD	59,310	59,426
	56301202	BUS DISP	38,893	39,838
	56301203	BUS DRIVER	43,681	44,200
	56301204	BUS DRIVER	44,504	44,658
	56301205	BUS DRIVER	43,681	0
	56301206	BUS DRIVER	43,681	0
	56301207	BUS DRIVER	44,460	44,658

Division	Position #	Title	2016 Adopted	2017 Executive Recommended
5901				
	56301311	BUS DRIVER	38,515	37,384
	56301312	BUS DRIVER	36,415	0
	56301313	BUS DRIVER	<u>36,415</u>	<u>0</u>
		Total Full Time Salary	2,233,915	1,932,745
		Other Part Time Pay	<u>299,852</u>	<u>240,000</u>
		Division Total	2,533,767	2,172,745
5903				
	56301160	BUS DRIVER	0	44,248
	56301186	SR BS DISP	0	49,414
	56301197	BUS DRIVER	0	38,195
	56301205	BUS DRIVER	0	38,548
	56301206	BUS DRIVER	0	44,468
	56301312	BUS DRIVER	0	47,736
	56301313	BUS DRIVER	<u>0</u>	<u>38,496</u>
		Total Full Time Salary	0	301,105
		Other Part Time Pay	<u>0</u>	<u>106,314</u>
		Division Total	0	407,419
5904				
	56301163	BUS DRIVER	0	45,573
	56301172	BUS DRIV/D	45,093	0
	56301310	BUS DRIVER	<u>39,629</u>	<u>40,526</u>
		Total Full Time Salary	84,722	86,098
		Other Part Time Pay	<u>35,438</u>	<u>16,315</u>
		Division Total	<u>84,722</u>	<u>102,413</u>
		<b>Department Total</b>	<b>2,618,489</b>	<b>2,275,158</b>
		Total Benefited Employees	50	50

A5650

Off Street Parking

---

Division	Position #	Title	2016 Adopted	2017 Executive Recommended
5930				
		Other Part Time Pay	<u>38,695</u>	<u>38,695</u>
		Division Total	<u>38,695</u>	<u>38,695</u>
		<b>Department Total</b>	<b>38,695</b>	<b>38,695</b>
		Total Benefited Employees	0	0

Division	Position #	Title	2016 Adopted	2017 Executive Recommended
2600				
	60101001	COMM SS	107,939	107,526
	60101020	DEP COM AD	84,517	84,193
	60101034	HD ACC CLK	50,188	49,995
	60101054	DIR FIN	74,709	74,422
	60101210	RU ADMIN	0	58,022
	60101211	RESRCE AST	0	0
	60101273	SS ADM AST	53,860	45,646
	60101274	SEC COM SS	62,867	62,676
	60101278	FISCAL MGR	62,363	62,982
	60101308	SR AC CLK	0	33,901
	60101310	SR AC CLK	45,310	45,136
	60101356	ACC CLERK	0	0
	60101366	SR AC CLK	0	40,806
	60101392	JR ACCT	47,752	48,486
	60101518	DB CLK/TYP	0	26,790
	60101531	SR MGT ANL	76,496	76,203
	60101600	NET AST	58,245	60,242
	60101663	CDE ANL	54,609	54,400
	60101802	ACCOUNTANT	55,630	55,474
	60101960	ACC CLERK	38,349	37,068
	60101985	ACCOUNTANT	49,347	49,158
	60101986	ACCOUNTANT	<u>51,055</u>	<u>55,034</u>
		Total Full Time Salary	<u>973,235</u>	<u>1,128,160</u>
		Division Total	973,235	1,128,160
2602				
	60101155	COORD CSE	64,895	64,646
	60101175	PR CLD SP	54,755	54,545
	60101225	FAM CT SUP	59,619	60,024
	60101960	ACC CLERK	<u>0</u>	<u>38,202</u>
		Total Full Time Salary	<u>179,270</u>	<u>217,417</u>
		Division Total	179,270	217,417
2603				
	60101307	PR CLD SP	54,006	53,799
	60101361	SR AC CLK	<u>40,700</u>	<u>44,572</u>
		Total Full Time Salary	<u>94,706</u>	<u>98,371</u>
		Division Total	94,706	98,371
2604				
	60101081	SR CLD SP	47,557	47,664
	60101166	CLD SUP SP	34,969	34,835
	60101171	CLD SS SS	40,118	40,833
	60101173	CLD SUP SP	42,386	42,224
	60101174	CLD SUP SP	42,386	42,224
	60101224	RECEPT	<u>34,896</u>	<u>35,313</u>
		Total Full Time Salary	<u>242,312</u>	<u>243,093</u>
		Division Total	242,312	243,093

Division	Position #	Title	2016 Adopted	2017 Executive Recommended
2605				
	60101165	CLD SUP SP	43,276	43,771
	60101167	CLD SUP SP	42,386	42,806
	60101168	CLD SUP SP	40,024	34,835
	60101169	CLD SUP SP	41,382	41,712
	60101170	SR CLD SP	48,361	48,175
	60101172	CLD SUP SP	42,386	42,637
	60101216	CLD SUP SP	43,107	43,025
	60101535	DB CLK/TYP	<u>35,846</u>	<u>35,708</u>
		Total Full Time Salary	<u>336,768</u>	<u>332,669</u>
		Division Total	336,768	332,669
2607				
	60101039	SWE	46,808	46,628
	60101061	ACC CLERK	38,349	39,000
	60101074	SWE	42,159	42,224
	60101075	PR SWE	57,624	57,403
	60101079	SR SWE	48,361	48,175
	60101092	SR SWE	51,978	51,779
	60101102	SWE	41,382	41,847
	60101105	SWE	39,531	40,360
	60101107	SWE	46,808	46,628
	60101108	SWE	45,090	45,454
	60101111	SWE	39,475	40,307
	60101112	SWE	43,477	43,771
	60101146	SWE	44,539	44,918
	60101152	ACC CLERK	37,600	37,456
	60101198	SWE	43,190	43,025
	60101204	SWE	43,190	43,025
	60101411	DB CLK/TYP	26,893	0
	60101510	ACC CLK/T	36,796	36,655
	60101511	DB CLK/TYP	0	35,708
	60101519	SR TYPIST	41,915	42,151
	60101524	RECEPT	<u>35,700</u>	<u>35,563</u>
		Total Full Time Salary	<u>850,865</u>	<u>862,076</u>
		Division Total	850,865	862,076
2609				
	60101032	DIR SS PRG	64,383	64,137
	60101035	MGD CR SP	54,609	54,400
	60101045	SWE	34,969	0
	60101063	PR SWE	45,821	56,547
	60101072	PR SWE	57,374	57,403
	60101076	SWE	42,217	42,224
	60101077	PR SWE	57,624	0
	60101083	SR SWE	47,557	48,018
	60101086	SR SWE	51,978	51,779
	60101088	SR SWE	50,336	0
	60101094	SR SWE	50,261	50,193
	60101096	SR SWE	40,176	40,022
	60101100	SWE	42,386	42,224

Division	Position #	Title	2016 Adopted	2017 Executive Recommended
2609				
	60101103	SWE	42,386	42,224
	60101106	SWE	42,491	43,025
	60101110	SWE	34,969	0
	60101117	SWE	42,063	42,224
	60101119	SWE	34,969	0
	60101124	SWE	42,738	43,025
	60101131	SWE	34,969	0
	60101135	SWE	39,982	40,729
	60101144	SWE	34,969	34,835
	60101145	SWE	43,362	34,835
	60101148	SWE	42,999	43,025
	60101150	SWE	40,629	41,220
	60101156	SWE	42,386	42,899
	60101182	SWE	34,969	34,835
	60101185	SW SPEC	49,165	48,976
	60101187	SW SPEC	45,547	46,061
	60101203	SR AC CLK	41,692	41,791
	60101309	PHOTO ATND	33,909	33,779
	60101345	ACC CLERK	34,691	0
	60101365	DB CLK/TYP	26,893	0
	60101501	DB CLK/TYP	34,293	34,633
	60101508	CLERK	37,171	37,710
	60101511	DB CLK/TYP	35,829	0
	60101518	DB CLK/TYP	26,893	0
	60101525	RECEPT	34,896	34,762
	60101530	TYPIST	36,997	0
	60101537	DB CLK/TYP	26,893	0
	60101686	IT SUPV	46,808	34,835
	60101931	DB CLK/TYP	26,893	26,790
	60101952	SWE	43,190	34,835
	60101954	HD SWE	61,113	60,879
	60101967	SR DB/CT	33,709	34,394
	60101970	ACC CLERK	35,933	0
	60101976	SWE	42,275	<u>42,224</u>
		Total Full Time Salary	<u>1,948,362</u>	<u>1,461,492</u>
		Division Total	1,948,362	1,461,492
2610				
	60101240	MED WKR	<u>62,027</u>	<u>61,789</u>
		Total Full Time Salary	<u>62,027</u>	<u>61,789</u>
2610				
		Division Total	62,027	61,789
2611				
	60101059	ACC CLERK	38,349	38,202
	60101062	SR HEAP AI	41,609	41,532
	60101071	PR SWE	57,624	57,403
	60101099	SWE	41,659	42,224
	60101188	SW SPEC	44,940	45,373

Division	Position #	Title	2016 Adopted	2017 Executive Recommended
2611				
	60101410	DB CLK/TYP	34,293	34,405
	60102000	SWE	<u>40,024</u>	<u>40,761</u>
		Total Full Time Salary	<u>298,497</u>	<u>299,899</u>
		Division Total	298,497	299,899
2612				
	60101067	EI SPEC	51,523	51,542
	60101068	EI SPEC	50,992	51,313
	60101069	EI COORD	57,496	57,275
	60101071	HS ASST	51,978	43,025
	60101270	ADM AST	47,447	51,779
	60101301	PR ACC CLK	36,796	47,265
	60101352	ACC CLERK	40,888	37,299
	60101358	SR AC CLK	37,600	40,732
	60101359	ACC CLERK	40,888	37,456
	60101363	SR AC CLK	0	40,732
	60101680	SR AC/T	41,692	41,532
	60101884	RECEPT/T	35,185	35,563
	60101913	EI SPEC	49,499	49,995
	60101917	PRE SCH PR	52,180	0
	60101918	PRE SCH PR	54,006	54,459
	60101956	EI SPEC	50,018	49,995
	60101968	SR CLERK	35,092	35,943
2612				
	60101969	ACCOUNTANT	56,692	56,475
	60101987	DIR PR/EI	<u>64,383</u>	<u>64,137</u>
		Total Full Time Salary	<u>854,355</u>	<u>846,517</u>
		Division Total	854,355	846,517
2614				
	60101038	TRANS TYP	34,896	35,344
	60101051	DEP COM SV	84,517	84,193
	60101052	CASE SUP B	64,036	63,791
	60101053	AST DIR SS	73,537	73,255
	60101056	CASE SUP B	64,895	64,646
	60101057	CASE SUP B	64,895	64,646
	60101058	SR CSWKR	57,496	57,304
	60101091	ADM AST	50,261	50,068
	60101114	SR SWE	49,110	49,830
	60101141	CASE AIDE	39,780	40,440
	60101218	SR SS INV	0	58,022
	60101362	CASE AIDE	37,892	37,747
	60101407	TYPIST	36,997	36,855
	60101451	SR TYPIST	39,445	39,294
	60101506	SR CLERK	38,696	38,720
	60101530	SR CASEWORKER	0	49,158
	60101537	DB CLK/TYP	0	26,790
	60101649	CMM SV AID	35,761	35,672
	60101650	CMM SV AID	33,105	32,978

Division	Position #	Title	2016 Adopted	2017 Executive Recommended
2614				
	60101651	CMM SV AID	30,040	30,936
	60101653	CASEWORKER	50,779	47,460
	60101655	SR HS AIDE	25,706	29,284
	60101657	CMM SV AID	31,209	31,863
	60101685	CASE AIDE	38,825	39,294
	60101702	SR CSWKR	57,496	57,275
	60101703	SR CSWKR	58,245	58,026
	60101705	SR CSWKR	49,347	54,990
	60101706	SR CSWKR	61,113	60,879
	60101707	SR CSWKR	59,396	59,168
	60101709	SR CSWKR	60,254	60,024
	60101750	CASEWORKER	56,765	56,547
	60101800	CASEWORKER	54,006	54,072
	60101801	CASEWORKER	46,903	47,951
	60101803	CASEWORKER	57,624	57,403
	60101807	CASEWORKER	50,358	51,157
	60101815	CASEWORKER	47,013	45,646
	60101816	CASEWORKER	53,202	52,998
	60101819	CASEWORKER	45,821	48,212
	60101820	CASEWORKER	50,878	51,564
	60101821	CASEWORKER	53,202	53,519
	60101822	CASEWORKER	51,123	44,495
	60101824	CASEWORKER	54,006	53,799
	60101825	CASEWORKER	53,399	47,403
	60101826	CASEWORKER	52,821	47,204
	60101833	CASEWORKER	54,006	53,799
	60101842	CASEWORKER	54,006	53,799
	60101844	CASEWORKER	52,860	52,998
	60101848	CASEWORKER	53,202	52,998
	60101849	CASEWORKER	50,358	51,157
	60101850	CASEWORKER	53,202	52,998
	60101851	CASEWORKER	55,906	55,692
	60101853	CASEWORKER	52,197	52,852
	60101854	CASEWORKER	54,006	53,799
	60101855	CASEWORKER	56,765	56,547
	60101857	CASEWORKER	54,755	54,545
	60101861	CASEWORKER	54,307	54,545
	60101862	CASEWORKER	57,624	57,403
	60101863	CASE AIDE	37,892	37,747
	60101864	CASE AIDE	41,455	41,490
	60101865	RPN (SS)	49,317	50,149
	60101866	CASE AIDE	38,696	38,921
	60101868	CASE AIDE	30,511	32,381
	60101869	CASE AIDE	37,892	37,747
	60101885	CASE SUP B	64,036	63,791
	60101897	CASEWORKER	45,821	46,957
	60101901	CASEWORKER	55,906	56,475
	60101903	CASEWORKER	53,052	0
	60101905	CASEWORKER	53,202	52,998
	60101907	CASEWORKER	54,006	53,799
	60101909	CASEWORKER	53,202	53,457



Division	Position #	Title	2016 Adopted	2017 Executive Recommended
2614				
	60101910	CASEWORKER	55,906	56,343
	60101912	CASEWORKER	55,906	56,343
	60101916	CASEWORKER	47,000	48,008
	60101919	CASEWORKER	53,202	52,998
	60101920	CASEWORKER	52,197	52,814
	60101922	CASEWORKER	0	45,646
	60101923	CASEWORKER	52,034	51,997
	60101924	CASEWORKER	54,609	54,545
	60101925	CASEWORKER	49,153	49,969
	60101927	CASEWORKER	47,793	48,574
	60101928	CASEWORKER	54,006	54,172
	60101929	CASEWORKER	54,006	53,814
	60101958	SR CSWKR	57,596	0
	60101959	SR CSWKR	49,347	57,275
	60101972	CASEWORKER	53,202	52,998
	60101978	CASEWORKER	53,202	52,998
	60101979	CASEWORKER	50,878	51,564
	60101980	CASEWORKER	53,202	52,998
	60101981	CASEWORKER	47,585	48,378
	60101982	CASEWORKER	46,774	47,876
	60101983	CASEWORKER	45,821	47,498
	60101984	SR CSWKR	57,496	57,275
	60101990	CASEWORKER	<u>52,224</u>	<u>52,998</u>
		Total Full Time Salary	<u>4,516,173</u>	<u>4,596,055</u>
		Other Part-Time Salary	<u>22,256</u>	<u>22,171</u>
		Division Total	4,538,429	4,618,226
2615				
	60101230	SR PRB OFF	70,888	70,616
	60101231	PROB OFF	66,621	67,621
	60101235	PROB AST	46,225	46,628
	60101298	ADM AIDE/T	45,949	46,415
	60101452	CC AST	34,896	35,470
	60101691	MHS CHD SV	65,425	65,174
	60101692	MHS CLS CS	75,053	74,766
	60101693	MHS CHD SV	64,621	64,755
	60101694	MHS CHD SV	66,128	65,920
	60101696	MHS CHD SV	66,174	65,920
	60101697	STAFF PSYCH	133,248	133,035
	60101698	STAFF PSYCH*	29,527	29,500
	60101699	PSYCH III*	42,043	42,299
	60101755	CASEWORKER	47,510	48,306
	60101808	PROB OFF	62,648	63,270
	60101818	CASEWORKER	53,381	53,799
	60101845	CASEWORKER	53,202	53,196
	60101852	CASEWORKER	54,107	54,545
	60101859	CASEWORKER	50,500	51,277
	60101875	MHS CL SUP	75,053	75,008
	60101876	MHS UNT LD	82,964	82,646

Division	Position #	Title	2016 Adopted	2017 Executive Recommended
2615				
	60101881	MHS CHD SV	64,757	65,174
	60101882	MHS CHD SV	63,613	63,372
	60101883	MHS CHD SV	65,425	65,174
	60101899	CASEWORKER	54,006	53,799
	60101945	MHS CHD SV	65,425	65,605
	60101947	MHS CL SUP	75,053	74,766
	60101948	PROB OFF	67,930	68,598
	60101965	TRANS TYP	<u>31,842</u>	<u>32,681</u>
		Total Full Time Salary	<u>1,774,212</u>	<u>1,779,338</u>
		Other Part-Time Pay	<u>9,141</u>	<u>9,141</u>
		Division Total	1,783,353	1,788,479
2616				
	60101162	ACC CLK/T	37,600	37,456
	60101213	CH SS INV	61,113	64,646
	60101217	SR SS INVEST	54,755	52,998
	60101218	SR SS INVEST	45,821	52,998
	60101823	CASEWORKER	<u>54,006</u>	<u>57,275</u>
		Total Full Time Salary	<u>253,295</u>	<u>265,374</u>
		Division Total	253,295	265,374
2617				
	60101002	SWE	43,036	43,025
	60101008	PHOTO ATND	33,909	33,779
	60101033	DIR TMP AS	75,382	75,093
	60101041	RECORD TEC	52,910	52,707
	60101042	SWE	42,217	42,224
	60101070	HD SWE	61,113	60,879
	60101080	SR SWE	49,467	50,068
	60101084	SR SWE	51,119	51,302
	60101090	SR SWE	40,176	40,022
	60101093	SR SWE	51,613	51,779
	60101104	SWE	41,382	41,693
	60101109	SWE	42,386	42,837
	60101115	SWE	43,190	43,025
	60101116	SWE	43,190	43,025
	60101127	SWE	42,386	42,224
	60101129	SWE	41,736	42,224
	60101134	SWE	41,382	41,789
	60101136	SWE	42,386	42,791
	60101137	SWE	43,939	43,771
	60101140	SWE	40,062	40,790
	60101142	SWE	42,584	43,025
	60101147	RECEPT	31,824	32,662
	60101149	SW SPEC	45,935	46,119
	60101153	SWE	43,572	43,771
	60101154	SR SWE	50,531	50,924

Division	Position #	Title	2016 Adopted	2017 Executive Recommended
2617				
	60101158	SWE	42,386	0
	60101161	ACC CLERK	0	38,030
	60101164	SWE	45,090	45,115
	60101181	SWE	43,939	43,771
	60101183	SWE	42,386	42,403
	60101189	SW SPEC	47,447	47,265
	60101370	CLERK	26,893	0
	60101516	DB CLK/TYP	35,814	35,708
	60101517	RECEPT	35,700	35,922
	60101528	TYPIST	37,336	37,710
	60101690	CHM DEP SP	69,042	68,778
	60101974	SWE	43,190	43,025
	60101975	SWE	<u>42,386</u>	<u>42,868</u>
		Total Full Time Salary	<u>1,649,038</u>	<u>1,622,143</u>
		Other Part-Time Salary	<u>14,278</u>	<u>14,224</u>
		Division Total	1,663,316	1,636,367
2619				
	60101210	RU ADMIN	58,245	0
	60101211	RESRCE AST	44,277	0
	60101308	SR AC CLK	42,441	0
	60101312	ACC CLERK	29,396	0
	60101356	ACC CLERK	36,796	0
	60101940	ACC CLERK	<u>40,888</u>	<u>0</u>
		Total Full Time Salary	<u>252,043</u>	<u>0</u>
		Division Total	252,043	0
2620				
	60101406	STF DEV CO	<u>44,999</u>	<u>45,009</u>
		Total Full Time Salary	<u>44,999</u>	<u>45,009</u>
		Division Total	<u>44,999</u>	<u>45,009</u>
2621				
	60101360	SS LAN SPE	49,165	48,976
	60101684	DB CLK/TYP	<u>35,097</u>	<u>35,134</u>
		Total Full Time Salary	<u>84,261</u>	<u>84,111</u>
		Division Total	<u>84,261</u>	<u>84,111</u>
2622				
	60101357	DB CLK/TYP	38,696	38,548
	60101403	RECEPT	27,496	27,391
	60101708	SR CSWKR	59,175	59,168
2622				
	60101806	CASEWORKER	54,006	53,799
	60101903	CASEWORKER	0	52,998
	60101914	CASEWORKER	53,202	52,998
	60101922	CASEWORKER	54,755	0

A6010

## Department of Social Services

Division	Position #	Title	2016 Adopted	2017 Executive Recommended
2622	60101926	CASEWORKER	<u>53,202</u>	<u>53,177</u>
		Total Full Time Salary	<u>340,533</u>	<u>338,080</u>
		Division Total	<u>340,533</u>	<u>338,080</u>
2626	60101214	PARALEGAL	65,664	65,458
	60101248	SR SS ATTY	79,292	78,988
	60101250	SUPV SS AT	81,338	81,026
	60101251	SS ATTY	68,394	68,341
	60101252	SS ATTY	68,045	68,087
	60101253	SS ATTY	68,084	68,097
	60101254	SS ATTY	68,604	69,099
	60101275	SS ATTY	68,084	68,097
	60101279	PARLGL AST	47,557	47,911
	60101366	SR TYPIST	40,688	41,296
	60101536	DB CLK/TYP	<u>35,846</u>	<u>35,708</u>
		Total Full Time Salary	<u>691,594</u>	<u>692,107</u>
		Division Total	<u>691,594</u>	<u>692,107</u>
2634	60101133	SWE	41,382	42,212
	60101161	ACC CLERK	37,600	0
	60101180	SWE	43,190	43,025
	60101186	SR SWE	51,465	51,779
	60101962	SWE	<u>40,658</u>	<u>41,223</u>
		Total Full Time Salary	<u>214,295</u>	<u>178,239</u>
		Division Total	<u>214,295</u>	<u>178,239</u>
		<b>Department Total</b>	<b>15,706,515</b>	<b>15,197,474</b>
		Total Benefited Employees	320	304

\* Split with Mental Health (A4320)

A6410

Tourism

Division	Position #	Title	2016 Adopted	2017 Executive Recommended
2800				
	64101021	DIR TOUR	75,309	75,020
	64101090	DEP DIR TM	53,001	52,798
	64101102	ADM AIDE/T	45,090	42,501
	64101110	TUR IN AST	<u>36,294</u>	<u>36,007</u>
		Total Full Time Salary	209,694	206,326
		Division Total	<u>209,694</u>	<u>206,326</u>
		Department Total	209,694	206,326
		Total Benefited Employees	4	4

A6510

## Veterans Services

Division	Position #	Title	2016 Adopted	2017 Executive Recommended
2820				
	65101001	DIR VA	77,940	77,641
	65101002	DEP DIR VA	62,356	62,117
	65101010	VET BN REP	45,090	45,701
	65101100	SR AC CLK	34,387	33,361
	65101101	VET SRV DR	37,717	38,980
	65101151	PR CLERK	<u>34,969</u>	<u>42,055</u>
		Total Full Time Salary	292,458	299,855
	65101102	VET SRV DR	27,101	23,257
	65101153	VET BN REP	<u>0</u>	<u>20,790</u>
		Benefited Part-Time Salary	<u>27,101</u>	<u>44,047</u>
		Other Part Time Pay	<u>90,288</u>	<u>72,453</u>
		Division Total	<u>409,847</u>	<u>416,355</u>
		Department Total	409,847	416,355
		Total Benefited Employees	7	8

A6610

## Weights and Measures

Division	Position #	Title	2016 Adopted	2017 Executive Recommended
2840				
	66101001	DIR W&M	65,388	65,138
	66101050	W&M INSP	<u>54,225</u>	<u>47,593</u>
		Total Full Time Salary	119,614	112,731
		Division Total	<u>119,614</u>	<u>112,731</u>
		<b>Department Total</b>	<b>119,614</b>	<b>112,731</b>
		Total Benefited Employees	2	2

## Office for the Aging

Division	Position #	Title	2016 Adopted	2017 Executive Recommended
2865				
	67721001	DIR OFA	77,940	77,641
	67721002	ADM AST/T	51,978	51,779
	67721102	JR ACCT	50,076	56,475
	67721110	SR TYPIST	40,596	41,158
	67721227	DEP DIR GP	62,356	62,117
	67721234	RECEPT/T	34,880	34,762
	67721235	SR AC/T	41,692	41,532
	67721238	SR AGE AID	33,513	34,406
	67721241	CASEWORKER	52,686	52,998
	67721246	CASEWORKER	54,006	55,692
	67721248	SR AGE AIDE	31,467	32,305
	67721250	SR CASEWKR	56,889	57,275
	67721255	SR AGE AIDE	30,929	30,340
	67721260	CASEWORKER	54,006	54,244
	67721265	SR AGE AIDE	<u>29,945</u>	<u>31,439</u>
		Total Full Time Salary	702,959	714,163
		Other Part Time Pay	<u>13,994</u>	<u>14,224</u>
		Division Total	<u>716,953</u>	<u>728,387</u>
		<b>Department Total</b>	<b>716,953</b>	<b>728,387</b>
		Total Benefited Employees	15	15



A7110

## Parks

Division	Position #	Title	2016 Adopted	2017 Executive Recommended
3000		Other Part Time Pay	<u>84,000</u>	<u>60,000</u>
		Division Total	84,000	60,000
3001		Other Part Time Pay	<u>120,000</u>	<u>120,000</u>
		Division Total	120,000	120,000
3002		Other Part Time Pay	<u>0</u>	<u>15,000</u>
		Division Total	<u>0</u>	<u>15,000</u>
		Department Total	204,000	195,000
		Total Benefited Employees	0	0

7310

## Youth Programs

Division	Position #	Title	2016 Adopted	2017 Executive Recommended
3100				
	73101001	DIR YTH BU	<u>58,529</u>	<u>58,305</u>
		Total Full Time Salary	58,529	58,305
		Other Part Time Pay	<u>18,366</u>	<u>18,296</u>
		Division Total	<u>76,895</u>	<u>76,601</u>
		Department Total	76,895	76,601
		Total Benefited Employees	1	1

A8020

## Planning

Division	Position #	Title	2016 Adopted	2017 Executive Recommended
3400				
	80201001	DIR CO PL	108,341	107,926
	80201051	PR PLANNER	79,978	79,789
	80201101	DEP DIR PL	89,834	89,489
	80201205	PR TRS PL	75,932	76,576
	80201210	TRN PLN	56,822	66,030
	80201215	SR PLNR	68,528	68,669
	80201500	ADM AST	<u>49,776</u>	<u>50,068</u>
		Total Full Time Salary	529,211	538,547
		Division Total	529,211	538,547
3401				
	80201041	DEP DIR ED	93,926	93,566
	80201110	BUS SRV AD	67,983	67,722
	80201220	BUS SRV AD	67,983	67,722
	80201225	CON SEC BS	<u>43,519</u>	<u>43,352</u>
		Total Full Time Salary	273,411	272,363
		Division Total	<u>273,411</u>	<u>272,363</u>
		<b>Department Total</b>	<b>802,621</b>	<b>810,910</b>
		Total Benefited Employees	11	11

A8040

## Human Rights

Division	Position #	Title	2016 Adopted	2017 Executive Recommended
3500				
	80401001	DIR HR COM	<u>16,087</u>	<u>16,025</u>
		Total Full Time Salary	16,087	16,025
		Division Total	<u>16,087</u>	<u>16,025</u>
		Department Total	16,087	16,025
		Total Benefited Employees	0	0

A8090

## Environment

Division	Position #	Title	2016 Adopted	2017 Executive Recommended
3552				
	80901021	COORD ENV	70,600	70,325
	80901022	DEP CD ENV	49,640	49,449
	80901025	ENV RES TE	51,741	51,542
	80901026	ENV PLAN	<u>62,936</u>	<u>63,372</u>
		Total Full Time Salary	234,916	234,689
		Other Part Time Pay	<u>5,000</u>	<u>12,500</u>
		Division Total	<u>239,916</u>	<u>247,189</u>
		<b>Department Total</b>	<b>239,916</b>	<b>247,189</b>
		Total Benefited Employees	4	4

A9060

Hospital & Medical Insurance

Division	Position #	Title	2016 Adopted	2017 Executive Recommended
4000				
	90601003	EMP BEN AD	66,042	65,793
	90601104	EMP BEN SP	<u>49,511</u>	<u>50,068</u>
		Total Full Time Salary	115,553	115,861
		Division Total	<u>115,553</u>	<u>115,861</u>
		<b>Department Total</b>	<b>115,553</b>	<b>115,861</b>
		Total Benefited Employees	2	2

## Office of Employment &amp; Training

Division	Position #	Title	2016 Adopted	2017 Executive Recommended
2941				
	62901002	DIR OET	72,002	71,726
	62901041	DEP DIR ET	61,880	61,643
	62901131	E&T COORD	50,188	49,995
	62901138	E&T COORD	50,188	49,995
	62901170	E&T COORD	50,992	50,796
	62901172	WRK FRC CO	51,422	51,542
	62901175	DIS RES CD	53,066	53,544
	62901180	WRK FRC AS	41,544	42,501
	62901351	ADM AIDE/T	<u>42,630</u>	<u>43,025</u>
		Total Full Time Salary	473,912	474,769
		Other Part Time Pay	<u>30,000</u>	<u>27,708</u>
		Division Total	<u>503,912</u>	<u>502,477</u>
		<b>Department Total</b>	<b>503,912</b>	<b>502,477</b>
		Total Benefited Employees	9	9

D5010

## Highway Administration

Division	Position #	Title	2016 Adopted	2017 Executive Recommended
5010				
	50101001	COMM PW	<u>100,193</u>	<u>100,173</u>
		Total Full Time Salary	100,193	100,173
		Division Total	<u>100,193</u>	<u>100,173</u>
		<b>Department Total</b>	<b>100,193</b>	<b>100,173</b>
		Total Benefited Employees	1	1



D5020

Engineering

Division	Position #	Title	2016 Adopted	2017 Executive Recommended
5020				
	50201007	AST CV ENG	55,416	55,203
	50201008	SR ENG AID	51,970	51,771
	50201020	SR ENG	94,733	94,370
	50201025	SW MGT II	78,008	77,716
	50201210	CIVIL ENG	<u>62,915</u>	<u>63,590</u>
		Total Full Time Salary	343,041	342,650
		Other Part Time Pay	<u>9,600</u>	<u>9,600</u>
		Division Total	<u>352,641</u>	<u>352,250</u>
		<b>Department Total</b>	<b>352,641</b>	<b>352,250</b>
		Total Benefited Employees	5	5

Division	Position #	Title	2016 Adopted	2017 Executive Recommended
5110/5142				
	51101016	MEO	35,725	36,629
	51101020	MEO	41,099	33,779
	51101028	CEO I	45,163	45,696
	51101044	MEO	33,909	35,181
	51101047	RD MTC LDR	53,682	53,477
	51101056	MEO	33,909	35,471
	51101061	BRIDG SUPV	63,893	63,648
	51101063	MEO	35,783	36,699
	51101065	CEO II	51,219	51,022
	51101066	CEO I	36,436	43,592
	51101067	SECT SUPV	64,607	64,646
	51101079	PW DISP	51,398	51,771
	51101084	RD MTC LDR	50,822	50,627
	51101091	MEO	41,844	41,683
	51101102	CEO II	48,096	46,613
	51101114	CEO I	44,518	44,990
	51101118	CEO I	48,776	48,589
	51101119	RD MTC LDR	53,682	53,477
	51101179	SECT SUPV	60,636	60,403
	51101219	CEO II	38,879	46,613
	51101225	SECT SUPV	66,920	66,664
	51101235	RD MTC LDR	51,219	53,477
	51101236	CEO I	45,163	44,990
	51101250	RD MTC LDR	52,826	52,624
	51101258	CEO II	48,358	48,173
	51101261	CEO I	45,915	45,739
	51101262	CEO II	51,219	46,613
	51101285	CEO II	48,358	48,173
	51101288	MEO	41,844	41,930
	51101290	CEO II	48,358	48,173
	51101301	CEO II	47,606	47,424
	51101319	CEO I	45,163	44,990
	51101323	SECT SUPV	64,607	64,646
	51101332	CEO I	45,163	44,990
	51101338	CEO II	47,606	47,424
	51101355	RD MTC LDR	50,822	51,705
	51101356	MEO	33,909	35,823
	51101365	CEO II	47,606	47,424
	51101369	CEO I	45,163	44,990
	51101379	CEO I	44,349	44,800
	51101381	CEO II	48,358	48,173
	51101382	MEO	41,844	41,683
	51101415	MEO	33,909	35,471
	51101416	CEO I	45,915	45,739
	51101418	MEO	34,901	36,078
	51101445	MEO	33,909	35,549

Division	Position #	Title	2016 Adopted	2017 Executive Recommended
5110/5142				
	51101448	CEO II	51,219	51,022
	51101469	MEO	36,234	37,233
	51101474	EQ MTC LDR	48,358	48,173
	51101500	MEO	40,841	41,499
	51101528	CEO I	45,163	44,990
	51101537	CEO I	48,776	48,589
	51101546	CEO II	47,413	47,424
	51101553	MEO	34,952	36,078
	51101588	CEO II	46,297	46,613
	51101616	MEO	33,909	34,669
	51101619	CEO II	47,606	47,424
	51101627	RD MTC LDR	41,426	41,267
	51101630	CEO II	47,606	47,770
	51101631	HWY MTC SP	57,483	57,262
	51101632	RD MTC LDR	52,990	53,477
	51101633	CEO I	45,163	44,990
	51101634	CEO I	48,776	48,589
	51101635	RD MTC LDR	53,682	53,477
	51101636	CEO II	47,606	47,870
	51101637	BRG CR LDR	51,219	38,730
	51101641	MEO	41,348	33,779
	51101642	MEO	41,252	41,683
	51101646	CEO I	44,970	44,990
	51101647	CEO II	48,358	48,173
	51101649	CEO I	48,776	36,296
	51101650	MEO	42,816	43,243
	51101651	MEO	35,901	36,838
	51101652	CEO I	44,349	44,179
	51101653	CARPENTER	48,264	48,589
	51101654	CEO I	44,349	36,296
	51101655	MEO	33,909	35,823
	51101663	MEO	41,844	41,683
	51101665	CEO I	44,349	44,179
	51101701	CEO II	47,606	38,730
	51101702	CEO I	48,776	48,589
	51101705	RD MTC LDR	53,682	53,477
	51101706	RD MTC LDR	53,682	41,267
	51101715	MEO	33,909	42,494
	51101723	MEO	41,463	33,779
	51101805	HWY MTC SP	57,483	57,262
	51101806	TREE MTC	47,606	48,115
	51101807	TREE MTC	46,792	46,844
	51101808	CEO I	43,347	44,179
	51101809	CEO I	45,639	45,739
	51101831	H&B FD MGR	88,406	88,067
	51101835	MEO	41,844	41,683

D5110

## Maintenance of Roads &amp; Bridges

Division	Position #	Title	2016 Adopted	2017 Executive Recommended
5110/5142				
	51101837	MEO	41,636	33,779
	51101838	MEO	36,038	37,001
	51101839	MEO	33,909	35,232
	51101840	MEO	41,844	41,683
	51101841	MEO	41,844	41,683
	51101843	MEO	<u>40,841</u>	<u>34,701</u>
		Total Full Time Salary	4,518,641	4,465,272
		Other Part Time Pay	<u>75,000</u>	<u>75,000</u>
		Division Total	<u>4,593,641</u>	<u>4,540,272</u>
		<b>Department Total</b>	<b>4,593,641</b>	<b>4,540,272</b>
		Total Benefited Employees	98	98

E5130

## Machinery

Division	Position #	Title	2016 Adopted	2017 Executive Recommended
5130				
	51301054	AUT MEC II	50,070	50,498
	51301058	AUT MEC II	52,826	53,428
	51301068	AUT MEC II	49,256	49,594
	51301076	AUT MEC I	50,363	53,326
	51301080	GAR SUPV	66,920	66,664
	51301096	AUT MEC II	49,315	49,878
	51301112	WELDER	43,796	49,067
	51301135	WELDER	44,349	49,360
	51301142	SIGN MAKER	43,969	46,613
	51301208	WELDER	43,347	48,710
	51301228	AUT MEC II	53,682	53,477
	51301257	AUT MEC I	51,219	53,477
	51301340	AUT MEC II	50,822	50,627
	51301341	AUT MEC II	49,643	49,878
	51301353	AUT MEC II	50,128	50,627
	51301405	AUT MEC II	50,070	50,238
	51301501	AUT PT CLK	48,776	36,296
	51301587	MACHINIST	46,162	46,883
	51301589	WELDER	47,920	53,182
	51301624	AUT MEC II	49,256	49,067
	51301727	AUT MEC II	48,254	48,883
	51301814	AUT MEC II	<u>50,822</u>	<u>50,627</u>
		Total Full Time Salary	1,090,964	1,110,401
		Division Total	<u>1,090,964</u>	<u>1,110,401</u>
		<b>Department Total</b>	<b>1,090,964</b>	<b>1,110,401</b>
		Total Benefited Employees	22	22

S1710 Workers' Compensation Administration

Division	Position #	Title	2016 Adopted	2017 Executive Recommended
1332				
	17101003	SR DIS CLM EX	50,261	50,068
	17101016	CO INS OFF	84,517	84,193
	17101818	ADM AST/T*	<u>19,644</u>	<u>19,570</u>
		Total Full Time Salary	154,422	153,831
		Division Total	<u>154,422</u>	<u>153,831</u>
		<b>Department Total</b>	<b>154,422</b>	<b>153,831</b>
		Total Benefited Employees	2	2

\*Split with Purchasing (A1345)