

ULSTER COUNTY



Adopted Budget Summary 2010

TABLE OF CONTENTS

	<u>Page</u>		<u>Page</u>		<u>Page</u>
<i>EXHIBIT A – Summary Of Budget</i>	1	<i>APPROPRIATED FUND BALANCE</i>	8	<i>SUMMARY OF DSS EXPENDITURES</i>	16
<i>EXHIBIT B – Tentative Budget By Fund</i>	2	<i>MAJOR COST CENTERS</i>	9	<i>VEHICLE REQUESTS</i>	17
<i>EXHIBIT C – Estimated Fund Balance</i>	3	<i>REVENUE SUMMARY</i>	11	<i>SALES TAX HISTORY</i>	18
<i>STATEMENT OF DEBT – Serial Bonds</i>	4	<i>CONSTITUTIONAL TAX LIMIT</i>	13	<i>REAL PROPERTY TAX EXEMPTION REPORT</i>	19
<i>STATEMENT OF DEBT - Bans</i>	5	<i>CONSTITUTIONAL DEBT LIMIT</i>	14	<i>POSITIONS NOT FUNDED</i>	23
<i>STATEMENT OF DEBT – Authorized And Unissued</i>	6	<i>ULSTER COUNTY TAX APPORTIONMENT</i>	15		

EXHIBIT A

2010 ULSTER COUNTY ADOPTED BUDGET SUMMARY OF BUDGET - ALL FUNDS

TOTAL APPROPRIATIONS OF ALL FUNDS EXCLUDING INTERFUND ITEMS AS SHOWN IN EXHIBIT B	344,205,897	
DEFERRED PROPERTY TAX REVENUES	<u>125,000</u>	
TOTAL EXPENSES		<u>344,330,897</u>
ESTIMATED REVENUES – EXCLUDING INTERFUND ITEMS		255,006,132
APPROPRIATED FUND BALANCES AS SHOWN IN EXHIBIT B		
GENERAL FUND (A) - <i>Fund Balance</i>	5,806,357	
ENTERPRISE (C) - <i>Fund Balance</i>	2,209,404	
COUNTY ROAD FUND (D) - <i>Fund Balance</i>	1,020,000	
ROAD MACHINERY FUND (E) - <i>Fund Balance.</i>	369,044	
DEBT SERVICE FUND (V) - <i>Fund Balance.</i>	<u>2,975,000</u>	
TOTAL APPROPRIATED FUND BALANCES		<u>12,379,805</u>
TOTAL REVENUES		<u>267,385,937</u>
TOTAL REAL ESTATE TAX LEVY		<u><u>76,944,960</u></u>

EXHIBIT B

2010 ULSTER COUNTY ADOPTED BUDGET BY FUND

	TOTAL ALL FUNDS	GENERAL FUND FUND (A)	COMMUNITY DEVELOPMENT FUND (B)	ENTERPRISE FUND (C)	COUNTY ROAD FUND (D)	ROAD MACHINERY FUND (E)	SELF INSURANCE FUND (S)	DEBT SERVICE FUND (V)
Appropriations (Excluding Interfund Transfers)	344,205,897	280,268,382	2,675,491	27,884,276	11,502,796	3,664,544	8,523,245	9,687,163
Interfund Appropriations	5,013,740			2,230,740	2,783,000			
Total Appropriations by fund	349,219,637	280,268,382	2,675,491	30,115,016	14,285,796	3,664,544	8,523,245	9,687,163
Deferred property tax	125,000	125,000						
Total	349,344,637	280,393,382	2,675,491	30,115,016	14,285,796	3,664,544	8,523,245	9,687,163

LESS

Estimated Revenues (Other than real estate taxes and excluding interfund items)	255,006,132	213,681,862	2,675,491	26,705,612	2,862,422	512,500	8,523,245	45,000
Interfund Revenues	5,013,740	2,230,740				2,783,000		
Sub-Total	260,019,872	215,912,602	2,675,491	26,705,612	2,862,422	3,295,500	8,523,245	45,000
Appropriated Fund Balance	12,379,805	5,806,357		2,209,404	1,020,000	369,044		2,975,000
Total Revenues	272,399,677	221,718,959	2,675,491	28,915,016	3,882,422	3,664,544	8,523,245	3,020,000
Amount to be raised by levy by fund	76,944,960	58,674,423		1,200,000	10,403,374			6,667,163
Total	349,344,637	280,393,382	2,675,491	30,115,016	14,285,796	3,664,544	8,523,245	9,687,163

Total Real Property Tax Levy:	76,944,960	58,674,423		1,200,000	10,403,374			6,667,163
--------------------------------------	------------	------------	--	-----------	------------	--	--	-----------

EXHIBIT C

ESTIMATED FUND BALANCE

*At end of present fiscal year after
deducting all estimated encumbrances*

GENERAL FUND	19,675,761
COMMUNITY DEVELOPMENT	769,604
ENTERPRISE FUND	2,209,404
COUNTY ROAD FUND	1,448,770
ROAD MACHINERY FUND	855,157
DEBT FUND	3,550,579
TOTAL	28,509,275

STATEMENT OF DEBT

As of December 31, 2009

DEBT OUTSTANDING	ISSUE DATE	MATURITY DATE	INTEREST RATE	PRINCIPAL AMOUNT OUTSTANDING
Serial Bonds: County				
Public Improvements	January-1992	January-2012	4.65%	147,020
Public Improvements	November-1994	November-2013	6.45%	803,600
*Public Improvements	December-2000	December-2014	4.75%	-
^Public Improvements	December-2001	December-2017	4.28%	-
Pension System	November-2005	November-2009	4.25%	-
Public Improvements	November-2005	November-2024	4.29%	23,900,000
Law Enforcement Center	April-2006	November-2029	4.44%	43,815,000
Public Improvements	November-2006	November-2021	3.85%	3,434,507
Public Improvements	November-2007	November-2022	4.00%	2,569,000
Public Improvements	November-2008	November-2023	4.44%	2,715,000
*Public Improvements (Refunding Bond)	May-2009	October-2017	4.25%	2,885,671
^Public Improvements (Refunding Bond)	May-2009	October-2017	4.25%	5,589,101
Public Improvements	November-2009	November-2024	3.00%	3,550,434
Serial Bonds: County				\$ 89,409,333
Serial Bonds: UTASC				
Tobacco Bonds	February-2001	December-2040	6.12-6.26%	31,181,093
Tobacco Bonds	November-2005	December-2060	6.00-7.85%	15,881,605
Serial Bonds: UTASC				\$ 47,062,698
Defeased With Tobacco Securitization				
Public Improvements	November-1995	November-2013	5.25%	1,800,000
Public Improvements	May-1997	May-2014	5.40%	3,000,000
Public Improvements	May-1999	May-2017	4.50%	2,975,000
Total Serial Bonds Defeased With Tobacco Proceeds:				\$ 7,775,000
Total Serial Bonds: County				\$ 144,247,031
Serial Bonds: UCCC				
Public Improvements	January-1992	January-2012	5.95%	857,980
Public Improvements	November-1994	November-2013	6.45%	126,400
*Public Improvements	December-2000	December-2014	4.75%	-
*Public Improvements	December-2001	December-2017	4.28%	-
Public Improvements	November-2006	November-2021	3.85%	535,493
Public Improvements	November-2007	November-2022	4.00%	1,426,000
Public Improvements	November-2008	November-2023	4.44%	95,000
*Public Improvements (Refunding Bond)	May-2009	October-2017	4.25%	2,684,329
^Public Improvements (Refunding Bond)	May-2009	October-2017	4.25%	605,899
Total Serial Bonds: UCCC				\$ 6,331,101
Total Serial Bonds per Long-Term Debt:				\$ 150,578,132

* - Refunding of bonds maturing December 2014

^ - Refunding of bonds maturing December 2017

STATEMENT OF DEBT

As of December 31, 2009

DEBT OUTSTANDING	ISSUE DATE	MATURITY DATE	INTEREST RATE	PRINCIPAL AMOUNT OUTSTANDING
<i>Bond Anticipation Notes:</i>				
Reconstruction of Kerhonkson Bridge - Capital Project #234	November-2009	November-2010	1.50%	4,700,000
Law Enforcement Center - Capital Project #236	November-2009	November-2010	1.50%	6,085,000
Purchase of Highway Equipment - Capital Project #284	November-2009	November-2010	1.50%	1,000,000
UCCC Safety and Security Improvement - Capital Project #286	November-2009	November-2010	1.50%	490,000
Reconstruction of Roads - Capital Project #292	November-2009	November-2010	1.50%	350,000
Saugerties Sewer District Project - Capital Project #302	November-2009	November-2010	1.50%	500,000
Saugerties Water District Project - Capital Project #303	November-2009	November-2010	1.50%	500,000
Fleet Vehicles - Capital Project #315	November-2009	November-2010	1.50%	299,300
<i>Total Bond Anticipation Notes:</i>				
				\$ 13,924,300
TOTAL DEBT OUTSTANDING: <i>(Includes Tobacco Debt of \$54,837,698)</i>				\$ 164,502,432

DEBT AUTHORIZED AND UNISSUED

As of December 31, 2009

SERIAL BONDS AUTHORIZED/UNISSUED	PROJECT NUMBER	AUTHORIZATION DATE	AUTHORIZED AMOUNT UNISSUED
Mount Marion Bridge (HBRR)	131	December 3, 1998	116,000
State Aid Local Bridges (SALB)	165	Jun. 14, 1990, Sep. 12, 1991, Nov. 13, 1997	16,371
Kerhonkson Bridge (HBRR)	234	Oct. 14, 1999, Aug. 22, 2007, Apr. 7, 2009	4,532,216
New Jail Construction	236	Mar. 2, 2007	7,950,000
Town of Lloyd Bridge (HBRR)	242	Nov. 9, 2000	2,674,289
UC Transit Facility	248	Apr. 11, 2002, Aug. 26, 2003	621,830
Purchase Development Easements I	250	Feb. 14, 2002	95,400
Coxing Road Bridge (HBRR)	252	Apr. 11, 2002	250,000
Bailey Bridge	260	Jun. 12, 2003, Jun. 14, 2006	149,011
Tongore Bridge (HBRR)	261	Oct. 14, 1999	41,215
Crowell Bridge (HBRR)	262	Oct. 14, 1999	225,000
Bert Law Bridge (HBRR)	263	Apr. 11, 2002	133,622
Sawkill School Bridge (HBRR)	264	Apr. 11, 2002	164,732
Ellenville Hospital	273	Oct. 14, 2004	634,500
Purchase of Highway Equipment	284	May 14, 2008, Apr. 7, 2009	1,000,000
UCCC Facilities Master Plan	286	Mar. 8, 2006, Dec. 12, 2007	3,166,658
Reconstruction Various Roads	292	May 14, 2008, Apr. 7, 2009	350,000
Reconstruction Donahue Bridge	294	Mar. 14, 2007	500,000
Reconstruction Old Post Rd. Box Culvert	299	Mar. 14, 2007	5,000
UCCC Facilities Master Plan	300	Apr. 11, 2007	55,000
Shovel Ready Saugerties Sewer District	302	Sept. 11, 2007	500,000
Shovel Ready Saugerties Water District	303	Sept. 11, 2007	500,000
Construction Salt Shed/Substation	306	Jun. 11, 2008	-
Purchase of Vehicles	307	Feb. 19, 2008	-
Reconstruction Connelly Road Bridge	309	Mar. 12, 2008	179,000
Reconstruction Corners Bridge	310	Mar. 12, 2008	-
Purchase of Vehicles	315	Feb. 11, 2009	299,300
Swartz Box Culvert	320	Apr. 7, 2009	-
Bear Hole Bridge	321	Apr. 7, 2009	300,000
Kellner Bridge	322	Apr. 7, 2009	-
TOTAL SERIAL BONDS/BANS			\$ 24,459,144

DEBT AUTHORIZED AND UNISSUED

As of December 31, 2009

SERIAL BONDS AUTHORIZED/UNISSUED	PROJECT NUMBER	AUTHORIZATION DATE	AUTHORIZED AMOUNT UNISSUED
REVENUE ANTICIPATION NOTES			
Sales and Compensating Use Taxes		Jan. 8, 2009	10,000,000
TOTAL REVENUE ANTICIPATION NOTES			\$ 10,000,000
TAX ANTICIPATION NOES			
Real Property Taxes (2009)		Jan. 8, 2009	15,000,000
TOTAL TAX ANTICIPATION NOTES			\$ 15,000,000
TOTAL DEBT AUTHROIZED AND UNISSUED:			\$ 49,459,144

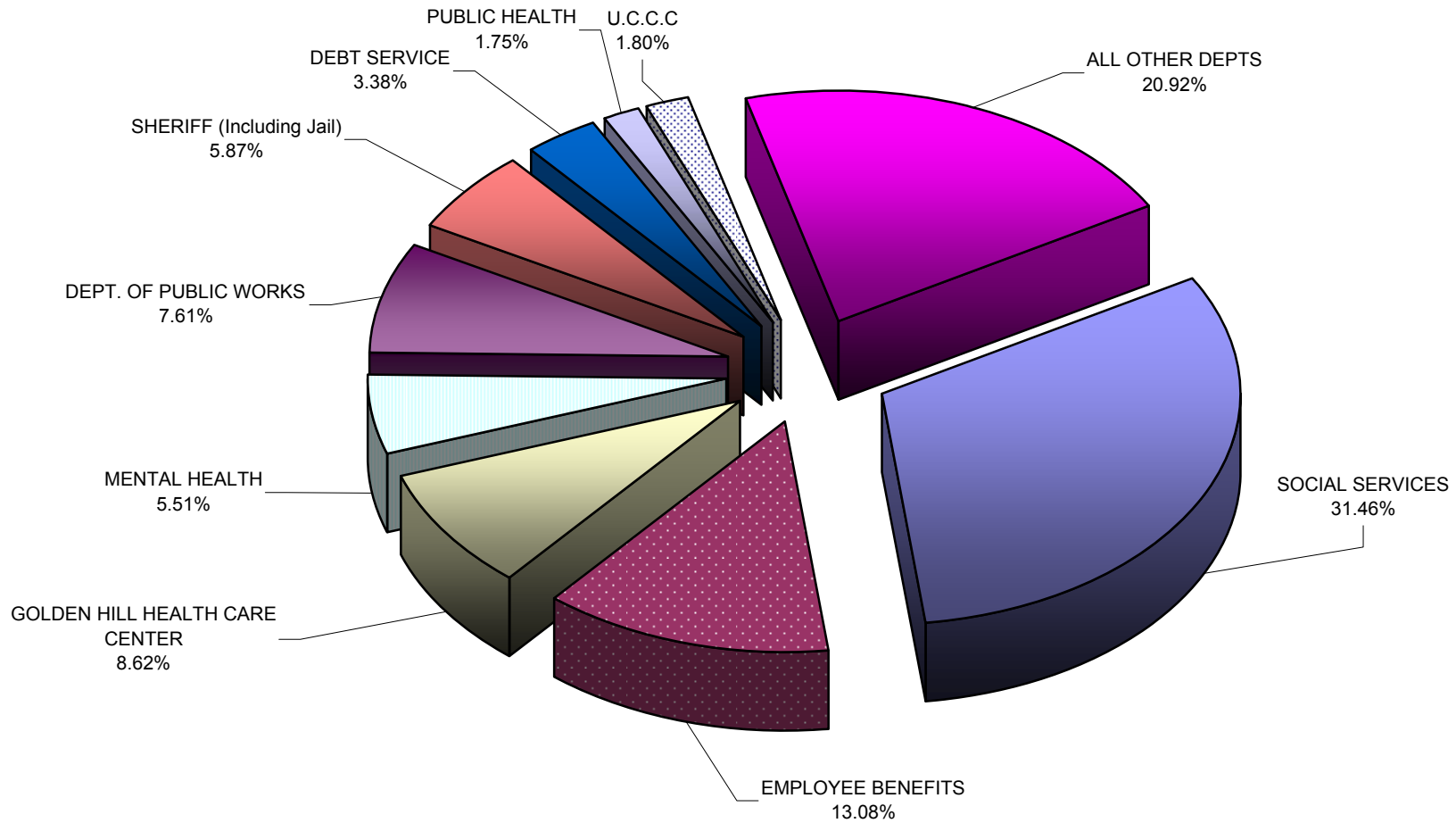
APPROPRIATED FUND BALANCE
2010 Adopted Budget
2010 – 1997

<u>BUDGET YEAR</u>	<u>APPROPRIATED FUND BALANCE</u>
2010 -----	12,379,805
2009 -----	6,977,087
2008 -----	3,250,000
2007 -----	0
2006 -----	1,600,000
2005 -----	14,972,762
2004 -----	17,484,172
2003 -----	18,939,387
2002 -----	19,618,817
2001 -----	11,679,417
2000 -----	11,575,657
1999 -----	4,535,998
1998 -----	2,605,011
1997 -----	557,470

**APPROPRIATIONS BY
MAJOR COST CENTERS
2010 ADOPTED BUDGET**

SOCIAL SERVICES.....	109,877,992
EMPLOYEE BENEFITS.....	45,674,223
GOLDEN HILL HEALTH CARE CENTER.....	30,115,016
DEPT. OF PUBLIC WORKS.....	26,564,141
SHERIFF (Including Jail).....	20,486,373
MENTAL HEALTH.....	19,241,111
DEBT SERVICE.....	11,813,163
U.C.C.C.....	6,280,863
PUBLIC HEALTH.....	6,097,671
These departments represent <u>79.08%</u> of the total 2010 adopted appropriations.	276,150,553
ALL OTHER DEPTS	73,069,084
TOTAL 2010 ADOPTED APPROPRIATIONS	349,219,637

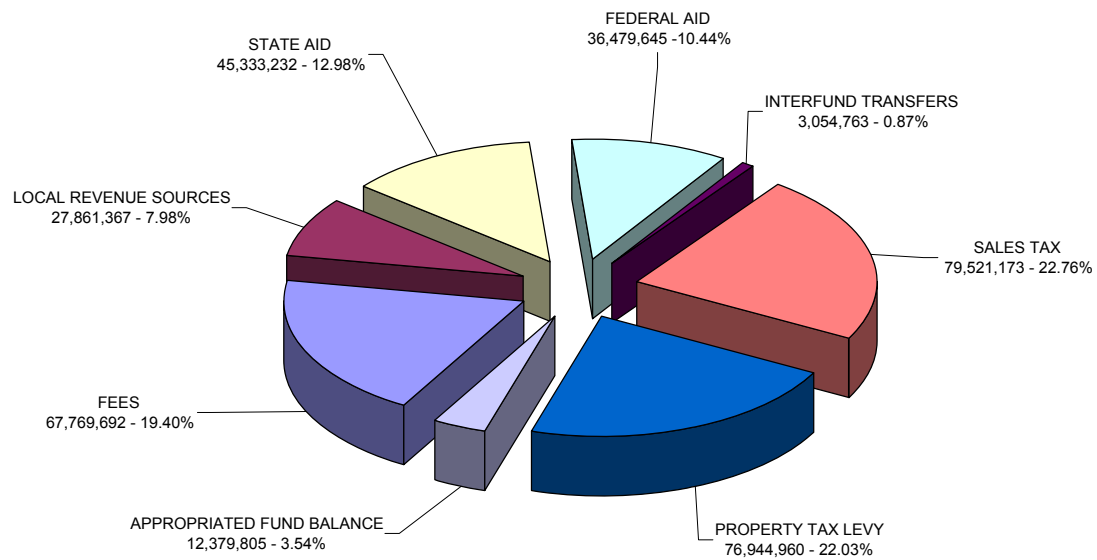
Major Cost Centers 2010 Adopted Budget



REVENUES 2010 ADOPTED BUDGET SUMMARY

1000 SERIES – FEES.....	67,769,692
2000 SERIES – Local Revenue Sources..... <i>(Penalties, Fines, Third Party Insurance, Gifts, Intergovernmental Charges, etc.)</i>	27,861,367
3000 SERIES – STATE AID.....	45,333,232
4000 SERIES – FEDERAL AID.....	36,479,645
5000 SERIES – INTERFUND TRANSFERS.....	3,054,763
+ SALES TAX.....	79,521,173
+ TOTAL.....	260,019,872
+ REAL PROPERTY TAX LEVY.....	76,944,960
+ APPROPRIATED FUND BALANCE.....	12,379,805
GRAND TOTAL:.....	349,344,637

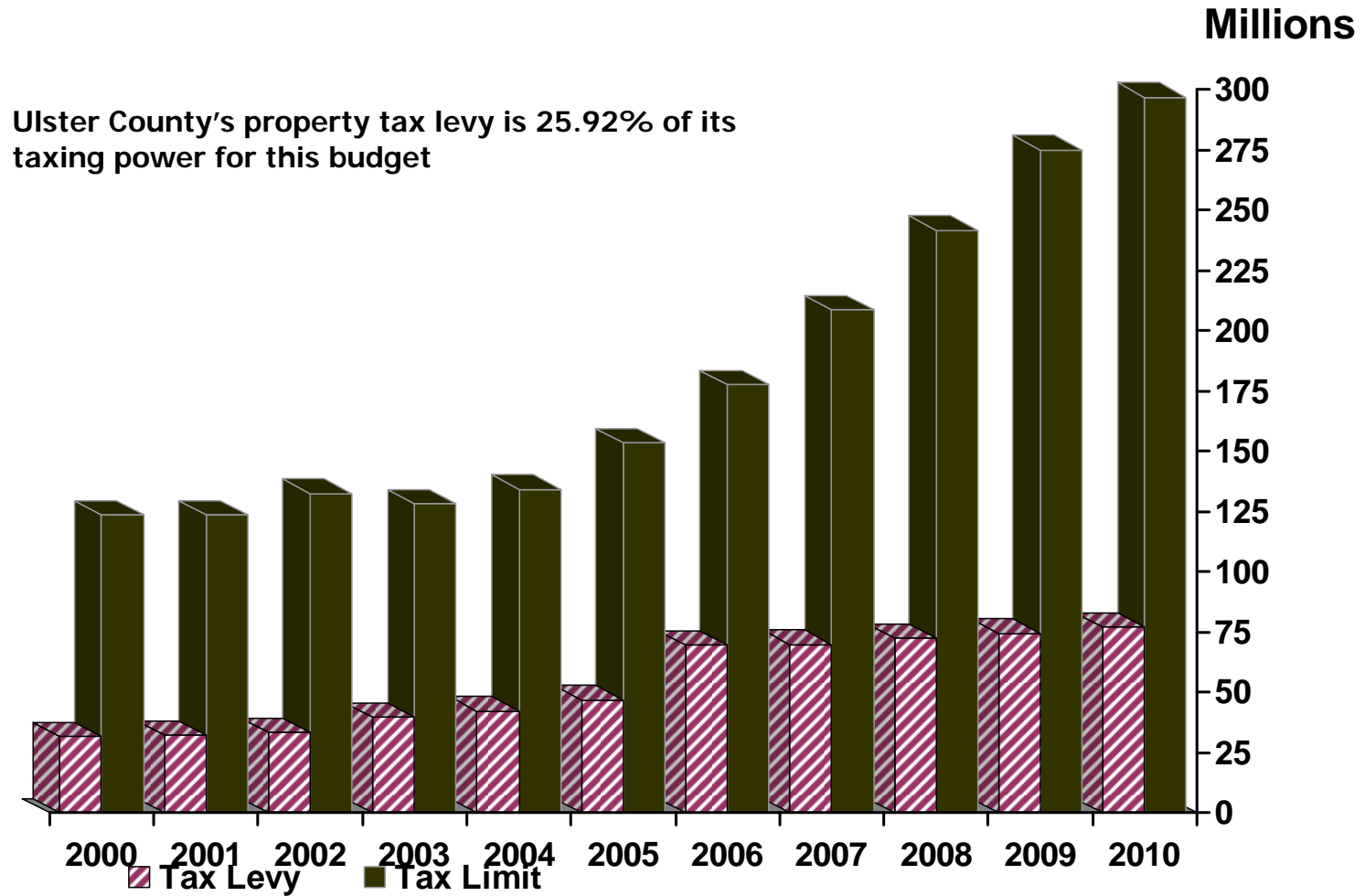
Revenues 2010 Adopted Budget



FEES	67,769,692	19.40%
LOCAL REVENUE SOURCES	27,861,367	7.98%
STATE AID	45,333,232	12.98%
FEDERAL AID	36,479,645	10.44%
INTERFUND TRANSFERS	3,054,763	0.87%
SALES TAX	79,521,173	22.76%
PROPERTY TAX LEVY	76,944,960	22.03%
APPROPRIATED FUND BALANCE	12,379,805	3.54%
	349,344,637	100.00%

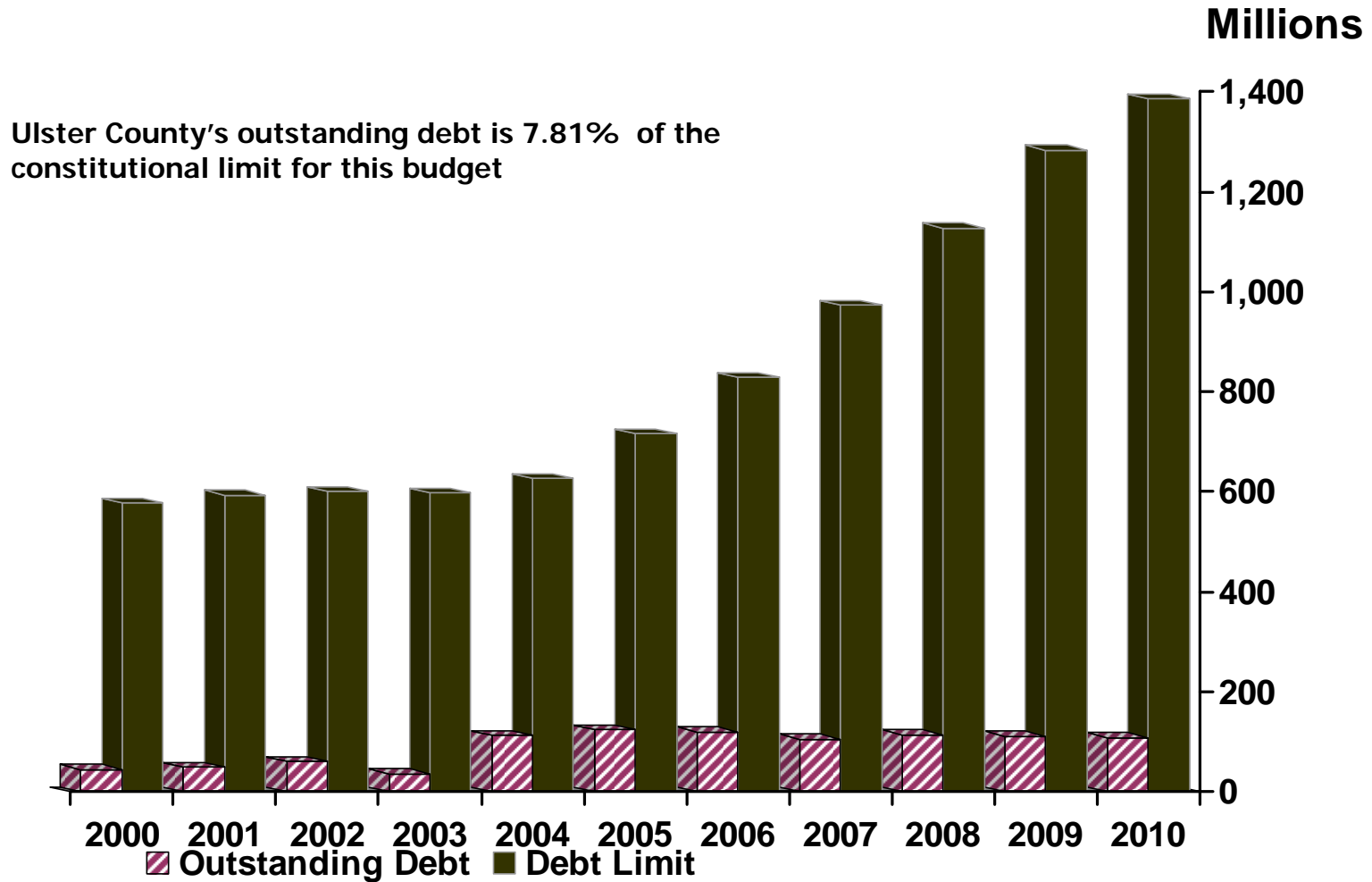
Constitutional Tax Limit

2010 Adopted Budget

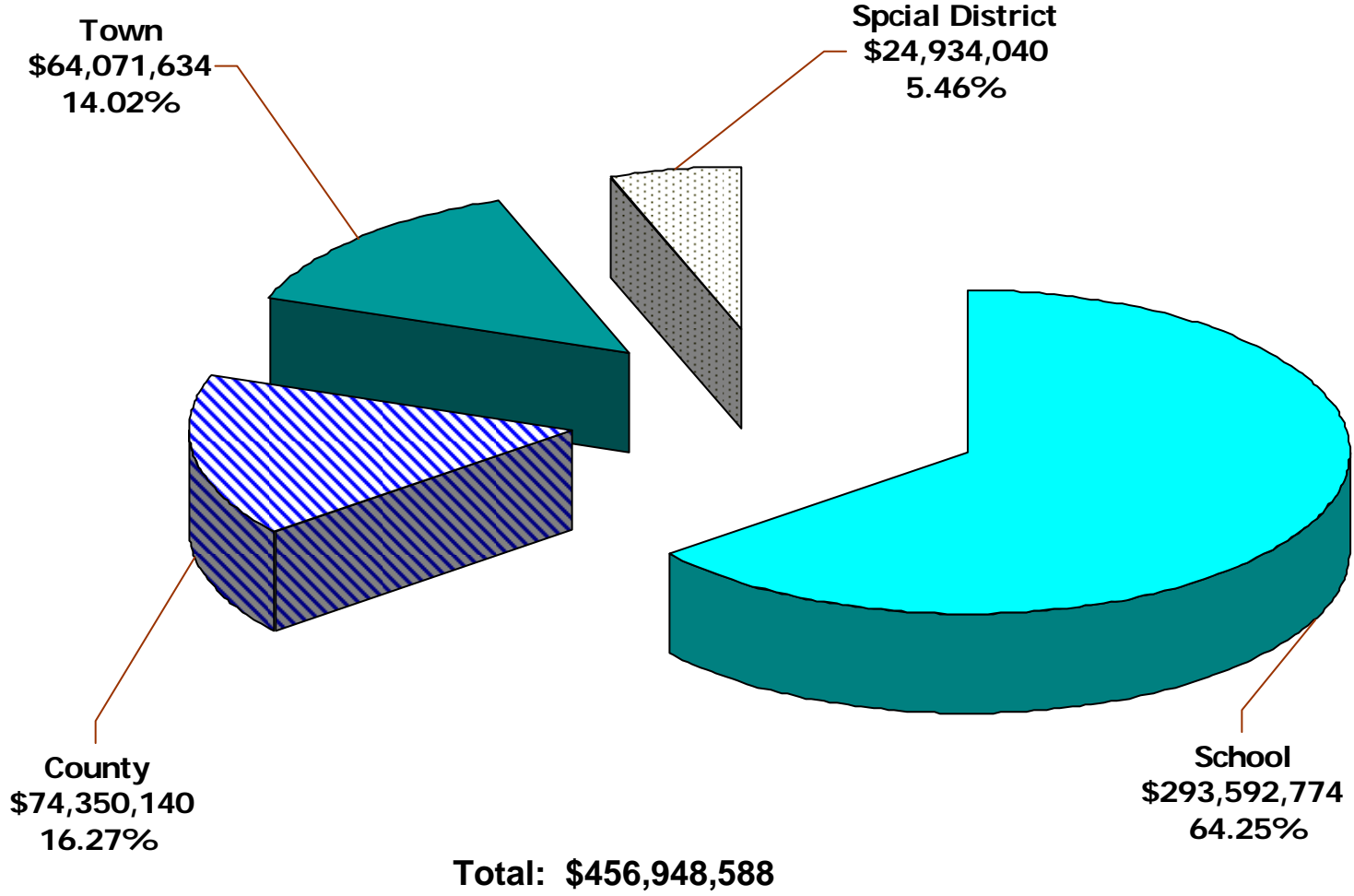


Constitutional Debt Limit

2010 Adopted Budget



2009 Ulster County Tax Apportionment



SOCIAL SERVICES EXPENDITURES

(2003 – Present)

	2010 ADOPTED BUDGET	2009 ADOPTED BUDGET	2008 ACTUAL	2007 ACTUAL	2006 ACTUAL	2005 ACTUAL	2004 ACTUAL	2003 ACTUAL
Social Services Administration	21,468,861	21,202,141	20,174,371	18,696,368	18,868,065	19,070,392	18,554,857	16,505,025
Day Care Block Grant	3,500,000	3,500,000	3,189,439	3,202,851	3,305,340	3,160,350	4,216,317	4,556,152
Services for Recipients	1,200,000	1,200,000	1,400,682	889,968	1,123,568	1,174,484	1,344,814	1,565,250
Medical Assistance	1,850,000	1,800,000	1,699,680	1,733,814	1,733,310	1,633,594	1,565,256	1,376,277
MMIS	30,456,516	33,115,996	33,328,985	31,788,107	31,726,071	34,539,660	36,238,701	34,985,405
IGT	2,230,740	2,992,835			94,058	282,197	3,114,296	5,127,503
Special Needs Program	2,500	2,500						1,155
Family Assistance	12,470,000	12,650,000	10,765,665	9,921,245	11,639,631	10,295,501	11,136,886	11,478,314
Child Care/E.I.P.	28,059,375	21,350,000	23,899,908	18,845,635	20,668,996	19,785,638	18,636,106	16,620,059
Juvenile Delinquent	500,000	650,000	457,633	562,417	660,477	527,007	542,897	1,004,028
State Training School	350,000	350,000	899,037	299,307	97,467	170,000	94,829	152,160
Safety Net	7,310,000	5,000,000	5,183,504	4,234,158	3,873,514	3,132,558	2,888,616	2,658,962
Energy Crisis Assist. Program	300,000	453,500	270,923	1,923,371	3,960,616	3,130,361	2,866,993	2,441,758
Emergency Assistance To Adults	180,000	75,000	111,621	52,845	52,491	36,339	23,681	27,756
TOTAL DSS EXPENSES:	109,877,992	104,341,972	101,381,448	92,150,086	97,803,604	96,938,081	101,224,249	98,499,804
ALL OTHER GOVERNMENT SERVICES:	239,341,645	241,645,722	237,931,011	216,247,067	212,754,708	194,881,646	183,588,365	162,144,250
TOTAL EXPENDITURES – ALL FUNDS:	349,219,637	345,987,694	339,312,459	308,397,153	310,558,312	291,819,727	284,812,614	260,644,054
DSS AS PERCENT (%) OF TOTAL:	31.46%	30.16%	29.88%	29.88%	31.49%	33.22%	35.54%	37.79%
TOTAL DSS REVENUES:	64,155,291	58,307,280	56,445,344	54,707,470	56,472,501	57,755,502	62,409,217	61,690,352
NET COUNTY COST:	45,722,701	46,034,692	44,936,104	37,442,616	41,331,103	39,182,579	38,815,032	36,809,452

2010 VEHICLE REQUESTS

<u>DEPARTMENT</u>	<u>VEHICLES REQUESTED</u>	<u>VEHICLES RECOMMENDED</u>	<u>VEHICLE TYPE</u>	<u>COST/VEHICLE</u>	<u>TOTAL REQUEST</u>	<u>CAPITAL FINANCING</u>	<u>RECOMMENDED FOR NEW IN OPERATING BUDGET</u>	<u>NOT RECOMMENDED</u>
1620 Buildings & Grounds	1	0	Bucket Truck	20,000	20,000			20,000
1620 Buildings & Grounds	3	1	Pick Up Truck	20,000	60,000	20,000		40,000
1680 Information Services	3	3	Mid Size Wagons	18,333	55,000	55,000		
3110 Sheriff/Road Patrol	5	5	Marked Patrol Car	29,000	145,000	145,000		
3110 Sheriff/Jail/Commissions	1	1	Sedan (100%)	25,300	25,300		25,300	
3110 Sheriff/Jail/Commissions	1	1	SUV (100%)	36,850	36,850		36,850	
3155 Probation/Alternatives	1	1	Chevy Express Van	21,000	21,000	21,000		
3620 Safety	1	1	Jeep	22,000	22,000	22,000		
6510 Veterans	1	1	15-Passenger Van	25,500	25,500	25,500		
5630 UCAT	1	1	Cutaway Bus (95%)	70,000	70,000		70,000	
6020 Golden Hill Health Care	1	1	F250 Pick Up	25,200	25,200		25,200	
5630 Central Auto for Office For the Aging	1	1	Sedan	15,000	15,000	15,000		
Totals:	20	17			\$520,850	\$303,500	\$157,350	\$60,000

*** NOTE: \$32,400 – Federal Funds – Incremental Costs for Hybrid Vehicles**

SUMMARY:

Requested	20	\$520,850
Capital Financing Recommended	13	\$303,500
Recommended in Operating Budget	5	\$157,350
Not Recommended	4	\$ 60,000

Sales Tax History (County Share)

YEAR	ACTUAL	INCREASE/DECREASE FROM PRIOR YEAR	PERCENTAGE
* 2010	79,521,173	2,246,953	2.91%
** 2009	77,274,220	(7,331,106)	-8.67%
2008	84,605,326	1,369,990	1.65%
2007	83,235,336	(215,397)	-0.26%
2006	83,450,733	2,112,518	2.60%
2005	81,338,215	3,038,194	3.88%
2004	78,300,021	1,273,830	1.65%
2003	77,026,191	6,602,748	9.38%
2002	70,423,443	4,512,988	6.85%
2001	65,910,455	1,834,961	2.86%
2000	64,075,494	5,471,557	9.34%
1999	58,603,937	5,409,409	10.17%
1998	53,194,528	2,403,707	4.73%
1997	50,790,821	1,190,084	2.40%
1996	49,600,737	3,157,068	6.80%
1995	46,443,669	(837,269)	-1.77%
1994	47,280,938	10,289,610	27.82%
1993	36,991,328	(439,699)	-1.17%
1992	37,431,027	3,053,444	8.88%
1991	34,377,583	(2,948,146)	-7.90%
1990	37,325,729	1,084,906	2.99%
1989	36,240,823	2,559,643	7.60%
1988	33,681,180	-	-

* Adopted Budget

** Revised Estimate

Note: County accrual period for sales tax revenue is the 12 month period beginning March 1 through February 28

Equalized Total Assessed Value 23,686,164,213

Exemption Code	Exemption Name	Statutory Authority	Number of Exemptions	Total Equalized Value of Exemptions	Percent of Value Exempted
12100	NYS - GENERALLY	RPTL 404(1)	114	259,555,525	1.10
12350	PUBLIC AUTHORITY - STATE	RPTL 412	7	15,982,238	0.07
13100	CO - GENERALLY	RPTL 406(1)	84	100,798,391	0.43
13350	CITY - GENERALLY	RPTL 406(1)	120	93,677,700	0.40
13360	AQUEDUCTS OF NYC WATER SUPPLY	RPTL 406(4)	2	8,292,098	0.04
13440	CITY O/S LIMITS - SEWER OR WATER	RPTL 406(3)	7	1,336,548	0.01
13500	TOWN - GENERALLY	RPTL 406(1)	382	93,330,871	0.39
13650	VG - GENERALLY	RPTL 406(1)	73	41,284,274	0.17
13740	VG O/S LIMITS - SEWER OR WATER	RPTL 406(3)	10	2,269,753	0.01
13800	SCHOOL DISTRICT	RPTL 408	75	370,972,906	1.57
13850	BOCES	RPTL 408	5	2,202,600	0.01
13870	SPEC DIST USED FOR PURPOSE ESTAB	RPTL 410	50	31,432,137	0.13
13890	PUBLIC AUTHORITY - LOCAL	RPTL 412	2	2,608,249	0.01
14100	USA - GENERALLY	RPTL 400(1)	3	419,246	0.00
14110	USA - SPECIFIED USES	STATE L 54	15	10,231,165	0.04
18020	MUNICIPAL INDUSTRIAL DEV AGENCY	RPTL 412-a	27	75,425,828	0.32
18080	MUN HSNQ AUTH-FEDERAL/MUN AIDED	PUB HSNQ L 52(3)&(5)	2	15,100,000	0.06
21600	RES OF CLERGY - RELIG CORP OWNER	RPTL 462	52	21,413,374	0.09
25110	NONPROF CORP - RELIG(CONST PROT)	RPTL 420-a	441	470,474,239	1.99
25120	NONPROF CORP - EDUC(CONST PROT)	RPTL 420-a	169	146,487,794	0.62
25130	NONPROF CORP - CHAR (CONST PROT)	RPTL 420-a	57	26,396,768	0.11
25210	NONPROF CORP - HOSPITAL	RPTL 420-a	39	51,551,143	0.22
25230	NONPROF CORP - MORAL/MENTAL IMP	RPTL 420-a	172	97,171,165	0.41
25300	NONPROF CORP - SPECIFIED USES	RPTL 420-b	81	28,499,626	0.12
26050	AGRICULTURAL SOCIETY	RPTL 450	17	4,104,788	0.02
26100	VETERANS ORGANIZATION	RPTL 452	19	4,484,993	0.02
26250	HISTORICAL SOCIETY	RPTL 444	30	4,643,411	0.02
26300	INTERDENOMINATIONAL CENTER	RPTL 430	2	1,229,299	0.01
26400	INC VOLUNTEER FIRE CO OR DEPT	RPTL 464(2)	106	35,886,569	0.15
27350	PRIVATELY OWNED CEMETERY LAND	RPTL 446	137	16,765,507	0.07
28120	NOT-FOR-PROFIT HOUSING CO	RPTL 422	5	16,134,703	0.07
28520	NOT-FOR-PROFIT NURSING HOME CO	RPTL 422	1	4,200,000	0.02
28540	NOT-FOR-PROFIT HOUS CO - HOSTELS	RPTL 422	18	7,466,961	0.03

Equalized Total Assessed Value 23,886,164,213

Exemption Code	Exemption Name	Statutory Authority	Number of Exemptions	Total Equalized Value of Exemptions	Percent of Value Exempted
28550	NOT-FOR-PROFIT HOUS CO-SR CITS CTR	RPTL 422	6	23,677,345	0.10
29500	PERFORMING ARTS BUILDING	RPTL 427	3	3,378,861	0.01
32252	NYS OWNED REFORESTATION LAND	RPTL 534	3	5,009,698	0.02
32301	NYS LAND TAXABLE FOR SCHOOL ONLY	RPTL 536	20	11,464,193	0.05
33201	TAX SALE - COUNTY OWNED	RPTL 408(5)	13	463,342	0.00
38260	MUN HSNG AUTH -NYS AIDED	PUB HSNG L 52(4)&(5)	6	18,290,600	0.08
41101	VETS EX BASED ON ELIGIBLE FUNDS	RPTL 458(1)	406	17,620,362	0.07
41102	VETS EX BASED ON ELIGIBLE FUNDS	RPTL 458(1)	80	275,556	0.00
41111	VET PRO RATA: FULL VALUE ASSMT	RPTL 458(5)	5	6,199	0.00
41121	ALT VET EX-WAR PERIOD-NON-COMBAT	RPTL 458-a	1,218	30,534,165	0.13
41122	ALT VET EX-WAR PERIOD-NON-COMBAT	RPTL 458-a	2,387	60,528,175	0.26
41131	ALT VET EX-WAR PERIOD-COMBAT	RPTL 458-a	1,235	50,412,561	0.21
41132	ALT VET EX-WAR PERIOD-COMBAT	RPTL 458-a	2,328	97,018,574	0.41
41141	ALT VET EX-WAR PERIOD-DISABILITY	RPTL 458-a	312	12,371,214	0.05
41142	ALT VET EX-WAR PERIOD-DISABILITY	RPTL 458-a	393	15,680,932	0.07
41151	COLD WAR VETERANS (10%)	RPTL 458-b	9	72,000	0.00
41152	COLD WAR VETERANS (10%)	RPTL 458-b	95	755,586	0.00
41171	COLD WAR VETERANS (DISABLED)	RPTL 458-b	4	102,948	0.00
41172	COLD WAR VETERANS (DISABLED)	RPTL 458-b	3	54,404	0.00
41300	PARAPLEGIC VETS	RPTL 458(3)	4	1,388,018	0.01
41400	CLERGY	RPTL 460	43	278,883	0.00
41692	VOLUNTEER FIREFIGHTERS AND AMBULANCE	RPTL 466-c,d,e,f,g,h&i	1	3,000	0.00
41700	AGRICULTURAL BUILDING	RPTL 463	60	14,071,533	0.06
41720	AGRICULTURAL DISTRICT	AG-MKTS L 305	969	123,727,067	0.52
41730	AGRIC LAND-INDIV NOT IN AG DIST	AG MKTS L 306	125	14,217,373	0.06
41750	AG LAND ELIGIBLE FOR AG ASSMT	AG-MKTS 305(7)	8	14,077	0.00
41800	PERSONS AGE 65 OR OVER	RPTL 467	1,470	129,045,046	0.54
41801	PERSONS AGE 65 OR OVER	RPTL 467	348	23,674,280	0.10
41802	PERSONS AGE 65 OR OVER	RPTL 467	1,127	66,580,489	0.28
41805	PERSONS AGE 65 OR OVER	RPTL 467	236	20,013,599	0.08
41822	LIVING QUARTERS FOR PARENTS AND GRANDCHILDREN	RPTL 469	13	692,512	0.00
41900	PHYSICALLY DISABLED	RPTL 459	2	36,211	0.00
41901	PHYSICALLY DISABLED	RPTL 459	4	197,000	0.00

Equalized Total Assessed Value 23,686,164,213

Exemption Code	Exemption Name	Statutory Authority	Number of Exemptions	Total Equalized Value of Exemptions	Percent of Value Exempted
41930	DISABILITIES AND LIMITED INCOMES	RPTL 459-c	55	5,044,034	0.02
41931	DISABILITIES AND LIMITED INCOMES	RPTL 459-c	41	2,786,111	0.01
41932	DISABILITIES AND LIMITED INCOMES	RPTL 459-c	82	5,812,710	0.02
41935	DISABILITIES AND LIMITED INCOMES	RPTL 459-c	10	1,280,386	0.01
42100	SILOS, MANURE STORAGE TANKS, TEMPORARY GREENHOUSES	RPTL 483-2 RPTL 483-c	3 2	9,534 3,500	0.00 0.00
42130	FARM OR FOOD PROCESSING LABOR CAMPS	RPTL 483-d	48	2,731,931	0.01
47200	RAILROAD - PARTIALLY EXEMPT	RPTL 489-d&dd	5	40,312,095	0.17
47450	FOREST/REF LAND - FISHER ACT	RPTL 480	15	2,572,778	0.01
47460	FOREST LAND CERTD AFTER 8/74	RPTL 480-a	245	34,209,965	0.14
47500	BUSINESS CERTIFIED BY NYSBEA	RPTL 485	2	138,093	0.00
47600	BUSINESS INVESTMENT PROPERTY PRE 8/5%	RPTL 485-b	6	270,048	0.00
47610	BUSINESS INVESTMENT PROPERTY POST 8/5	RPTL 485-b	70	7,120,392	0.03
47611	BUSINESS INVESTMENT PROPERTY POST 8/5	RPTL 485-b	33	3,128,361	0.01
47615	BUSINESS INVESTMENT PROPERTY POST 8/5	RPTL 485-b	38	14,135,280	0.06
47670	PROPERTY IMPRVAMT IN EMPIRE ZONE	RPTL 485-e	1	3,304,125	0.01
48675	REDEVELOPMENT HOUSING CO	P H F L 125 & 127	2	1,586,024	0.01
49500	SOLAR OR WIND ENERGY SYSTEM	RPTL 487	3	43,735	0.00
50000	SYSTEM CODE	STATUTORY AUTH NOT DEFINED	48	22,392,009	0.09
50001	SYSTEM CODE	STATUTORY AUTH NOT DEFINED	19	17,665,592	0.07
50002	SYSTEM CODE	STATUTORY AUTH NOT DEFINED	5	4,297,186	0.02
50005	SYSTEM CODE	STATUTORY AUTH NOT DEFINED	1	0	0.00

Equalized Total Assessed Value 23,686,164,213

Exemption Code	Exemption Name	Statutory Authority	Number of Exemptions	Total Equalized Value of Exemptions	Percent of Value Exempted
51001	SYSTEM CODE	STATUTORY AUTH NOT DEFINED	236	26,865,096	0.11
Total Exemptions Exclusive of System Exemptions:					
			15,921	2,927,925,794	12.36
Total System Exemptions:					
			309	71,219,883	0.30
Totals:					
			16,230	2,999,145,677	12.66

Values have been equalized using the Uniform Percentage of Value. The Exempt amounts do not take into consideration, payments in lieu of taxes or other payments for municipal services.

Amount, if any, attributable to payments in lieu of taxes: _____

Positions Not Funded in 2010 Budget

<u>Retirement Incentive</u>						<u>Vacant Position</u>						<u>Layoffs</u>							
Department Name	Dept #	Division	Position #	Title	Salary	Department Name	Dept #	Division	Position #	Title	Salary	Department Name	Dept #	Division	Position #	Title	Salary		
Finance	1310	1076	13101251	CH ACC CLK	60,741	Public Defender	1170	1046	11701157	AST PD	32,880	Public Defender	1170	1046	11701208	SR TYPIST	37,563		
County Clerk	1410	1131	14101356	SEC GUARD	33,033	Finance	1310	1076	13101010	ADM DIR CF	93,125	Elections	1450	1176	14501420	REG CLK	41,284		
Personnel	1430	1156	14301109	SR DB C/T	32,327	Real Property	1355	1116	13551864	TX MP SPEC	19,922	Elections	1450	1176	14501421	REG CLK	41,284		
Personnel	1430	1156	14301402	SR DB C/T	36,430	County Clerk	1410	1132	14101396	PR CLERK	14,116	Information Services	1680	1292	16801015	TEL OP	31,388		
Public Works Adm	1490	1181	14901115	PR ACC CLK	43,903	County Clerk	1410	1133	14101184	MV CASHIER	36,797	Community Corrections	3157	1895	31571020	CC SPEC	68,131		
Buildings	1620	1195	16201308	BLD MTC SP	45,620	Information Services	1680	1291	16801110	TEC SUP PR	57,094	Community Corrections	3157	1895	31571040	SR CC AST	40,578		
Buildings	1620	1195	16201315	BLD MTC SP	43,903	Probation	3140	1835	31401062	SR PRB OFF	54,128	Community Corrections	3157	1895	31571050	ADM AIDE/T	39,810		
Sheriff	3110	1817	31101038	SEC GUARD	43,013	Community Services	3155	1880	31551020	AS AST	32,374	Community Corrections	3157	1895	31571110	CC AST	31,388		
Probation	3140	1840	31401151	PROB AST	46,374	Community Services	3155	1880	31551951	AS CRW SUP	3,000	Community Corrections	3157	1895	31571120	CC AST	31,694		
Community Services	3155	1880	31551012	DEP AS CD	47,794	Health	4010	2200	40101012	MED CONSLT	10,000	Community Corrections	3157	1895	31571130	CC AST	28,606		
Health	4010	2212	40101402	HME HL AID	34,238	Health	4010	2202	40101124	SUPV PHN	27,350	Community Corrections	3157	1895	31571140	CC AST	32,082		
Mental Health	4220	2261	42201208	CHM DEP SP	62,506	Health	4010	2202	40101206	RN NURSE	43,994	Community Corrections	3157	1895	31571150	CC AST	31,127		
Mental Health	4220	2261	42201403	CHM DEP SP	61,168	Health	4010	2202	40101308	RN HEALTH	22,250	Community Corrections	3157	1895	31571160	CC AST	30,589		
Social Services	6010	2633	60101817	CASEWORKER	53,173	Health	4010	2202	40101805	TYPIST	24,902	Community Corrections	3157	1895	31571210	CC AST	30,589		
Consumer Affairs	6620	2855	66201125	STENO	36,503	Health	4010	2203	40101030	PH NURSE	47,246	Safety	3620	1965	36201030	SR DB CLK/T	32,868		
Highway - Engineering	5020	5020	50201005	AST CV ENG	54,037	Health	4010	2203	40101315	RN HEALTH	43,994	Health	4010	2202	40101311	RN HEALTH	22,879		
Highway - Engineering	5020	5020	50201010	CIVIL ENG	63,621	Health	4010	2205	40101222	PH ED AST	28,090	Health	4010	2202	40101856	ACC CLK/T	14,838		
Highway - Engineering	5020	5020	50201215	SR ENG AID	49,841	Health	4010	2218	40101022	PH TECH	43,811	Health	4010	2203	40101001	SUPV PHN	27,813		
Highway - Engineering	5020	5020	50201217	SW MGT II	71,454	Health	4010	2219	40101077	SR PH TECH	32,374	Health	4010	2203	40101011	PH NURSE	23,894		
Highway - R & B	5110	5110	51101101	CEO II	47,523	Mental Health	4220	2261	42201104	CHM DEP SP	53,038	Health	4010	2203	40101040	RN HEALTH	26,177		
Highway - R & B	5110	5110	51101162	CEO I	45,247	Mental Health	4220	2261	42201211	CASE MGR	42,441	Health	4010	2203	40101405	HME HL AID	17,395		
Highway - R & B	5110	5110	51101472	CEO I	45,247	Mental Health	4220	2261	42201220	CHM DEP SP	53,038	Health	4010	2203	40101862	ACC CLK/T	16,251		
						Mental Health	4220	2261	42201310	CHEM DEP AS	42,441	UCAT	5630	5912	56301820	FLT MTC CD	54,971		
						Mental Health	4220	2261	42201330	CASE MGR	42,441	Off Street Parking	5650	5930	56501190	PRK LOT AT	8,047		
						Mental Health	4310	2290	43101022	MH FIS LDR	26,375	Off Street Parking	5650	5930	56501190	PRK LOT AT	11,214		
						Mental Health	4310	2290	43101130	ADM AST	37,216	Off Street Parking	5650	5930	56501190	PRK LOT AT	11,214		
						Mental Health	4310	2290	43101905	STF PSYCH	181,147	Off Street Parking	5650	5930	56501191	PRK LOT AT	8,047		
						Mental Health	4310	2291	43101016	TRANS TYP	25,468	Youth Bureau	7310	3100	73101110	SR DB C/T	32,155		
						Mental Health	4320	2304	43201048	MHS CL SUP	61,332	Environment	8090	3552	80901023	ADM AIDE/T	38,650		
						Mental Health	4320	2304	43201205	MHS CHD SV	53,038	Highway Admin	5010	5010	50101235	SR TRAN TY	38,691		
						Mental Health	4320	2304	43201316	MHS CHD SV	53,038								
						Mental Health	4320	2304	43201320	COUNS II	42,441								
						Mental Health	4320	2304	43201330	COUNS II	42,441								
						Mental Health	4320	2304	43201358	PSYCH INT	27,917								
						Mental Health	4320	2304	43201364	CASE MGR	42,441								
						Mental Health	4320	2304	43201391	MHS CHD SV	53,038								
						Mental Health	4320	2304	43201913	STF PSYCH	66,218								
						Social Services	6010	2613	60101030	CH SWE	59,905								
						Social Services	6010	2616	60101122	SWE	30,997								
						Social Services	6010	2621	60101989	RECEIPT	26,782								
						Social Services	6010	2626	60101260	STF DV DIR	46,616								
						Social Services	6010	2631	60101304	PR ACC CLK	40,468								
						Social Services	6010	2635	60101886	CASE SUP G	49,905								
						Social Services	6010	2641	60101656	CMM SV AID	28,712								
						Office for the Aging	6772	2865	67721233	SR DP C/T	32,868								
						Human Rights	8040	3500	80401020	SR AC CLK	7,060								
						Golden Hill Health Care	6020	7260	60201514	SR LT AID	37,020								
						Highway - R & B	5110	5110	51101131	CEO II	47,523								
TOTALS BY CATEGORY			22		1,057,696				48		2,020,812				30		901,217		
GRAND TOTAL			100		3,979,725														